

令和4年度

国民健康保険診療報酬審査支払等状況

福井県国民健康保険団体連合会

本書をご活用いただくにあたって

- 諸表に用いた数値は、福井県内 20 保険者および全国決済制度により本県で審査した分にかかる数値です。
- 諸表中の年度計は各年度の 4 月審査分から翌年 3 月審査分までの合計であり、月別の表は審査月を用いています。
- 諸率の数値は、表示単位未満の数の四捨五入により求めています。
- 諸表中の数値は、過誤等によりマイナスになる場合があります。
- 諸表中の次の数値は、以下の単位で示しています。
 - 点数、増点、減点 点単位
 - 費用額、給付費、請求額、金額、交付額、拠出額等 . . . 円単位
- 出典は、国保連合会事業月報、国保連合会各電算処理結果によります。
- 諸表に用いた表示
 - 請求 . . . 保険医療機関等より請求のあったもの
 - 返戻 . . . 審査の結果、保険医療機関等へ照会返戻したもの
 - 審査 . . . 審査の結果、請求点数を減点・増点したもの
 - 決定 . . . 請求のあったものから、返戻および審査分（減点・増点）を差し引いたもの
 - 過誤 . . . 保険者（市町村）において資格確認の結果、非該当と認め返戻したものおよび給付点検により再審査の申し出等を行い査定のあったもの
 - 確定 . . . 決定から過誤の計数を調整したもの
 - 県内 . . . 県内の被保険者（受給者）が県内で受診したもの
 - 委託 . . . 県内の被保険者（受給者）が県外で受診したもの
 - 受託 . . . 県外の被保険者（受給者）が県内で受診したもの

令和4年度 国民健康保険診療報酬審査支払等状況

I 診療報酬審査支払状況

I-1 国保一般

| | |
|-----------------------------|---|
| I-1- (1) 診療報酬審査支払状況 | 2 |
| I-1- (2) -① 月別審査支払状況 (医科入院) | 3 |
| I-1- (2) -② " (医科入院外) | 4 |
| I-1- (2) -③ " (歯科) | 5 |
| I-1- (2) -④ " (調剤) | 6 |
| I-1- (2) -⑤ " (訪問看護) | 7 |
| I-1- (3) 保険者別医療費諸率 | 8 |
| I-1- (4) 保険者別診療報酬等支払状況 | 9 |

I-2 退職者医療

| | |
|-----------------------------|----|
| I-2- (1) 診療報酬審査支払状況 | 11 |
| I-2- (2) -① 月別審査支払状況 (医科入院) | 12 |
| I-2- (2) -② " (医科入院外) | 13 |
| I-2- (2) -③ " (歯科) | 14 |
| I-2- (2) -④ " (調剤) | 15 |
| I-2- (2) -⑤ " (訪問看護) | 16 |
| I-2- (3) 保険者別医療費諸率 | 17 |
| I-2- (4) 保険者別診療報酬等支払状況 | 18 |

I-3 後期高齢者医療

| | |
|-----------------------------|----|
| I-3- (1) 診療報酬審査支払状況 | 20 |
| I-3- (2) -① 月別審査支払状況 (医科入院) | 21 |
| I-3- (2) -② " (医科入院外) | 22 |
| I-3- (2) -③ " (歯科) | 23 |
| I-3- (2) -④ " (調剤) | 24 |
| I-3- (2) -⑤ " (訪問看護) | 25 |
| I-3- (3) 市町別医療費諸率 | 26 |
| I-3- (4) 市町別診療報酬等支払状況 | 27 |

I-4 国保一般+退職者医療+後期高齢者医療

| | |
|-----------------------------|----|
| I-4- (1) 診療報酬審査支払状況 | 29 |
| I-4- (2) -① 月別審査支払状況 (医科入院) | 30 |
| I-4- (2) -② " (医科入院外) | 31 |
| I-4- (2) -③ " (歯科) | 32 |
| I-4- (2) -④ " (調剤) | 33 |
| I-4- (2) -⑤ " (訪問看護) | 34 |
| I-4- (3) 保険者別医療費諸率 | 35 |
| I-4- (4) 保険者別診療報酬等支払状況 | 36 |

I-5 公費負担医療 (国民健康保険)

| | |
|------------------------------------|----|
| I-5- (1) 公費負担医療審査支払状況 (国民健康保険) | 38 |
| I-5- (2) -① 法別月別審査支払状況 (児童福祉・総合支援) | 39 |

| | |
|------------------------------------|----|
| I-5- (2) -② 法別月別審査支払状況 (療養介護・精神保健) | 40 |
| I-5- (2) -③ " (結核予防・原爆医療) | 41 |
| I-5- (2) -④ " (戦傷病者・母子保健) | 42 |
| I-5- (2) -⑤ " (特定疾患・小児慢性) | 43 |
| I-5- (2) -⑥ " (福祉施設措置・感染症) | 44 |
| I-5- (2) -⑦ " (石綿・肝炎医療) | 45 |
| I-5- (2) -⑧ " (特定B型肝炎・難病) | 46 |

I-6 公費負担医療 (後期高齢者)

| | |
|------------------------------------|----|
| I-6- (1) 公費負担医療審査支払状況 (後期高齢者医療) | 48 |
| I-6- (2) -① 法別月別審査支払状況 (児童福祉・総合支援) | 49 |
| I-6- (2) -② " (療養介護・精神保健) | 50 |
| I-6- (2) -③ " (結核予防・原爆医療) | 51 |
| I-6- (2) -④ " (戦傷病者・特定疾患) | 52 |
| I-6- (2) -⑤ " (福祉施設措置・感染症) | 53 |
| I-6- (2) -⑥ " (石綿・肝炎医療) | 54 |
| I-6- (2) -⑦ " (特定B型肝炎・難病) | 55 |

I-7 公費負担医療 (国民健康保険+後期高齢者)

| | |
|--|----|
| I-7- (1) 公費負担医療審査支払状況 (国民健康保険+後期高齢者医療) | 57 |
| I-7- (2) -① 法別月別審査支払状況 (児童福祉・総合支援) | 58 |
| I-7- (2) -② " (療養介護・精神保健) | 59 |
| I-7- (2) -③ " (結核予防・原爆医療) | 60 |
| I-7- (2) -④ " (戦傷病者・母子保健) | 61 |
| I-7- (2) -⑤ " (特定疾患・小児慢性) | 62 |
| I-7- (2) -⑥ " (福祉施設措置・感染症) | 63 |
| I-7- (2) -⑦ " (石綿・肝炎医療) | 64 |
| I-7- (2) -⑧ " (特定B型肝炎・難病) | 65 |

II 再審査結果等状況

II-1 再審査結果状況 (国保一般+退職者医療)

| | |
|-------------------|----|
| II-1- (1) 保険者申出分 | 67 |
| II-1- (2) 医療機関申出分 | 68 |

II-2 再審査結果状況 (後期高齢者医療)

| | |
|-------------------|----|
| II-2- (1) 保険者申出分 | 69 |
| II-2- (2) 医療機関申出分 | 70 |

II-3 再審査結果状況 (国保一般+退職者医療+後期高齢者医療)

| | |
|-------------------|----|
| II-3- (1) 保険者申出分 | 71 |
| II-3- (2) 医療機関申出分 | 72 |

| | |
|-------------------------------------|----|
| II-4 高額レセプト審査結果（国保一般＋退職者医療＋後期高齢者医療） | |
| II-4-（1）国保中央会特別審査委員会分 | 73 |
| II-4-（2）国保連合会審査委員会審査専門部会分 | 73 |

III 全国決済状況

| | |
|---|----|
| III-1-（1）全国決済月別取扱状況 （国保一般・退職者医療・後期高齢者医療・公費負担医療） | 75 |
| III-1-（2）全国決済都道府県別取扱状況 （国保一般・退職者医療・後期高齢者医療・公費負担医療） | 76 |

IV 介護給付費等審査支払状況

| | |
|---------------------------|----|
| IV-1-（1）介護給付費等請求額の状況 | 78 |
| IV-1-（2）保険者別サービス別介護給付費の状況 | 79 |
| IV-1-（3）保険者別月別介護給付費の状況 | 80 |
| IV-1-（4）公費負担者別月別介護給付費の状況 | 81 |
| IV-1-（5）特定入所者介護サービス費の状況 | 82 |

V グラフ

| | |
|--------------------------------|----|
| V-1-（1）被保険者（受給者）数の状況（過去5ヵ年の推移） | 84 |
| V-1-（2）審査決定件数の状況（過去5ヵ年の推移） | 84 |
| V-1-（3）審査決定点数の状況（過去5ヵ年の推移） | 84 |

VI その他

| | |
|-----------------------------|----|
| VI-1-（1）第三者行為求償事務共同処理事業実施状況 | 86 |
| VI-1-（2）福祉医療費電算共同処理事業実施状況 | 87 |
| VI-1-（3）障害介護給付費の状況 | 88 |
| VI-1-（4）特定健康診査・特定保健指導実施状況 | 90 |

I 診療報酬審査支払状況

I-1 国保一般

(国保一般)

I-1-(1) 診療報酬審査支払状況

| 区分 | 請求 | | | 審査 | | 返戻 | | | 決定 | | | 過誤 | | 確定 | | | 返戻率 | 決定率 | 確定率 | |
|------|-----------|-----------|---------------|---------------|------------|------------|--------|-------------|-------------|-----------|---------------|---------------|-------------|-------------|-----------|---------------|---------------|--------|--------|--------|
| | 件数 | 日数 | 点数 | 増点 | 減点 | 件数 | 日数 | 点数 | 件数 | 日数 | 点数 | 件数 | 点数 | 件数 | 日数 | 点数 | | | | |
| 一般診療 | 入院 | 44,112 | 714,573 | 2,817,731,174 | 0 | 6,410,591 | 1,403 | 24,256 | 116,550,251 | 42,709 | 690,317 | 2,694,770,332 | 1,118 | 79,788,427 | 41,591 | 675,952 | 2,614,981,905 | 3.18% | 95.64% | 92.80% |
| | 入院外 | 1,319,440 | 1,940,117 | 2,364,353,955 | 0 | 3,828,076 | 5,653 | 13,616 | 32,439,651 | 1,313,787 | 1,926,501 | 2,328,086,228 | 6,320 | 21,321,185 | 1,307,467 | 1,916,366 | 2,306,765,043 | 0.43% | 98.47% | 97.56% |
| | 小計 | 1,363,552 | 2,654,690 | 5,182,085,129 | 0 | 10,238,667 | 7,056 | 37,872 | 148,989,902 | 1,356,496 | 2,616,818 | 5,022,856,560 | 7,438 | 101,109,612 | 1,349,058 | 2,592,318 | 4,921,746,948 | 0.52% | 96.93% | 94.98% |
| 歯科 | 261,590 | 441,958 | 354,924,943 | 0 | 86,031 | 982 | 2,052 | 2,632,824 | 260,608 | 439,906 | 352,206,088 | 1,227 | 1,879,344 | 259,381 | 437,974 | 350,326,744 | 0.38% | 99.23% | 98.70% | |
| 計 | 1,625,142 | 3,096,648 | 5,537,010,072 | 0 | 10,324,698 | 8,038 | 39,924 | 151,622,726 | 1,617,104 | 3,056,724 | 5,375,062,648 | 8,665 | 102,988,956 | 1,608,439 | 3,030,292 | 5,272,073,692 | 0.49% | 97.08% | 95.22% | |
| 調剤 | 678,334 | 798,480 | 968,132,148 | 0 | 431,344 | 1,713 | 2,191 | 3,661,149 | 676,621 | 796,289 | 964,039,655 | 4,601 | 7,710,640 | 672,020 | 790,834 | 956,329,015 | 0.25% | 99.58% | 98.78% | |
| 食事療養 | 一般診療 | 42,056 | 1,897,402 | 1,246,390,540 | 0 | 96,900 | 1,315 | 63,166 | 42,134,178 | 40,741 | 1,834,236 | 1,204,159,462 | 964 | 26,646,578 | 39,777 | 1,796,468 | 1,177,512,884 | 3.13% | 96.61% | 94.47% |
| | 歯科 | 278 | 2,319 | 1,515,360 | 0 | 0 | 19 | 174 | 117,234 | 259 | 2,145 | 1,398,126 | 5 | 37,964 | 254 | 2,092 | 1,360,162 | 6.83% | 92.26% | 89.76% |
| 訪問看護 | 15,173 | 83,890 | 920,175,230 | 0 | 0 | 356 | 2,458 | 28,409,120 | 14,817 | 81,432 | 891,766,110 | 214 | 11,464,380 | 14,603 | 80,414 | 880,301,730 | 2.35% | 96.91% | 95.67% | |
| 総合計 | 2,318,649 | 3,979,018 | 6,597,159,743 | 0 | 10,756,042 | 10,107 | 44,573 | 158,124,787 | 2,308,542 | 3,934,445 | 6,428,278,914 | 13,480 | 111,846,034 | 2,295,062 | 3,901,540 | 6,316,432,880 | 0.44% | 97.44% | 95.74% | |

- ※ 食事療養費・訪問看護は、点数を金額に読み替えて下さい。また、総合計の算出は、訪問看護を点数として行っています。
- ※ 返戻率は [返戻件数/請求件数]、決定率は [決定点数/請求点数]、確定率は [確定点数/請求点数] となっています。
- ※ 食事療養費は、再掲です。

(国保一般)

I-1-(2)-① 月別審査支払状況(医科_入院)

| 区分 審査月 | 請求 | | | 審査 | | 返戻 | | | 決定 | | | 過誤 | | 確定 | | | 返戻率 | 決定率 | 確定率 |
|-----------|--------|---------|---------------|----|-----------|-------|--------|-------------|--------|---------|---------------|-------|------------|--------|---------|---------------|-------|--------|--------|
| | 件数 | 日数 | 点数 | 増点 | 減点 | 件数 | 日数 | 点数 | 件数 | 日数 | 点数 | 件数 | 点数 | 件数 | 日数 | 点数 | | | |
| 令和2年度 | 43,799 | 739,285 | 2,674,075,186 | 0 | 5,112,011 | 978 | 16,687 | 73,089,835 | 42,821 | 722,598 | 2,595,873,340 | 2,107 | 60,370,951 | 40,714 | 710,732 | 2,535,502,389 | 2.23% | 97.00% | 94.82% |
| 令和3年度 | 45,746 | 743,946 | 2,810,460,829 | 0 | 8,508,993 | 1,088 | 16,929 | 83,409,495 | 44,658 | 727,017 | 2,718,542,341 | 693 | 50,768,439 | 43,965 | 716,747 | 2,667,773,902 | 2.38% | 96.73% | 94.92% |
| 令和4年度 | 44,112 | 714,573 | 2,817,731,174 | 0 | 6,410,591 | 1,403 | 24,256 | 116,550,251 | 42,709 | 690,317 | 2,694,770,332 | 1,118 | 79,788,427 | 41,591 | 675,952 | 2,614,981,905 | 3.18% | 95.64% | 92.80% |
| 令和4年4月 | 3,851 | 60,992 | 245,569,152 | 0 | 586,127 | 130 | 2,114 | 10,185,846 | 3,721 | 58,878 | 234,797,179 | 58 | 5,257,428 | 3,663 | 59,922 | 229,539,751 | 3.38% | 95.61% | 93.47% |
| 5月 | 3,587 | 58,816 | 225,828,913 | 0 | 612,416 | 102 | 1,461 | 7,337,003 | 3,485 | 57,355 | 217,879,494 | 66 | 5,625,956 | 3,419 | 55,377 | 212,253,538 | 2.84% | 96.48% | 93.99% |
| 6月 | 3,685 | 61,235 | 235,196,093 | 0 | 250,519 | 117 | 1,793 | 9,466,846 | 3,568 | 59,442 | 225,478,728 | 49 | 3,810,120 | 3,519 | 59,087 | 221,668,608 | 3.18% | 95.87% | 94.25% |
| 7月 | 3,985 | 61,445 | 242,311,382 | 0 | 439,986 | 105 | 1,902 | 9,073,744 | 3,880 | 59,543 | 232,797,652 | 59 | 6,634,544 | 3,821 | 58,597 | 226,163,108 | 2.63% | 96.07% | 93.34% |
| 8月 | 3,694 | 60,349 | 231,341,420 | 0 | 712,342 | 102 | 1,683 | 6,875,395 | 3,592 | 58,666 | 223,753,683 | 60 | 4,666,461 | 3,532 | 57,514 | 219,087,222 | 2.76% | 96.72% | 94.70% |
| 9月 | 3,481 | 56,901 | 226,060,037 | 0 | 268,741 | 116 | 1,843 | 10,677,057 | 3,365 | 55,058 | 215,114,239 | 62 | 4,700,015 | 3,303 | 54,087 | 210,414,224 | 3.33% | 95.16% | 93.08% |
| 10月 | 3,608 | 56,702 | 225,871,870 | 0 | 500,156 | 209 | 4,621 | 16,985,287 | 3,399 | 52,081 | 208,386,427 | 64 | 5,212,196 | 3,335 | 53,902 | 203,174,231 | 5.79% | 92.26% | 89.95% |
| 11月 | 3,802 | 64,529 | 245,696,418 | 0 | 889,322 | 108 | 1,895 | 8,881,013 | 3,694 | 62,634 | 235,926,083 | 114 | 8,424,325 | 3,580 | 57,597 | 227,501,758 | 2.84% | 96.02% | 92.59% |
| 12月 | 3,756 | 60,575 | 246,243,415 | 0 | 512,228 | 113 | 1,942 | 10,815,643 | 3,643 | 58,633 | 234,915,544 | 308 | 24,253,060 | 3,335 | 55,257 | 210,662,484 | 3.01% | 95.40% | 85.55% |
| 令和5年1月 | 3,683 | 59,084 | 236,631,961 | 0 | 495,444 | 110 | 1,817 | 8,679,540 | 3,573 | 57,267 | 227,456,977 | 55 | 3,548,530 | 3,518 | 56,183 | 223,908,447 | 2.99% | 96.12% | 94.62% |
| 2月 | 3,407 | 57,052 | 226,920,696 | 0 | 557,158 | 107 | 1,877 | 10,583,589 | 3,300 | 55,175 | 215,779,949 | 73 | 4,220,541 | 3,227 | 54,176 | 211,559,408 | 3.14% | 95.09% | 93.23% |
| 3月 | 3,573 | 56,893 | 230,059,817 | 0 | 586,152 | 84 | 1,308 | 6,989,288 | 3,489 | 55,585 | 222,484,377 | 150 | 3,435,251 | 3,339 | 54,253 | 219,049,126 | 2.35% | 96.71% | 95.21% |

※ 各点数には、食事療養費を含みます。

(国保一般)

I-1-(2)-② 月別審査支払状況(医科_入院外)

| 区分 審査月 | 請求 | | | 審査 | | 返戻 | | | 決定 | | | 過誤 | | 確定 | | | 返戻率 | 決定率 | 確定率 |
|-----------|-----------|-----------|---------------|----|-----------|-------|--------|------------|-----------|-----------|---------------|-------|------------|-----------|-----------|---------------|-------|--------|--------|
| | 件数 | 日数 | 点数 | 増点 | 減点 | 件数 | 日数 | 点数 | 件数 | 日数 | 点数 | 件数 | 点数 | 件数 | 日数 | 点数 | | | |
| 令和2年度 | 1,275,499 | 1,905,601 | 2,190,993,252 | 0 | 2,558,696 | 3,132 | 7,875 | 18,264,976 | 1,272,367 | 1,897,726 | 2,170,169,580 | 6,756 | 14,784,510 | 1,265,611 | 1,888,419 | 2,155,385,070 | 0.25% | 99.05% | 98.37% |
| 令和3年度 | 1,333,019 | 1,990,730 | 2,349,430,946 | 0 | 7,891,124 | 3,806 | 9,287 | 28,758,537 | 1,329,213 | 1,981,443 | 2,312,781,285 | 5,732 | 19,629,124 | 1,323,481 | 1,971,831 | 2,293,152,161 | 0.29% | 98.44% | 97.60% |
| 令和4年度 | 1,319,440 | 1,940,117 | 2,364,353,955 | 0 | 3,828,076 | 5,653 | 13,616 | 32,439,651 | 1,313,787 | 1,926,501 | 2,328,086,228 | 6,320 | 21,321,185 | 1,307,467 | 1,916,366 | 2,306,765,043 | 0.43% | 98.47% | 97.56% |
| 令和4年4月 | 117,146 | 172,402 | 213,026,642 | 0 | 410,325 | 449 | 1,020 | 2,308,831 | 116,697 | 171,382 | 210,307,486 | 351 | 892,615 | 116,346 | 171,852 | 209,414,871 | 0.38% | 98.72% | 98.30% |
| 5月 | 112,219 | 165,827 | 196,019,740 | 0 | 644,616 | 505 | 1,072 | 2,452,260 | 111,714 | 164,755 | 192,922,864 | 405 | 1,663,773 | 111,309 | 164,002 | 191,259,091 | 0.45% | 98.42% | 97.57% |
| 6月 | 107,631 | 157,274 | 191,685,354 | 0 | 232,671 | 391 | 1,121 | 2,723,043 | 107,240 | 156,153 | 188,729,640 | 423 | 951,940 | 106,817 | 155,541 | 187,777,700 | 0.36% | 98.46% | 97.96% |
| 7月 | 114,178 | 170,313 | 203,129,458 | 0 | 254,893 | 586 | 1,301 | 2,773,928 | 113,592 | 169,012 | 200,100,637 | 499 | 1,568,528 | 113,093 | 168,422 | 198,532,109 | 0.51% | 98.51% | 97.74% |
| 8月 | 111,348 | 165,485 | 197,147,492 | 0 | 274,138 | 682 | 1,493 | 3,709,004 | 110,666 | 163,992 | 193,164,350 | 529 | 2,202,113 | 110,137 | 163,078 | 190,962,237 | 0.61% | 97.98% | 96.86% |
| 9月 | 114,594 | 169,779 | 207,848,207 | 0 | 265,193 | 495 | 1,189 | 2,842,540 | 114,099 | 168,590 | 204,740,474 | 555 | 1,373,262 | 113,544 | 167,462 | 203,367,212 | 0.43% | 98.50% | 97.84% |
| 10月 | 110,979 | 163,879 | 197,693,095 | 0 | 269,745 | 437 | 1,012 | 2,227,849 | 110,542 | 162,867 | 195,195,501 | 704 | 2,546,870 | 109,838 | 161,415 | 192,648,631 | 0.39% | 98.74% | 97.45% |
| 11月 | 109,578 | 162,733 | 196,347,240 | 0 | 430,092 | 434 | 1,176 | 3,023,563 | 109,144 | 161,557 | 192,893,585 | 589 | 1,778,234 | 108,555 | 160,736 | 191,115,351 | 0.40% | 98.24% | 97.34% |
| 12月 | 109,045 | 161,243 | 195,482,120 | 0 | 256,043 | 485 | 1,208 | 2,602,212 | 108,560 | 160,035 | 192,623,865 | 559 | 1,489,614 | 108,001 | 159,176 | 191,134,251 | 0.44% | 98.54% | 97.78% |
| 令和5年1月 | 111,087 | 161,915 | 200,658,727 | 0 | 242,903 | 459 | 1,164 | 2,924,500 | 110,628 | 160,751 | 197,491,324 | 614 | 2,809,375 | 110,014 | 159,279 | 194,681,949 | 0.41% | 98.42% | 97.02% |
| 2月 | 99,905 | 142,455 | 183,999,505 | 0 | 231,493 | 395 | 937 | 2,517,606 | 99,510 | 141,518 | 181,250,406 | 568 | 1,970,162 | 98,942 | 140,398 | 179,280,244 | 0.40% | 98.51% | 97.44% |
| 3月 | 101,730 | 146,812 | 181,316,375 | 0 | 315,964 | 335 | 923 | 2,334,315 | 101,395 | 145,889 | 178,666,096 | 524 | 2,074,699 | 100,871 | 145,005 | 176,591,397 | 0.33% | 98.54% | 97.39% |

(国保一般)

I-1-(2)-③ 月別審査支払状況(歯科)

| 区分 審査月 | 請求 | | | 審査 | | 返戻 | | | 決定 | | | 過誤 | | 確定 | | | 返戻率 | 決定率 | 確定率 |
|-----------|---------|---------|-------------|----|---------|-----|-------|-----------|---------|---------|-------------|-------|-----------|---------|---------|-------------|-------|--------|--------|
| | 件数 | 日数 | 点数 | 増点 | 減点 | 件数 | 日数 | 点数 | 件数 | 日数 | 点数 | 件数 | 点数 | 件数 | 日数 | 点数 | | | |
| 令和2年度 | 247,788 | 446,536 | 340,793,162 | 0 | 106,188 | 864 | 1,700 | 1,610,885 | 246,924 | 444,836 | 339,076,089 | 1,470 | 2,112,582 | 245,454 | 442,202 | 336,963,507 | 0.35% | 99.50% | 98.88% |
| 令和3年度 | 264,495 | 463,761 | 361,415,861 | 0 | 76,117 | 858 | 1,715 | 1,919,708 | 263,637 | 462,046 | 359,420,036 | 1,310 | 1,906,749 | 262,327 | 459,663 | 357,513,287 | 0.32% | 99.45% | 98.92% |
| 令和4年度 | 261,590 | 441,958 | 354,924,943 | 0 | 86,031 | 982 | 2,052 | 2,632,824 | 260,608 | 439,906 | 352,206,088 | 1,227 | 1,879,344 | 259,381 | 437,974 | 350,326,744 | 0.38% | 99.23% | 98.70% |
| 令和4年4月 | 22,765 | 39,365 | 31,291,658 | 0 | 5,733 | 66 | 166 | 411,508 | 22,699 | 39,199 | 30,874,417 | 55 | 85,725 | 22,644 | 39,272 | 30,788,692 | 0.29% | 98.67% | 98.39% |
| 5月 | 22,767 | 39,333 | 30,999,546 | 0 | 7,364 | 76 | 171 | 216,529 | 22,691 | 39,162 | 30,775,653 | 78 | 111,771 | 22,613 | 39,038 | 30,663,882 | 0.33% | 99.28% | 98.92% |
| 6月 | 21,718 | 36,870 | 29,580,434 | 0 | 6,133 | 75 | 175 | 251,730 | 21,643 | 36,695 | 29,322,571 | 74 | 90,714 | 21,569 | 36,576 | 29,231,857 | 0.35% | 99.13% | 98.82% |
| 7月 | 23,811 | 41,063 | 33,052,186 | 0 | 13,010 | 60 | 129 | 200,633 | 23,751 | 40,934 | 32,838,543 | 103 | 191,851 | 23,648 | 40,707 | 32,646,692 | 0.25% | 99.35% | 98.77% |
| 8月 | 22,276 | 37,863 | 30,810,926 | 0 | 3,680 | 65 | 113 | 113,604 | 22,211 | 37,750 | 30,693,642 | 110 | 169,801 | 22,101 | 37,560 | 30,523,841 | 0.29% | 99.62% | 99.07% |
| 9月 | 21,032 | 35,025 | 28,372,305 | 0 | 7,034 | 89 | 204 | 342,184 | 20,943 | 34,821 | 28,023,087 | 142 | 230,265 | 20,801 | 34,642 | 27,792,822 | 0.42% | 98.77% | 97.96% |
| 10月 | 21,652 | 36,155 | 28,959,088 | 0 | 8,028 | 96 | 188 | 184,946 | 21,556 | 35,967 | 28,766,114 | 122 | 231,783 | 21,434 | 35,729 | 28,534,331 | 0.44% | 99.33% | 98.53% |
| 11月 | 22,044 | 37,012 | 29,320,323 | 0 | 7,790 | 100 | 182 | 179,609 | 21,944 | 36,830 | 29,132,924 | 136 | 174,926 | 21,808 | 36,584 | 28,957,998 | 0.45% | 99.36% | 98.76% |
| 12月 | 21,968 | 37,255 | 29,967,086 | 0 | 6,586 | 94 | 196 | 166,281 | 21,874 | 37,059 | 29,794,219 | 124 | 175,715 | 21,750 | 36,831 | 29,618,504 | 0.43% | 99.42% | 98.84% |
| 令和5年1月 | 21,901 | 35,988 | 29,246,802 | 0 | 4,710 | 87 | 165 | 142,929 | 21,814 | 35,823 | 29,099,163 | 102 | 180,468 | 21,712 | 35,614 | 28,918,695 | 0.40% | 99.50% | 98.88% |
| 2月 | 19,416 | 32,427 | 25,445,446 | 0 | 7,036 | 83 | 166 | 222,607 | 19,333 | 32,261 | 25,215,803 | 99 | 138,167 | 19,234 | 32,109 | 25,077,636 | 0.43% | 99.10% | 98.55% |
| 3月 | 20,240 | 33,602 | 27,879,143 | 0 | 8,927 | 91 | 197 | 200,264 | 20,149 | 33,405 | 27,669,952 | 82 | 98,158 | 20,067 | 33,312 | 27,571,794 | 0.45% | 99.25% | 98.90% |

※ 各点数には、食事療養費を含みます。

(国保一般)

I-1-(2)-④ 月別審査支払状況(調剤)

| 区分 審査月 | 請求 | | | 審査 | | 返戻 | | | 決定 | | | 過誤 | | 確定 | | | 返戻率 | 決定率 | 確定率 |
|-----------|---------|---------|-------------|----|---------|-------|-------|-----------|---------|---------|-------------|-------|-----------|---------|---------|-------------|-------|--------|--------|
| | 件数 | 日数 | 点数 | 増点 | 減点 | 件数 | 日数 | 点数 | 件数 | 日数 | 点数 | 件数 | 点数 | 件数 | 日数 | 点数 | | | |
| 令和2年度 | 634,388 | 755,013 | 948,475,202 | 0 | 379,465 | 1,197 | 1,671 | 3,355,003 | 633,191 | 753,342 | 944,740,734 | 5,681 | 6,494,750 | 627,510 | 749,045 | 938,245,984 | 0.19% | 99.61% | 98.92% |
| 令和3年度 | 669,848 | 796,125 | 978,599,886 | 0 | 388,026 | 898 | 1,267 | 2,238,919 | 668,950 | 794,858 | 975,972,941 | 3,508 | 7,926,048 | 665,442 | 790,443 | 968,046,893 | 0.13% | 99.73% | 98.92% |
| 令和4年度 | 678,334 | 798,480 | 968,132,148 | 0 | 431,344 | 1,713 | 2,191 | 3,661,149 | 676,621 | 796,289 | 964,039,655 | 4,601 | 7,710,640 | 672,020 | 790,834 | 956,329,015 | 0.25% | 99.58% | 98.78% |
| 令和4年4月 | 59,858 | 71,097 | 93,891,428 | 0 | 16,279 | 151 | 184 | 328,585 | 59,707 | 70,913 | 93,546,564 | 236 | 540,158 | 59,471 | 70,792 | 93,006,406 | 0.25% | 99.63% | 99.06% |
| 5月 | 57,384 | 67,772 | 78,274,390 | 0 | 27,109 | 283 | 341 | 402,181 | 57,101 | 67,431 | 77,845,100 | 225 | 419,963 | 56,876 | 67,315 | 77,425,137 | 0.49% | 99.45% | 98.92% |
| 6月 | 55,114 | 64,517 | 75,651,673 | 0 | 40,261 | 160 | 219 | 256,669 | 54,954 | 64,298 | 75,354,743 | 257 | 335,740 | 54,697 | 63,869 | 75,019,003 | 0.29% | 99.61% | 99.16% |
| 7月 | 58,296 | 68,593 | 80,890,791 | 0 | 25,119 | 137 | 179 | 266,726 | 58,159 | 68,414 | 80,598,946 | 987 | 1,592,564 | 57,172 | 67,212 | 79,006,382 | 0.24% | 99.64% | 97.67% |
| 8月 | 56,524 | 66,678 | 79,172,431 | 0 | 47,000 | 153 | 174 | 172,732 | 56,371 | 66,504 | 78,952,699 | 333 | 794,745 | 56,038 | 66,081 | 78,157,954 | 0.27% | 99.72% | 98.72% |
| 9月 | 58,295 | 69,631 | 82,644,529 | 0 | 31,028 | 116 | 151 | 260,838 | 58,179 | 69,480 | 82,352,663 | 487 | 538,946 | 57,692 | 68,859 | 81,813,717 | 0.20% | 99.65% | 98.99% |
| 10月 | 56,904 | 67,280 | 80,571,286 | 0 | 61,629 | 127 | 167 | 420,639 | 56,777 | 67,113 | 80,089,018 | 380 | 437,188 | 56,397 | 66,673 | 79,651,830 | 0.22% | 99.40% | 98.86% |
| 11月 | 56,031 | 66,338 | 78,122,299 | 0 | 32,980 | 109 | 155 | 269,591 | 55,922 | 66,183 | 77,819,728 | 365 | 757,077 | 55,557 | 65,704 | 77,062,651 | 0.19% | 99.61% | 98.64% |
| 12月 | 56,038 | 65,980 | 79,975,456 | 0 | 39,603 | 175 | 236 | 474,177 | 55,863 | 65,744 | 79,461,676 | 382 | 537,313 | 55,481 | 65,375 | 78,924,363 | 0.31% | 99.36% | 98.69% |
| 令和5年1月 | 58,444 | 69,062 | 90,267,810 | 0 | 37,114 | 119 | 145 | 339,405 | 58,325 | 68,917 | 89,891,291 | 319 | 406,913 | 58,006 | 68,438 | 89,484,378 | 0.20% | 99.58% | 99.13% |
| 2月 | 52,164 | 59,996 | 73,718,180 | 0 | 33,882 | 74 | 95 | 210,388 | 52,090 | 59,901 | 73,473,910 | 351 | 799,220 | 51,739 | 59,414 | 72,674,690 | 0.14% | 99.67% | 98.58% |
| 3月 | 53,282 | 61,536 | 74,951,875 | 0 | 39,340 | 109 | 145 | 259,218 | 53,173 | 61,391 | 74,653,317 | 279 | 550,813 | 52,894 | 61,102 | 74,102,504 | 0.20% | 99.60% | 98.87% |

(国保一般)

I-1-(2)-⑤ 月別審査支払状況(訪問看護)

| 区分 審査月 | 請求 | | | 審査 | | 返戻 | | | 決定 | | | 過誤 | | 確定 | | | 返戻率 | 決定率 | 確定率 |
|-----------|--------|--------|-------------|----|----|-----|-------|------------|--------|--------|-------------|-----|------------|--------|--------|-------------|-------|--------|--------|
| | 件数 | 日数 | 点数 | 増点 | 減点 | 件数 | 日数 | 点数 | 件数 | 日数 | 点数 | 件数 | 点数 | 件数 | 日数 | 点数 | | | |
| 令和2年度 | 13,278 | 75,557 | 828,059,150 | 0 | 0 | 273 | 2,420 | 26,399,400 | 13,005 | 73,137 | 801,659,750 | 148 | 10,186,500 | 12,857 | 72,217 | 791,473,250 | 2.06% | 96.81% | 95.58% |
| 令和3年度 | 14,253 | 79,557 | 873,571,040 | 0 | 0 | 321 | 2,557 | 28,461,170 | 13,932 | 77,000 | 845,109,870 | 178 | 10,888,260 | 13,754 | 75,983 | 834,221,610 | 2.25% | 96.74% | 95.50% |
| 令和4年度 | 15,173 | 83,890 | 920,175,230 | 0 | 0 | 356 | 2,458 | 28,409,120 | 14,817 | 81,432 | 891,766,110 | 214 | 11,464,380 | 14,603 | 80,414 | 880,301,730 | 2.35% | 96.91% | 95.67% |
| 令和4年4月 | 1,263 | 6,952 | 78,577,770 | 0 | 0 | 50 | 251 | 2,802,100 | 1,213 | 6,701 | 75,775,670 | 10 | 582,610 | 1,203 | 6,897 | 75,193,060 | 3.96% | 96.43% | 95.69% |
| 5月 | 1,252 | 6,696 | 73,567,740 | 0 | 0 | 34 | 261 | 2,858,930 | 1,218 | 6,435 | 70,708,810 | 13 | 605,170 | 1,205 | 6,390 | 70,103,640 | 2.72% | 96.11% | 95.29% |
| 6月 | 1,263 | 6,854 | 73,579,990 | 0 | 0 | 20 | 127 | 1,478,060 | 1,243 | 6,727 | 72,101,930 | 24 | 1,513,210 | 1,219 | 6,444 | 70,588,720 | 1.58% | 97.99% | 95.93% |
| 7月 | 1,304 | 7,516 | 82,271,930 | 0 | 0 | 24 | 151 | 1,716,990 | 1,280 | 7,365 | 80,554,940 | 15 | 697,810 | 1,265 | 7,324 | 79,857,130 | 1.84% | 97.91% | 97.06% |
| 8月 | 1,256 | 6,902 | 76,280,320 | 0 | 0 | 21 | 165 | 2,217,940 | 1,235 | 6,737 | 74,062,380 | 19 | 838,660 | 1,216 | 6,673 | 73,223,720 | 1.67% | 97.09% | 95.99% |
| 9月 | 1,213 | 6,862 | 76,083,450 | 0 | 0 | 41 | 292 | 3,492,280 | 1,172 | 6,570 | 72,591,170 | 14 | 807,320 | 1,158 | 6,621 | 71,783,850 | 3.38% | 95.41% | 94.35% |
| 10月 | 1,233 | 6,869 | 73,712,770 | 0 | 0 | 37 | 247 | 2,963,090 | 1,196 | 6,622 | 70,749,680 | 20 | 154,990 | 1,176 | 6,436 | 70,594,690 | 3.00% | 95.98% | 95.77% |
| 11月 | 1,317 | 7,448 | 83,462,710 | 0 | 0 | 37 | 369 | 4,135,770 | 1,280 | 7,079 | 79,326,940 | 23 | 1,834,920 | 1,257 | 7,035 | 77,492,020 | 2.81% | 95.04% | 92.85% |
| 12月 | 1,277 | 7,351 | 78,093,730 | 0 | 0 | 20 | 159 | 1,793,750 | 1,257 | 7,192 | 76,299,980 | 13 | 941,210 | 1,244 | 6,899 | 75,358,770 | 1.57% | 97.70% | 96.50% |
| 令和5年1月 | 1,269 | 7,224 | 78,769,550 | 0 | 0 | 20 | 124 | 1,391,150 | 1,249 | 7,100 | 77,378,400 | 17 | 647,930 | 1,232 | 7,002 | 76,730,470 | 1.58% | 98.23% | 97.41% |
| 2月 | 1,263 | 6,743 | 74,464,180 | 0 | 0 | 25 | 128 | 1,501,050 | 1,238 | 6,615 | 72,963,130 | 17 | 813,220 | 1,221 | 6,541 | 72,149,910 | 1.98% | 97.98% | 96.89% |
| 3月 | 1,263 | 6,473 | 71,311,090 | 0 | 0 | 27 | 184 | 2,058,010 | 1,236 | 6,289 | 69,253,080 | 29 | 2,027,330 | 1,207 | 6,152 | 67,225,750 | 2.14% | 97.11% | 94.27% |

※ 訪問看護は、点数を金額に読み替えて下さい。

(国保一般)

I-1-(3) 保険者別医療費諸率

| 区分 保険者名 | 件数 | 日数 | 医療費 | 被保険者数 | 受診率 (件数/被保険者数) | 一件当たり日数 (日数/件数) | 一日当たり医療費 (医療費/日数) | 一件当たり医療費 (医療費/件数) | 一人当たり医療費 (医療費/被保険者数) |
|------------|-----------|-----------|----------------|---------|-------------------|--------------------|----------------------|----------------------|-------------------------|
| 福井市 | 475,214 | 899,883 | 18,026,096,746 | 41,608 | 1,142.12 | 1.89 | 20,032 | 37,933 | 433,236 |
| 敦賀市 | 132,818 | 257,765 | 5,400,998,007 | 11,662 | 1,138.90 | 1.94 | 20,953 | 40,665 | 463,128 |
| 小浜市 | 56,064 | 114,130 | 2,467,662,987 | 5,555 | 1,009.25 | 2.04 | 21,622 | 44,015 | 444,224 |
| 大野市 | 67,631 | 135,864 | 2,779,597,913 | 6,394 | 1,057.73 | 2.01 | 20,459 | 41,099 | 434,720 |
| 勝山市 | 47,913 | 93,260 | 1,996,741,178 | 4,426 | 1,082.54 | 1.95 | 21,410 | 41,674 | 451,139 |
| 鯖江市 | 121,252 | 235,032 | 4,867,555,811 | 11,801 | 1,027.47 | 1.94 | 20,710 | 40,144 | 412,470 |
| あわら市 | 57,737 | 113,789 | 2,359,969,770 | 5,146 | 1,121.98 | 1.97 | 20,740 | 40,874 | 458,603 |
| 越前市 | 148,378 | 298,478 | 6,186,657,161 | 14,155 | 1,048.24 | 2.01 | 20,727 | 41,695 | 437,065 |
| 坂井市 | 167,092 | 316,817 | 6,604,359,963 | 14,921 | 1,119.84 | 1.90 | 20,846 | 39,525 | 442,622 |
| 池田町 | 4,906 | 9,446 | 203,056,263 | 484 | 1,013.64 | 1.93 | 21,497 | 41,389 | 419,538 |
| 美浜町 | 22,502 | 47,894 | 960,771,968 | 1,902 | 1,183.07 | 2.13 | 20,060 | 42,697 | 505,138 |
| 高浜町 | 21,430 | 42,807 | 866,695,607 | 2,090 | 1,025.36 | 2.00 | 20,247 | 40,443 | 414,687 |
| 南越前町 | 22,857 | 43,344 | 947,032,441 | 2,058 | 1,110.64 | 1.90 | 21,849 | 41,433 | 460,171 |
| 越前町 | 41,610 | 88,131 | 1,950,978,872 | 4,033 | 1,031.74 | 2.12 | 22,137 | 46,887 | 483,754 |
| 若狭町 | 32,519 | 64,502 | 1,348,028,728 | 2,983 | 1,090.14 | 1.98 | 20,899 | 41,454 | 451,904 |
| 永平寺町 | 34,021 | 64,340 | 1,307,718,358 | 2,976 | 1,143.18 | 1.89 | 20,325 | 38,439 | 439,421 |
| おおい町 | 16,222 | 33,221 | 794,960,894 | 1,572 | 1,031.93 | 2.05 | 23,929 | 49,005 | 505,700 |
| 食品国保組合 | 22,214 | 35,349 | 591,937,933 | 2,536 | 875.95 | 1.59 | 16,746 | 26,647 | 233,414 |
| 医師国保組合 | 13,778 | 21,113 | 340,647,549 | 1,524 | 904.07 | 1.53 | 16,134 | 24,724 | 223,522 |
| 薬剤師国保組合 | 3,663 | 5,672 | 72,962,736 | 469 | 781.02 | 1.55 | 12,864 | 19,919 | 155,571 |
| 保険者計 | 1,509,821 | 2,920,837 | 60,074,430,885 | 138,295 | 1,091.74 | 1.93 | 20,568 | 39,789 | 434,393 |

(国保一般)

I-1-(4) 保険者別診療報酬等支払状況

| 区分 保険者名 | 診療費 | | 食事療養費 | | 高額療養費 | | 調剤 | | 訪問看護療養費 | |
|------------|-----------|----------------|--------|-------------|--------|---------------|---------|---------------|---------|-------------|
| | 件数 | 金額 | 件数 | 金額 | 件数 | 金額 | 件数 | 金額 | 件数 | 金額 |
| 福井市 | 469,989 | 11,124,126,666 | 10,590 | 165,167,736 | 18,048 | 1,846,304,112 | 179,433 | 1,806,295,386 | 5,225 | 200,393,073 |
| 敦賀市 | 131,759 | 3,203,458,993 | 3,591 | 60,341,727 | 5,937 | 567,362,964 | 59,484 | 650,731,343 | 1,059 | 64,634,796 |
| 小浜市 | 55,647 | 1,457,316,828 | 1,779 | 31,830,747 | 3,007 | 282,939,779 | 25,977 | 300,704,680 | 417 | 26,051,846 |
| 大野市 | 66,969 | 1,669,351,391 | 1,739 | 28,200,793 | 3,207 | 281,584,030 | 25,839 | 334,790,775 | 662 | 34,664,740 |
| 勝山市 | 47,579 | 1,199,068,309 | 1,269 | 17,857,438 | 2,256 | 203,612,320 | 16,356 | 252,492,449 | 334 | 13,348,743 |
| 鯖江市 | 120,203 | 2,979,346,561 | 3,340 | 57,754,681 | 5,081 | 501,527,121 | 52,454 | 507,949,844 | 1,049 | 38,638,207 |
| あわら市 | 57,212 | 1,449,232,935 | 1,470 | 20,488,280 | 2,478 | 237,184,029 | 19,673 | 249,148,257 | 525 | 20,114,625 |
| 越前市 | 146,856 | 3,630,805,090 | 4,277 | 74,270,031 | 7,071 | 652,695,449 | 68,584 | 798,020,905 | 1,522 | 66,123,443 |
| 坂井市 | 165,507 | 3,984,836,886 | 3,886 | 52,351,023 | 6,515 | 660,810,589 | 79,571 | 790,068,718 | 1,585 | 65,534,879 |
| 池田町 | 4,874 | 123,953,241 | 111 | 1,736,803 | 242 | 22,517,014 | 1,179 | 22,405,762 | 32 | 1,166,921 |
| 美浜町 | 22,273 | 559,111,085 | 701 | 14,239,728 | 1,180 | 102,907,794 | 9,831 | 124,268,225 | 229 | 14,575,715 |
| 高浜町 | 21,258 | 519,991,494 | 615 | 9,537,507 | 917 | 82,965,261 | 10,108 | 102,089,625 | 172 | 9,798,673 |
| 南越前町 | 22,643 | 587,083,631 | 595 | 8,189,031 | 998 | 94,930,318 | 10,429 | 98,366,454 | 214 | 8,642,564 |
| 越前町 | 41,266 | 1,219,762,755 | 1,397 | 22,956,392 | 2,264 | 213,722,690 | 22,180 | 186,508,073 | 344 | 11,608,048 |
| 若狭町 | 32,320 | 802,795,131 | 946 | 17,206,968 | 1,623 | 141,913,509 | 15,277 | 158,036,639 | 199 | 15,890,385 |
| 永平寺町 | 33,696 | 770,468,445 | 808 | 11,940,308 | 1,365 | 129,196,170 | 11,862 | 168,677,007 | 325 | 15,799,411 |
| おおい町 | 16,124 | 480,618,493 | 543 | 8,056,814 | 854 | 97,543,292 | 7,914 | 86,630,027 | 98 | 6,258,310 |
| 食品国保組合 | 22,149 | 361,151,446 | 295 | 1,717,833 | 423 | 44,680,997 | 7,725 | 62,583,221 | 65 | 1,561,559 |
| 医師国保組合 | 13,743 | 195,036,871 | 135 | 577,239 | 143 | 18,608,497 | 4,841 | 44,388,959 | 35 | 1,273,814 |
| 薬剤師国保組合 | 3,651 | 41,727,292 | 27 | 199,176 | 32 | 2,193,653 | 1,689 | 10,107,845 | 12 | 362,901 |
| 保険者計 | 1,495,718 | 36,359,243,543 | 38,114 | 604,620,255 | 63,641 | 6,185,199,588 | 630,406 | 6,754,264,194 | 14,103 | 616,442,653 |

I 診療報酬審査支払状況

I-2 退職者医療

(退職者医療)

I-2-(1) 診療報酬審査支払状況

| 区分 | | | 請求 | | | 審査 | | 返戻 | | | 決定 | | | 過誤 | | 確定 | | | 返戻率 | 決定率 | 確定率 |
|------|------|------|----|--------|-------|----|----|----|-------|-------|----|-------|----|----|----|----|-------|---------|---------|---------|-------|
| | | | 件数 | 日数 | 点数 | 増点 | 減点 | 件数 | 日数 | 点数 | 件数 | 日数 | 点数 | 件数 | 点数 | 件数 | 日数 | 点数 | | | |
| 一般診療 | 入院 | 被保険者 | 0 | 0 | 0 | 0 | 0 | 0 | 0 | 0 | 0 | 0 | 0 | 0 | 0 | 0 | 0 | 0 | 0.00% | 0.00% | 0.00% |
| | | 被扶養者 | 0 | 0 | 0 | 0 | 0 | 0 | 0 | 0 | 0 | 0 | 0 | 0 | 0 | 0 | 0 | 0 | 0.00% | 0.00% | 0.00% |
| | | 小計 | 0 | 0 | 0 | 0 | 0 | 0 | 0 | 0 | 0 | 0 | 0 | 0 | 0 | 0 | 0 | 0 | 0.00% | 0.00% | 0.00% |
| | 入院外 | 被保険者 | 3 | 4 | 3,154 | 0 | 0 | 3 | 4 | 3,154 | 0 | 0 | 0 | 0 | 0 | 0 | 0 | 0 | 100.00% | 0.00% | 0.00% |
| | | 被扶養者 | 5 | 5 | 3,352 | 0 | 0 | 5 | 5 | 3,352 | 0 | 0 | 0 | 0 | 0 | 0 | 0 | 0 | 100.00% | 0.00% | 0.00% |
| | | 小計 | 8 | 9 | 6,506 | 0 | 0 | 8 | 9 | 6,506 | 0 | 0 | 0 | 0 | 0 | 0 | 0 | 0 | 100.00% | 0.00% | 0.00% |
| | 小計 | 被保険者 | 3 | 4 | 3,154 | 0 | 0 | 3 | 4 | 3,154 | 0 | 0 | 0 | 0 | 0 | 0 | 0 | 0 | 100.00% | 0.00% | 0.00% |
| | | 被扶養者 | 5 | 5 | 3,352 | 0 | 0 | 5 | 5 | 3,352 | 0 | 0 | 0 | 0 | 0 | 0 | 0 | 0 | 100.00% | 0.00% | 0.00% |
| | | 小計 | 8 | 9 | 6,506 | 0 | 0 | 8 | 9 | 6,506 | 0 | 0 | 0 | 0 | 0 | 0 | 0 | 0 | 100.00% | 0.00% | 0.00% |
| 歯科 | 被保険者 | 2 | 3 | 1,627 | 0 | 0 | 2 | 3 | 1,627 | 0 | 0 | 0 | 0 | 0 | 0 | 0 | 0 | 100.00% | 0.00% | 0.00% | |
| | 被扶養者 | 1 | 5 | 4,199 | 0 | 0 | 0 | 0 | 0 | 1 | 5 | 4,199 | 0 | 0 | 1 | 5 | 4,199 | 0.00% | 100.00% | 100.00% | |
| | 小計 | 3 | 8 | 5,826 | 0 | 0 | 2 | 3 | 1,627 | 1 | 5 | 4,199 | 0 | 0 | 1 | 5 | 4,199 | 66.67% | 72.07% | 72.07% | |
| 計 | 被保険者 | 5 | 7 | 4,781 | 0 | 0 | 5 | 7 | 4,781 | 0 | 0 | 0 | 0 | 0 | 0 | 0 | 0 | 100.00% | 0.00% | 0.00% | |
| | 被扶養者 | 6 | 10 | 7,551 | 0 | 0 | 5 | 5 | 3,352 | 1 | 5 | 4,199 | 0 | 0 | 1 | 5 | 4,199 | 83.33% | 55.61% | 55.61% | |
| | 小計 | 11 | 17 | 12,332 | 0 | 0 | 10 | 12 | 8,133 | 1 | 5 | 4,199 | 0 | 0 | 1 | 5 | 4,199 | 90.91% | 34.05% | 34.05% | |
| 調剤 | 被保険者 | 2 | 2 | 1,014 | 0 | 0 | 2 | 2 | 1,014 | 0 | 0 | 0 | 0 | 0 | 0 | 0 | 0 | 100.00% | 0.00% | 0.00% | |
| | 被扶養者 | 0 | 0 | 0 | 0 | 0 | 0 | 0 | 0 | 0 | 0 | 0 | 0 | 0 | 0 | 0 | 0 | 0.00% | 0.00% | 0.00% | |
| | 小計 | 2 | 2 | 1,014 | 0 | 0 | 2 | 2 | 1,014 | 0 | 0 | 0 | 0 | 0 | 0 | 0 | 0 | 100.00% | 0.00% | 0.00% | |
| 食事療養 | 一般診療 | 被保険者 | 0 | 0 | 0 | 0 | 0 | 0 | 0 | 0 | 0 | 0 | 0 | 0 | 0 | 0 | 0 | 0 | 0.00% | 0.00% | 0.00% |
| | | 被扶養者 | 0 | 0 | 0 | 0 | 0 | 0 | 0 | 0 | 0 | 0 | 0 | 0 | 0 | 0 | 0 | 0 | 0.00% | 0.00% | 0.00% |
| | | 小計 | 0 | 0 | 0 | 0 | 0 | 0 | 0 | 0 | 0 | 0 | 0 | 0 | 0 | 0 | 0 | 0 | 0.00% | 0.00% | 0.00% |
| | 歯科 | 被保険者 | 0 | 0 | 0 | 0 | 0 | 0 | 0 | 0 | 0 | 0 | 0 | 0 | 0 | 0 | 0 | 0 | 0.00% | 0.00% | 0.00% |
| | | 被扶養者 | 0 | 0 | 0 | 0 | 0 | 0 | 0 | 0 | 0 | 0 | 0 | 0 | 0 | 0 | 0 | 0 | 0.00% | 0.00% | 0.00% |
| | | 小計 | 0 | 0 | 0 | 0 | 0 | 0 | 0 | 0 | 0 | 0 | 0 | 0 | 0 | 0 | 0 | 0 | 0.00% | 0.00% | 0.00% |
| 訪問看護 | 被保険者 | 0 | 0 | 0 | 0 | 0 | 0 | 0 | 0 | 0 | 0 | 0 | 0 | 0 | 0 | 0 | 0 | 0.00% | 0.00% | 0.00% | |
| | 被扶養者 | 0 | 0 | 0 | 0 | 0 | 0 | 0 | 0 | 0 | 0 | 0 | 0 | 0 | 0 | 0 | 0 | 0.00% | 0.00% | 0.00% | |
| | 小計 | 0 | 0 | 0 | 0 | 0 | 0 | 0 | 0 | 0 | 0 | 0 | 0 | 0 | 0 | 0 | 0 | 0.00% | 0.00% | 0.00% | |
| 総合計 | 被保険者 | 7 | 9 | 5,795 | 0 | 0 | 7 | 9 | 5,795 | 0 | 0 | 0 | 0 | 0 | 0 | 0 | 0 | 100.00% | 0.00% | 0.00% | |
| | 被扶養者 | 6 | 10 | 7,551 | 0 | 0 | 5 | 5 | 3,352 | 1 | 5 | 4,199 | 0 | 0 | 1 | 5 | 4,199 | 83.33% | 55.61% | 55.61% | |
| | 小計 | 13 | 19 | 13,346 | 0 | 0 | 12 | 14 | 9,147 | 1 | 5 | 4,199 | 0 | 0 | 1 | 5 | 4,199 | 92.31% | 31.46% | 31.46% | |

※ 食事療養費・訪問看護は、点数を金額に読み替えて下さい。また、総合計の算出は、訪問看護を点数として行っています。

※ 返戻率は[返戻件数/請求件数]、決定率は[決定点数/請求点数]、確定率は[確定点数/請求点数]となっています。

※ 食事療養費は、再掲です。

(退職者医療)

I-2-(2)-① 月別審査支払状況(医科_入院)

| 区分 審査月 | 請求 | | | 審査 | | 返戻 | | | 決定 | | | 過誤 | | 確定 | | | 返戻率 | 決定率 | 確定率 |
|-----------|----|----|---------|----|----|----|----|---------|----|----|---------|----|--------|-----|----|---------|---------|--------|--------|
| | 件数 | 日数 | 点数 | 増点 | 減点 | 件数 | 日数 | 点数 | 件数 | 日数 | 点数 | 件数 | 点数 | 件数 | 日数 | 点数 | | | |
| 令和2年度 | 10 | 85 | 841,930 | 0 | 0 | 5 | 43 | 609,622 | 5 | 42 | 232,308 | 13 | 76,023 | ▲ 8 | 27 | 156,285 | 50.00% | 27.59% | 18.56% |
| 令和3年度 | 2 | 43 | 218,733 | 0 | 0 | 2 | 43 | 218,733 | 0 | 0 | 0 | 0 | 0 | 0 | 0 | 0 | 100.00% | 0.00% | 0.00% |
| 令和4年度 | 0 | 0 | 0 | 0 | 0 | 0 | 0 | 0 | 0 | 0 | 0 | 0 | 0 | 0 | 0 | 0 | 0.00% | 0.00% | 0.00% |
| 令和4年4月 | 0 | 0 | 0 | 0 | 0 | 0 | 0 | 0 | 0 | 0 | 0 | 0 | 0 | 0 | 0 | 0 | 0.00% | 0.00% | 0.00% |
| 5月 | 0 | 0 | 0 | 0 | 0 | 0 | 0 | 0 | 0 | 0 | 0 | 0 | 0 | 0 | 0 | 0 | 0.00% | 0.00% | 0.00% |
| 6月 | 0 | 0 | 0 | 0 | 0 | 0 | 0 | 0 | 0 | 0 | 0 | 0 | 0 | 0 | 0 | 0 | 0.00% | 0.00% | 0.00% |
| 7月 | 0 | 0 | 0 | 0 | 0 | 0 | 0 | 0 | 0 | 0 | 0 | 0 | 0 | 0 | 0 | 0 | 0.00% | 0.00% | 0.00% |
| 8月 | 0 | 0 | 0 | 0 | 0 | 0 | 0 | 0 | 0 | 0 | 0 | 0 | 0 | 0 | 0 | 0 | 0.00% | 0.00% | 0.00% |
| 9月 | 0 | 0 | 0 | 0 | 0 | 0 | 0 | 0 | 0 | 0 | 0 | 0 | 0 | 0 | 0 | 0 | 0.00% | 0.00% | 0.00% |
| 10月 | 0 | 0 | 0 | 0 | 0 | 0 | 0 | 0 | 0 | 0 | 0 | 0 | 0 | 0 | 0 | 0 | 0.00% | 0.00% | 0.00% |
| 11月 | 0 | 0 | 0 | 0 | 0 | 0 | 0 | 0 | 0 | 0 | 0 | 0 | 0 | 0 | 0 | 0 | 0.00% | 0.00% | 0.00% |
| 12月 | 0 | 0 | 0 | 0 | 0 | 0 | 0 | 0 | 0 | 0 | 0 | 0 | 0 | 0 | 0 | 0 | 0.00% | 0.00% | 0.00% |
| 令和5年1月 | 0 | 0 | 0 | 0 | 0 | 0 | 0 | 0 | 0 | 0 | 0 | 0 | 0 | 0 | 0 | 0 | 0.00% | 0.00% | 0.00% |
| 2月 | 0 | 0 | 0 | 0 | 0 | 0 | 0 | 0 | 0 | 0 | 0 | 0 | 0 | 0 | 0 | 0 | 0.00% | 0.00% | 0.00% |
| 3月 | 0 | 0 | 0 | 0 | 0 | 0 | 0 | 0 | 0 | 0 | 0 | 0 | 0 | 0 | 0 | 0 | 0.00% | 0.00% | 0.00% |

※ 各点数には、食事療養費を含みます。

※ 過誤等により確定の件数や点数がマイナスになる場合、諸率は0%としています。

(退職者医療)

I-2-(2)-② 月別審査支払状況(医科_入院外)

| 区分 審査月 | 請求 | | | 審査 | | 返戻 | | | 決定 | | | 過誤 | | 確定 | | | 返戻率 | 決定率 | 確定率 |
|-----------|-----|-----|---------|----|----|----|----|--------|-----|-----|---------|----|-------|-----|-----|---------|---------|--------|--------|
| | 件数 | 日数 | 点数 | 増点 | 減点 | 件数 | 日数 | 点数 | 件数 | 日数 | 点数 | 件数 | 点数 | 件数 | 日数 | 点数 | | | |
| 令和2年度 | 148 | 240 | 232,082 | 0 | 0 | 19 | 33 | 26,896 | 129 | 207 | 205,186 | 7 | 3,015 | 122 | 204 | 202,171 | 12.84% | 88.41% | 87.11% |
| 令和3年度 | 13 | 19 | 25,416 | 0 | 0 | 9 | 12 | 20,181 | 4 | 7 | 5,235 | 4 | 5,235 | 0 | 0 | 0 | 69.23% | 20.60% | 0.00% |
| 令和4年度 | 8 | 9 | 6,506 | 0 | 0 | 8 | 9 | 6,506 | 0 | 0 | 0 | 0 | 0 | 0 | 0 | 0 | 100.00% | 0.00% | 0.00% |
| 令和4年4月 | 1 | 1 | 1,094 | 0 | 0 | 1 | 1 | 1,094 | 0 | 0 | 0 | 0 | 0 | 0 | 0 | 0 | 100.00% | 0.00% | 0.00% |
| 5月 | 1 | 1 | 626 | 0 | 0 | 1 | 1 | 626 | 0 | 0 | 0 | 0 | 0 | 0 | 0 | 0 | 100.00% | 0.00% | 0.00% |
| 6月 | 1 | 2 | 963 | 0 | 0 | 1 | 2 | 963 | 0 | 0 | 0 | 0 | 0 | 0 | 0 | 0 | 0.00% | 0.00% | 0.00% |
| 7月 | 0 | 0 | 0 | 0 | 0 | 0 | 0 | 0 | 0 | 0 | 0 | 0 | 0 | 0 | 0 | 0 | 0.00% | 0.00% | 0.00% |
| 8月 | 0 | 0 | 0 | 0 | 0 | 0 | 0 | 0 | 0 | 0 | 0 | 0 | 0 | 0 | 0 | 0 | 0.00% | 0.00% | 0.00% |
| 9月 | 0 | 0 | 0 | 0 | 0 | 0 | 0 | 0 | 0 | 0 | 0 | 0 | 0 | 0 | 0 | 0 | 0.00% | 0.00% | 0.00% |
| 10月 | 1 | 1 | 1,050 | 0 | 0 | 1 | 1 | 1,050 | 0 | 0 | 0 | 0 | 0 | 0 | 0 | 0 | 100.00% | 0.00% | 0.00% |
| 11月 | 2 | 2 | 768 | 0 | 0 | 2 | 2 | 768 | 0 | 0 | 0 | 0 | 0 | 0 | 0 | 0 | 100.00% | 0.00% | 0.00% |
| 12月 | 1 | 1 | 908 | 0 | 0 | 1 | 1 | 908 | 0 | 0 | 0 | 0 | 0 | 0 | 0 | 0 | 100.00% | 0.00% | 0.00% |
| 令和5年1月 | 1 | 1 | 1,097 | 0 | 0 | 1 | 1 | 1,097 | 0 | 0 | 0 | 0 | 0 | 0 | 0 | 0 | 100.00% | 0.00% | 0.00% |
| 2月 | 0 | 0 | 0 | 0 | 0 | 0 | 0 | 0 | 0 | 0 | 0 | 0 | 0 | 0 | 0 | 0 | 0.00% | 0.00% | 0.00% |
| 3月 | 0 | 0 | 0 | 0 | 0 | 0 | 0 | 0 | 0 | 0 | 0 | 0 | 0 | 0 | 0 | 0 | 0.00% | 0.00% | 0.00% |

※ 過誤等により確定の件数や点数がマイナスになる場合、諸率は0%としています。

(退職者医療)

I-2-(2)-③ 月別審査支払状況(歯科)

| 区分 審査月 | 請求 | | | 審査 | | 返戻 | | | 決定 | | | 過誤 | | 確定 | | | 返戻率 | 決定率 | 確定率 |
|-----------|----|-----|--------|----|----|----|----|-------|----|----|--------|----|-------|----|----|--------|---------|---------|---------|
| | 件数 | 日数 | 点数 | 増点 | 減点 | 件数 | 日数 | 点数 | 件数 | 日数 | 点数 | 件数 | 点数 | 件数 | 日数 | 点数 | | | |
| 令和2年度 | 44 | 106 | 85,327 | 0 | 0 | 5 | 12 | 9,666 | 39 | 94 | 75,661 | 2 | 4,125 | 37 | 87 | 71,536 | 11.36% | 88.67% | 83.84% |
| 令和3年度 | 4 | 7 | 8,807 | 0 | 0 | 2 | 4 | 5,411 | 2 | 3 | 3,396 | 0 | 0 | 2 | 3 | 3,396 | 50.00% | 38.56% | 38.56% |
| 令和4年度 | 3 | 8 | 5,826 | 0 | 0 | 2 | 3 | 1,627 | 1 | 5 | 4,199 | 0 | 0 | 1 | 5 | 4,199 | 66.67% | 72.07% | 72.07% |
| 令和4年4月 | 1 | 5 | 4,199 | 0 | 0 | 0 | 0 | 0 | 1 | 5 | 4,199 | 0 | 0 | 1 | 5 | 4,199 | 0.00% | 100.00% | 100.00% |
| 5月 | 0 | 0 | 0 | 0 | 0 | 0 | 0 | 0 | 0 | 0 | 0 | 0 | 0 | 0 | 0 | 0 | 0.00% | 0.00% | 0.00% |
| 6月 | 0 | 0 | 0 | 0 | 0 | 0 | 0 | 0 | 0 | 0 | 0 | 0 | 0 | 0 | 0 | 0 | 0.00% | 0.00% | 0.00% |
| 7月 | 1 | 2 | 1,381 | 0 | 0 | 1 | 2 | 1,381 | 0 | 0 | 0 | 0 | 0 | 0 | 0 | 0 | 100.00% | 0.00% | 0.00% |
| 8月 | 0 | 0 | 0 | 0 | 0 | 0 | 0 | 0 | 0 | 0 | 0 | 0 | 0 | 0 | 0 | 0 | 0.00% | 0.00% | 0.00% |
| 9月 | 1 | 1 | 246 | 0 | 0 | 1 | 1 | 246 | 0 | 0 | 0 | 0 | 0 | 0 | 0 | 0 | 100.00% | 0.00% | 0.00% |
| 10月 | 0 | 0 | 0 | 0 | 0 | 0 | 0 | 0 | 0 | 0 | 0 | 0 | 0 | 0 | 0 | 0 | 0.00% | 0.00% | 0.00% |
| 11月 | 0 | 0 | 0 | 0 | 0 | 0 | 0 | 0 | 0 | 0 | 0 | 0 | 0 | 0 | 0 | 0 | 0.00% | 0.00% | 0.00% |
| 12月 | 0 | 0 | 0 | 0 | 0 | 0 | 0 | 0 | 0 | 0 | 0 | 0 | 0 | 0 | 0 | 0 | 0.00% | 0.00% | 0.00% |
| 令和5年1月 | 0 | 0 | 0 | 0 | 0 | 0 | 0 | 0 | 0 | 0 | 0 | 0 | 0 | 0 | 0 | 0 | 0.00% | 0.00% | 0.00% |
| 2月 | 0 | 0 | 0 | 0 | 0 | 0 | 0 | 0 | 0 | 0 | 0 | 0 | 0 | 0 | 0 | 0 | 0.00% | 0.00% | 0.00% |
| 3月 | 0 | 0 | 0 | 0 | 0 | 0 | 0 | 0 | 0 | 0 | 0 | 0 | 0 | 0 | 0 | 0 | 0.00% | 0.00% | 0.00% |

※ 各点数には、食事療養費を含みます。

(退職者医療)

I-2-(2)-④ 月別審査支払状況(調剤)

| 区分 審査月 | 請求 | | | 審査 | | 返戻 | | | 決定 | | | 過誤 | | 確定 | | | 返戻率 | 決定率 | 確定率 |
|-----------|----|----|--------|----|----|----|----|-------|----|----|--------|----|-------|-----|----|--------|---------|--------|--------|
| | 件数 | 日数 | 点数 | 増点 | 減点 | 件数 | 日数 | 点数 | 件数 | 日数 | 点数 | 件数 | 点数 | 件数 | 日数 | 点数 | | | |
| 令和2年度 | 38 | 43 | 90,522 | 0 | 0 | 7 | 7 | 4,133 | 31 | 36 | 86,389 | 35 | 1,714 | ▲ 4 | 36 | 84,675 | 18.42% | 95.43% | 93.54% |
| 令和3年度 | 5 | 7 | 1,430 | 0 | 0 | 2 | 3 | 664 | 3 | 4 | 766 | 3 | 766 | 0 | 0 | 0 | 40.00% | 53.57% | 0.00% |
| 令和4年度 | 2 | 2 | 1,014 | 0 | 0 | 2 | 2 | 1,014 | 0 | 0 | 0 | 0 | 0 | 0 | 0 | 0 | 100.00% | 0.00% | 0.00% |
| 令和4年4月 | 0 | 0 | 0 | 0 | 0 | 0 | 0 | 0 | 0 | 0 | 0 | 0 | 0 | 0 | 0 | 0 | 0.00% | 0.00% | 0.00% |
| 5月 | 0 | 0 | 0 | 0 | 0 | 0 | 0 | 0 | 0 | 0 | 0 | 0 | 0 | 0 | 0 | 0 | 0.00% | 0.00% | 0.00% |
| 6月 | 1 | 1 | 140 | 0 | 0 | 1 | 1 | 140 | 0 | 0 | 0 | 0 | 0 | 0 | 0 | 0 | 100.00% | 0.00% | 0.00% |
| 7月 | 1 | 1 | 874 | 0 | 0 | 1 | 1 | 874 | 0 | 0 | 0 | 0 | 0 | 0 | 0 | 0 | 100.00% | 0.00% | 0.00% |
| 8月 | 0 | 0 | 0 | 0 | 0 | 0 | 0 | 0 | 0 | 0 | 0 | 0 | 0 | 0 | 0 | 0 | 0.00% | 0.00% | 0.00% |
| 9月 | 0 | 0 | 0 | 0 | 0 | 0 | 0 | 0 | 0 | 0 | 0 | 0 | 0 | 0 | 0 | 0 | 0.00% | 0.00% | 0.00% |
| 10月 | 0 | 0 | 0 | 0 | 0 | 0 | 0 | 0 | 0 | 0 | 0 | 0 | 0 | 0 | 0 | 0 | 0.00% | 0.00% | 0.00% |
| 11月 | 0 | 0 | 0 | 0 | 0 | 0 | 0 | 0 | 0 | 0 | 0 | 0 | 0 | 0 | 0 | 0 | 0.00% | 0.00% | 0.00% |
| 12月 | 0 | 0 | 0 | 0 | 0 | 0 | 0 | 0 | 0 | 0 | 0 | 0 | 0 | 0 | 0 | 0 | 0.00% | 0.00% | 0.00% |
| 令和5年1月 | 0 | 0 | 0 | 0 | 0 | 0 | 0 | 0 | 0 | 0 | 0 | 0 | 0 | 0 | 0 | 0 | 0.00% | 0.00% | 0.00% |
| 2月 | 0 | 0 | 0 | 0 | 0 | 0 | 0 | 0 | 0 | 0 | 0 | 0 | 0 | 0 | 0 | 0 | 0.00% | 0.00% | 0.00% |
| 3月 | 0 | 0 | 0 | 0 | 0 | 0 | 0 | 0 | 0 | 0 | 0 | 0 | 0 | 0 | 0 | 0 | 0.00% | 0.00% | 0.00% |

※ 過誤等により確定の件数や点数がマイナスになる場合、諸率は0%としています。

(退職者医療)

I-2-(2)-⑤ 月別審査支払状況(訪問看護)

| 区分 審査月 | 請求 | | | 審査 | | 返戻 | | | 決定 | | | 過誤 | | 確定 | | | 返戻率 | 決定率 | 確定率 |
|-----------|----|----|----|----|----|----|----|----|----|----|----|----|----|----|----|----|-------|-------|-------|
| | 件数 | 日数 | 点数 | 増点 | 減点 | 件数 | 日数 | 点数 | 件数 | 日数 | 点数 | 件数 | 点数 | 件数 | 日数 | 点数 | | | |
| 令和2年度 | 0 | 0 | 0 | 0 | 0 | 0 | 0 | 0 | 0 | 0 | 0 | 0 | 0 | 0 | 0 | 0 | 0.00% | 0.00% | 0.00% |
| 令和3年度 | 0 | 0 | 0 | 0 | 0 | 0 | 0 | 0 | 0 | 0 | 0 | 0 | 0 | 0 | 0 | 0 | 0.00% | 0.00% | 0.00% |
| 令和4年度 | 0 | 0 | 0 | 0 | 0 | 0 | 0 | 0 | 0 | 0 | 0 | 0 | 0 | 0 | 0 | 0 | 0.00% | 0.00% | 0.00% |
| 令和4年4月 | 0 | 0 | 0 | 0 | 0 | 0 | 0 | 0 | 0 | 0 | 0 | 0 | 0 | 0 | 0 | 0 | 0.00% | 0.00% | 0.00% |
| 5月 | 0 | 0 | 0 | 0 | 0 | 0 | 0 | 0 | 0 | 0 | 0 | 0 | 0 | 0 | 0 | 0 | 0.00% | 0.00% | 0.00% |
| 6月 | 0 | 0 | 0 | 0 | 0 | 0 | 0 | 0 | 0 | 0 | 0 | 0 | 0 | 0 | 0 | 0 | 0.00% | 0.00% | 0.00% |
| 7月 | 0 | 0 | 0 | 0 | 0 | 0 | 0 | 0 | 0 | 0 | 0 | 0 | 0 | 0 | 0 | 0 | 0.00% | 0.00% | 0.00% |
| 8月 | 0 | 0 | 0 | 0 | 0 | 0 | 0 | 0 | 0 | 0 | 0 | 0 | 0 | 0 | 0 | 0 | 0.00% | 0.00% | 0.00% |
| 9月 | 0 | 0 | 0 | 0 | 0 | 0 | 0 | 0 | 0 | 0 | 0 | 0 | 0 | 0 | 0 | 0 | 0.00% | 0.00% | 0.00% |
| 10月 | 0 | 0 | 0 | 0 | 0 | 0 | 0 | 0 | 0 | 0 | 0 | 0 | 0 | 0 | 0 | 0 | 0.00% | 0.00% | 0.00% |
| 11月 | 0 | 0 | 0 | 0 | 0 | 0 | 0 | 0 | 0 | 0 | 0 | 0 | 0 | 0 | 0 | 0 | 0.00% | 0.00% | 0.00% |
| 12月 | 0 | 0 | 0 | 0 | 0 | 0 | 0 | 0 | 0 | 0 | 0 | 0 | 0 | 0 | 0 | 0 | 0.00% | 0.00% | 0.00% |
| 令和5年1月 | 0 | 0 | 0 | 0 | 0 | 0 | 0 | 0 | 0 | 0 | 0 | 0 | 0 | 0 | 0 | 0 | 0.00% | 0.00% | 0.00% |
| 2月 | 0 | 0 | 0 | 0 | 0 | 0 | 0 | 0 | 0 | 0 | 0 | 0 | 0 | 0 | 0 | 0 | 0.00% | 0.00% | 0.00% |
| 3月 | 0 | 0 | 0 | 0 | 0 | 0 | 0 | 0 | 0 | 0 | 0 | 0 | 0 | 0 | 0 | 0 | 0.00% | 0.00% | 0.00% |

※ 訪問看護は、点数を金額に読み替えて下さい。

(退職者医療)

I-2-(3) 保険者別医療費諸率

| 区分 保険者名 | 件数 | 日数 | 医療費 | 被保険者数 | 受診率 (件数/被保険者数) | 一件当たり日数 (日数/件数) | 一日当たり医療費 (医療費/日数) | 一件当たり医療費 (医療費/件数) | 一人当たり医療費 (医療費/被保険者数) |
|------------|----|----|--------|-------|-------------------|--------------------|----------------------|----------------------|-------------------------|
| 福井市 | 0 | 0 | 0 | 0 | 0 | 0 | 0 | 0 | 0 |
| 敦賀市 | 0 | 0 | 0 | 0 | 0 | 0 | 0 | 0 | 0 |
| 小浜市 | 0 | 0 | 0 | 0 | 0 | 0 | 0 | 0 | 0 |
| 大野市 | 0 | 0 | 0 | 0 | 0 | 0 | 0 | 0 | 0 |
| 勝山市 | 0 | 0 | 0 | 0 | 0 | 0 | 0 | 0 | 0 |
| 鯖江市 | 1 | 5 | 41,990 | 0 | 0 | 5 | 8,398 | 41,990 | 0 |
| あわら市 | 0 | 0 | 0 | 0 | 0 | 0 | 0 | 0 | 0 |
| 越前市 | 0 | 0 | 0 | 0 | 0 | 0 | 0 | 0 | 0 |
| 坂井市 | 0 | 0 | 0 | 0 | 0 | 0 | 0 | 0 | 0 |
| 池田町 | 0 | 0 | 0 | 0 | 0 | 0 | 0 | 0 | 0 |
| 美浜町 | 0 | 0 | 0 | 0 | 0 | 0 | 0 | 0 | 0 |
| 高浜町 | 0 | 0 | 0 | 0 | 0 | 0 | 0 | 0 | 0 |
| 南越前町 | 0 | 0 | 0 | 0 | 0 | 0 | 0 | 0 | 0 |
| 越前町 | 0 | 0 | 0 | 0 | 0 | 0 | 0 | 0 | 0 |
| 若狭町 | 0 | 0 | 0 | 0 | 0 | 0 | 0 | 0 | 0 |
| 永平寺町 | 0 | 0 | 0 | 0 | 0 | 0 | 0 | 0 | 0 |
| おおい町 | 0 | 0 | 0 | 0 | 0 | 0 | 0 | 0 | 0 |
| 保険者計 | 1 | 5 | 41,990 | 0 | 0 | 5 | 8,398 | 41,990 | 0 |

※ 過誤により件数等がマイナスになる場合、一件当たり日数等は0としています。

(退職者医療)

I-2-(4) 保険者別診療報酬等支払状況

| 区分 保険者名 | 診療費 | | 食事療養費 | | 高額療養費 | | 調剤 | | 訪問看護療養費 | |
|------------|-----|--------|-------|----|-------|----|----|----|---------|----|
| | 件数 | 金額 | 件数 | 金額 | 件数 | 金額 | 件数 | 金額 | 件数 | 金額 |
| 福井市 | 0 | 0 | 0 | 0 | 0 | 0 | 0 | 0 | 0 | 0 |
| 敦賀市 | 0 | 0 | 0 | 0 | 0 | 0 | 0 | 0 | 0 | 0 |
| 小浜市 | 0 | 0 | 0 | 0 | 0 | 0 | 0 | 0 | 0 | 0 |
| 大野市 | 0 | 0 | 0 | 0 | 0 | 0 | 0 | 0 | 0 | 0 |
| 勝山市 | 0 | 0 | 0 | 0 | 0 | 0 | 0 | 0 | 0 | 0 |
| 鯖江市 | 1 | 29,393 | 0 | 0 | 0 | 0 | 0 | 0 | 0 | 0 |
| あわら市 | 0 | 0 | 0 | 0 | 0 | 0 | 0 | 0 | 0 | 0 |
| 越前市 | 0 | 0 | 0 | 0 | 0 | 0 | 0 | 0 | 0 | 0 |
| 坂井市 | 0 | 0 | 0 | 0 | 0 | 0 | 0 | 0 | 0 | 0 |
| 池田町 | 0 | 0 | 0 | 0 | 0 | 0 | 0 | 0 | 0 | 0 |
| 美浜町 | 0 | 0 | 0 | 0 | 0 | 0 | 0 | 0 | 0 | 0 |
| 高浜町 | 0 | 0 | 0 | 0 | 0 | 0 | 0 | 0 | 0 | 0 |
| 南越前町 | 0 | 0 | 0 | 0 | 0 | 0 | 0 | 0 | 0 | 0 |
| 越前町 | 0 | 0 | 0 | 0 | 0 | 0 | 0 | 0 | 0 | 0 |
| 若狭町 | 0 | 0 | 0 | 0 | 0 | 0 | 0 | 0 | 0 | 0 |
| 永平寺町 | 0 | 0 | 0 | 0 | 0 | 0 | 0 | 0 | 0 | 0 |
| おおい町 | 0 | 0 | 0 | 0 | 0 | 0 | 0 | 0 | 0 | 0 |
| 保険者計 | 1 | 29,393 | 0 | 0 | 0 | 0 | 0 | 0 | 0 | 0 |

I 診療報酬審査支払状況

I—3 後期高齢者医療

(後期高齢者医療)

I-3-(1) 診療報酬審査支払状況

| 区分 | 請求 | | | 審査 | | 返戻 | | | 決定 | | | 過誤 | | 確定 | | | 返戻率 | 決定率 | 確定率 | |
|------|-----------|-----------|----------------|---------------|------------|------------|--------|-------------|-------------|-----------|----------------|---------------|-------------|-------------|-----------|----------------|---------------|--------|--------|--------|
| | 件数 | 日数 | 点数 | 増点 | 減点 | 件数 | 日数 | 点数 | 件数 | 日数 | 点数 | 件数 | 点数 | 件数 | 日数 | 点数 | | | | |
| 一般診療 | 入院 | 104,968 | 1,845,532 | 6,510,011,988 | 0 | 14,109,176 | 2,931 | 53,994 | 232,982,974 | 102,037 | 1,791,538 | 6,262,919,838 | 1,467 | 105,890,811 | 100,570 | 1,770,151 | 6,157,029,027 | 2.79% | 96.20% | 94.58% |
| | 入院外 | 1,696,207 | 2,804,485 | 3,274,707,310 | 0 | 6,078,477 | 6,394 | 19,893 | 44,988,602 | 1,689,813 | 2,784,592 | 3,223,640,231 | 3,554 | 13,789,872 | 1,686,259 | 2,778,189 | 3,209,850,359 | 0.38% | 98.44% | 98.02% |
| | 小計 | 1,801,175 | 4,650,017 | 9,784,719,298 | 0 | 20,187,653 | 9,325 | 73,887 | 277,971,576 | 1,791,850 | 4,576,130 | 9,486,560,069 | 5,021 | 119,680,683 | 1,786,829 | 4,548,340 | 9,366,879,386 | 0.52% | 96.95% | 95.73% |
| 歯科 | 210,695 | 383,346 | 317,741,741 | 0 | 119,161 | 1,044 | 2,350 | 2,839,179 | 209,651 | 380,996 | 314,783,401 | 755 | 1,202,401 | 208,896 | 379,908 | 313,581,000 | 0.50% | 99.07% | 98.69% | |
| 計 | 2,011,870 | 5,033,363 | 10,102,461,039 | 0 | 20,306,814 | 10,369 | 76,237 | 280,810,755 | 2,001,501 | 4,957,126 | 9,801,343,470 | 5,776 | 120,883,084 | 1,995,725 | 4,928,248 | 9,680,460,386 | 0.52% | 97.02% | 95.82% | |
| 調剤 | 908,951 | 1,125,342 | 1,431,242,479 | 0 | 34,333 | 1,957 | 2,747 | 5,076,510 | 906,994 | 1,122,595 | 1,426,131,636 | 2,412 | 6,477,344 | 904,582 | 1,119,893 | 1,419,654,292 | 0.22% | 99.64% | 99.19% | |
| 食事療養 | 一般診療 | 98,622 | 4,574,404 | 3,119,130,669 | 0 | 225,868 | 2,748 | 132,566 | 89,561,939 | 95,874 | 4,441,838 | 3,029,342,862 | 1,376 | 42,373,826 | 94,498 | 4,383,728 | 2,986,969,036 | 2.79% | 97.12% | 95.76% |
| | 歯科 | 226 | 3,071 | 2,198,733 | 0 | 0 | 17 | 348 | 227,849 | 209 | 2,723 | 1,970,884 | 2 | 159,787 | 207 | 2,743 | 1,811,097 | 7.52% | 89.64% | 82.37% |
| 訪問看護 | 12,120 | 87,773 | 984,160,765 | 0 | 0 | 601 | 4,704 | 57,058,940 | 11,519 | 83,069 | 927,101,825 | 166 | 12,551,465 | 11,353 | 82,326 | 914,550,360 | 4.96% | 94.20% | 92.93% | |
| 総合計 | 2,932,941 | 6,246,478 | 11,632,119,595 | 0 | 20,341,147 | 12,927 | 83,688 | 291,593,159 | 2,920,014 | 6,162,790 | 11,320,185,289 | 8,354 | 128,615,575 | 2,911,660 | 6,130,467 | 11,191,569,714 | 0.44% | 97.32% | 96.21% | |

※ 食事療養費・訪問看護は、点数を金額に読み替えて下さい。また、総合計の算出は、訪問看護を点数として行っています。

※ 返戻率は [返戻件数/請求件数]、決定率は [決定点数/請求点数]、確定率は [確定点数/請求点数] となっています。

※ 食事療養費は、再掲です。

(後期高齢者医療)

I-3-(2)-① 月別審査支払状況(医科_入院)

| 区分 審査月 | 請求 | | | 審査 | | 返戻 | | | 決定 | | | 過誤 | | 確定 | | | 返戻率 | 決定率 | 確定率 |
|-----------|---------|-----------|---------------|----|------------|-------|--------|-------------|---------|-----------|---------------|-------|-------------|---------|-----------|---------------|-------|--------|--------|
| | 件数 | 日数 | 点数 | 増点 | 減点 | 件数 | 日数 | 点数 | 件数 | 日数 | 点数 | 件数 | 点数 | 件数 | 日数 | 点数 | | | |
| 令和2年度 | 102,833 | 1,847,262 | 6,066,386,320 | 0 | 12,899,674 | 2,119 | 34,531 | 140,580,603 | 100,714 | 1,812,731 | 5,912,906,043 | 1,125 | 77,539,359 | 99,589 | 1,793,659 | 5,835,366,684 | 2.06% | 97.47% | 96.19% |
| 令和3年度 | 104,945 | 1,856,578 | 6,222,079,312 | 0 | 11,581,197 | 2,252 | 36,417 | 154,401,157 | 102,693 | 1,820,161 | 6,056,096,958 | 817 | 62,969,157 | 101,876 | 1,804,553 | 5,993,127,801 | 2.15% | 97.33% | 96.32% |
| 令和4年度 | 104,968 | 1,845,532 | 6,510,011,988 | 0 | 14,109,176 | 2,931 | 53,994 | 232,982,974 | 102,037 | 1,791,538 | 6,262,919,838 | 1,467 | 105,890,811 | 100,570 | 1,770,151 | 6,157,029,027 | 2.79% | 96.20% | 94.58% |
| 令和4年4月 | 8,922 | 156,356 | 546,546,670 | 0 | 1,012,329 | 208 | 3,522 | 13,704,108 | 8,714 | 152,834 | 531,830,233 | 41 | 3,377,078 | 8,673 | 155,498 | 528,453,155 | 2.33% | 97.31% | 96.69% |
| 5月 | 8,558 | 151,385 | 508,026,619 | 0 | 952,595 | 235 | 4,182 | 19,510,110 | 8,323 | 147,203 | 487,563,914 | 38 | 2,117,533 | 8,285 | 147,206 | 485,446,381 | 2.75% | 95.97% | 95.56% |
| 6月 | 8,567 | 154,162 | 522,613,712 | 0 | 756,947 | 259 | 4,344 | 20,502,669 | 8,308 | 149,818 | 501,354,096 | 33 | 2,104,207 | 8,275 | 149,387 | 499,249,889 | 3.02% | 95.93% | 95.53% |
| 7月 | 8,865 | 151,347 | 522,755,961 | 0 | 829,102 | 212 | 4,124 | 16,356,047 | 8,653 | 147,223 | 505,570,812 | 64 | 4,634,529 | 8,589 | 146,040 | 500,936,283 | 2.39% | 96.71% | 95.83% |
| 8月 | 8,434 | 151,172 | 511,039,357 | 0 | 910,616 | 196 | 3,560 | 13,649,107 | 8,238 | 147,612 | 496,479,634 | 67 | 6,713,552 | 8,171 | 145,668 | 489,766,082 | 2.32% | 97.15% | 95.84% |
| 9月 | 7,998 | 143,494 | 486,011,317 | 0 | 886,403 | 255 | 4,527 | 20,506,946 | 7,743 | 138,967 | 464,617,968 | 60 | 4,721,165 | 7,683 | 138,845 | 459,896,803 | 3.19% | 95.60% | 94.63% |
| 10月 | 8,475 | 144,245 | 522,006,756 | 0 | 1,466,146 | 332 | 7,283 | 24,236,789 | 8,143 | 136,962 | 496,303,821 | 57 | 5,434,048 | 8,086 | 138,666 | 490,869,773 | 3.92% | 95.08% | 94.04% |
| 11月 | 9,177 | 164,564 | 582,941,858 | 0 | 2,025,244 | 264 | 4,744 | 20,192,932 | 8,913 | 159,820 | 560,723,682 | 94 | 7,058,580 | 8,819 | 155,483 | 553,665,102 | 2.88% | 96.19% | 94.98% |
| 12月 | 9,111 | 158,067 | 580,448,125 | 0 | 1,282,798 | 247 | 4,600 | 21,124,807 | 8,864 | 153,467 | 558,040,520 | 162 | 9,915,586 | 8,702 | 149,592 | 548,124,934 | 2.71% | 96.14% | 94.43% |
| 令和5年1月 | 8,658 | 151,657 | 560,151,670 | 0 | 1,084,799 | 293 | 5,296 | 26,891,251 | 8,365 | 146,361 | 532,175,620 | 591 | 41,458,132 | 7,774 | 140,065 | 490,717,488 | 3.38% | 95.01% | 87.60% |
| 2月 | 9,109 | 164,289 | 599,559,972 | 0 | 1,337,329 | 236 | 4,205 | 19,993,705 | 8,873 | 160,084 | 578,228,938 | 111 | 7,898,604 | 8,762 | 156,509 | 570,330,334 | 2.59% | 96.44% | 95.12% |
| 3月 | 9,094 | 154,794 | 567,909,971 | 0 | 1,564,868 | 194 | 3,607 | 16,314,503 | 8,900 | 151,187 | 550,030,600 | 149 | 10,457,797 | 8,751 | 147,192 | 539,572,803 | 2.13% | 96.85% | 95.01% |

※ 各点数には、食事療養費を含みます。

(後期高齢者医療)

I-3-(2)-② 月別審査支払状況(医科_入院外)

| 区分 審査月 | 請求 | | | 審査 | | 返戻 | | | 決定 | | | 過誤 | | 確定 | | | 返戻率 | 決定率 | 確定率 |
|-----------|-----------|-----------|---------------|----|-----------|-------|--------|------------|-----------|-----------|---------------|-------|------------|-----------|-----------|---------------|-------|--------|--------|
| | 件数 | 日数 | 点数 | 増点 | 減点 | 件数 | 日数 | 点数 | 件数 | 日数 | 点数 | 件数 | 点数 | 件数 | 日数 | 点数 | | | |
| 令和2年度 | 1,642,907 | 2,788,198 | 3,121,308,672 | 0 | 4,804,125 | 4,433 | 12,583 | 26,162,487 | 1,638,474 | 2,775,615 | 3,090,342,060 | 2,183 | 10,512,979 | 1,636,291 | 2,770,660 | 3,079,829,081 | 0.27% | 99.01% | 98.67% |
| 令和3年度 | 1,654,569 | 2,789,067 | 3,205,853,085 | 0 | 5,468,398 | 4,502 | 13,934 | 33,070,092 | 1,650,067 | 2,775,133 | 3,167,314,595 | 2,142 | 9,684,107 | 1,647,925 | 2,770,221 | 3,157,630,488 | 0.27% | 98.80% | 98.50% |
| 令和4年度 | 1,696,207 | 2,804,485 | 3,274,707,310 | 0 | 6,078,477 | 6,394 | 19,893 | 44,988,602 | 1,689,813 | 2,784,592 | 3,223,640,231 | 3,554 | 13,789,872 | 1,686,259 | 2,778,189 | 3,209,850,359 | 0.38% | 98.44% | 98.02% |
| 令和4年4月 | 143,930 | 239,514 | 281,836,897 | 0 | 443,926 | 440 | 1,194 | 2,582,425 | 143,490 | 238,320 | 278,810,546 | 116 | 240,523 | 143,374 | 239,326 | 278,570,023 | 0.31% | 98.93% | 98.84% |
| 5月 | 140,886 | 236,476 | 272,457,024 | 0 | 483,106 | 497 | 1,555 | 3,433,084 | 140,389 | 234,921 | 268,540,834 | 98 | 311,767 | 140,291 | 235,103 | 268,229,067 | 0.35% | 98.56% | 98.45% |
| 6月 | 137,819 | 227,370 | 262,909,671 | 0 | 480,626 | 499 | 1,775 | 3,662,329 | 137,320 | 225,595 | 258,766,716 | 136 | 602,642 | 137,184 | 225,531 | 258,164,074 | 0.36% | 98.42% | 98.19% |
| 7月 | 145,096 | 244,808 | 279,445,577 | 0 | 435,167 | 574 | 1,685 | 3,350,123 | 144,522 | 243,123 | 275,660,287 | 147 | 682,692 | 144,375 | 242,711 | 274,977,595 | 0.40% | 98.65% | 98.40% |
| 8月 | 142,161 | 239,264 | 270,505,055 | 0 | 526,143 | 611 | 1,930 | 3,994,661 | 141,550 | 237,334 | 265,984,251 | 178 | 534,728 | 141,372 | 237,230 | 265,449,523 | 0.43% | 98.33% | 98.13% |
| 9月 | 144,466 | 244,628 | 283,158,287 | 0 | 580,903 | 575 | 1,730 | 4,736,331 | 143,891 | 242,898 | 277,841,053 | 174 | 1,094,278 | 143,717 | 242,183 | 276,746,775 | 0.40% | 98.12% | 97.74% |
| 10月 | 146,413 | 243,811 | 278,889,605 | 0 | 522,666 | 601 | 1,682 | 3,713,438 | 145,812 | 242,129 | 274,653,501 | 413 | 1,688,625 | 145,399 | 241,153 | 272,964,876 | 0.41% | 98.48% | 97.88% |
| 11月 | 142,219 | 238,532 | 275,167,637 | 0 | 624,892 | 582 | 1,909 | 4,012,711 | 141,637 | 236,623 | 270,530,034 | 324 | 1,001,250 | 141,313 | 236,238 | 269,528,784 | 0.41% | 98.31% | 97.95% |
| 12月 | 143,830 | 237,881 | 278,818,871 | 0 | 557,140 | 591 | 1,941 | 4,704,621 | 143,239 | 235,940 | 273,557,110 | 656 | 1,845,204 | 142,583 | 234,832 | 271,711,906 | 0.41% | 98.11% | 97.45% |
| 令和5年1月 | 145,340 | 234,684 | 279,592,819 | 0 | 431,021 | 561 | 1,803 | 4,453,931 | 144,779 | 232,881 | 274,707,867 | 566 | 3,745,505 | 144,213 | 230,976 | 270,962,362 | 0.39% | 98.25% | 96.91% |
| 2月 | 130,576 | 205,570 | 255,394,345 | 0 | 450,952 | 443 | 1,433 | 3,579,699 | 130,133 | 204,137 | 251,363,694 | 420 | 973,791 | 129,713 | 203,008 | 250,389,903 | 0.34% | 98.42% | 98.04% |
| 3月 | 133,471 | 211,947 | 256,531,522 | 0 | 541,935 | 420 | 1,256 | 2,765,249 | 133,051 | 210,691 | 253,224,338 | 326 | 1,068,867 | 132,725 | 209,898 | 252,155,471 | 0.31% | 98.71% | 98.29% |

(後期高齢者医療)

I-3-(2)-③ 月別審査支払状況(歯科)

| 区分 審査月 | 請求 | | | 審査 | | 返戻 | | | 決定 | | | 過誤 | | 確定 | | | 返戻率 | 決定率 | 確定率 |
|-----------|---------|---------|-------------|----|---------|-------|-------|-----------|---------|---------|-------------|-----|-----------|---------|---------|-------------|-------|--------|--------|
| | 件数 | 日数 | 点数 | 増点 | 減点 | 件数 | 日数 | 点数 | 件数 | 日数 | 点数 | 件数 | 点数 | 件数 | 日数 | 点数 | | | |
| 令和2年度 | 187,205 | 359,397 | 288,602,412 | 0 | 137,306 | 718 | 1,532 | 1,577,545 | 186,487 | 357,865 | 286,887,561 | 466 | 844,057 | 186,021 | 356,991 | 286,043,504 | 0.38% | 99.41% | 99.11% |
| 令和3年度 | 196,922 | 370,159 | 300,310,460 | 0 | 85,295 | 616 | 1,403 | 1,587,952 | 196,306 | 368,756 | 298,637,213 | 530 | 1,081,165 | 195,776 | 367,777 | 297,556,048 | 0.31% | 99.44% | 99.08% |
| 令和4年度 | 210,695 | 383,346 | 317,741,741 | 0 | 119,161 | 1,044 | 2,350 | 2,839,179 | 209,651 | 380,996 | 314,783,401 | 755 | 1,202,401 | 208,896 | 379,908 | 313,581,000 | 0.50% | 99.07% | 98.69% |
| 令和4年4月 | 17,580 | 32,772 | 26,444,774 | 0 | 7,507 | 59 | 123 | 126,245 | 17,521 | 32,649 | 26,311,022 | 30 | 62,029 | 17,491 | 32,704 | 26,248,993 | 0.34% | 99.49% | 99.26% |
| 5月 | 17,805 | 33,441 | 27,905,298 | 0 | 10,833 | 64 | 130 | 164,919 | 17,741 | 33,311 | 27,729,546 | 23 | 42,853 | 17,718 | 33,285 | 27,686,693 | 0.36% | 99.37% | 99.22% |
| 6月 | 17,573 | 31,952 | 26,412,527 | 0 | 7,954 | 70 | 151 | 149,174 | 17,503 | 31,801 | 26,255,399 | 22 | 23,984 | 17,481 | 31,788 | 26,231,415 | 0.40% | 99.41% | 99.31% |
| 7月 | 18,633 | 34,938 | 28,635,693 | 0 | 8,363 | 63 | 130 | 101,192 | 18,570 | 34,808 | 28,526,138 | 31 | 83,409 | 18,539 | 34,726 | 28,442,729 | 0.34% | 99.62% | 99.33% |
| 8月 | 17,619 | 32,308 | 26,563,777 | 0 | 7,291 | 46 | 106 | 100,396 | 17,573 | 32,202 | 26,456,090 | 33 | 100,137 | 17,540 | 32,108 | 26,355,953 | 0.26% | 99.59% | 99.22% |
| 9月 | 16,645 | 29,905 | 25,027,126 | 0 | 13,324 | 92 | 215 | 301,620 | 16,553 | 29,690 | 24,712,182 | 27 | 41,331 | 16,526 | 29,744 | 24,670,851 | 0.55% | 98.74% | 98.58% |
| 10月 | 17,899 | 32,039 | 26,763,569 | 0 | 12,999 | 122 | 315 | 431,259 | 17,777 | 31,724 | 26,319,311 | 60 | 93,919 | 17,717 | 31,712 | 26,225,392 | 0.68% | 98.34% | 97.99% |
| 11月 | 18,373 | 33,666 | 27,929,665 | 0 | 9,296 | 116 | 275 | 304,266 | 18,257 | 33,391 | 27,616,103 | 63 | 78,879 | 18,194 | 33,253 | 27,537,224 | 0.63% | 98.88% | 98.59% |
| 12月 | 18,703 | 34,279 | 28,508,301 | 0 | 14,830 | 123 | 253 | 289,307 | 18,580 | 34,026 | 28,204,164 | 144 | 207,635 | 18,436 | 33,758 | 27,996,529 | 0.66% | 98.93% | 98.20% |
| 令和5年1月 | 17,740 | 31,376 | 26,683,170 | 0 | 7,410 | 103 | 213 | 184,322 | 17,637 | 31,163 | 26,491,438 | 130 | 179,759 | 17,507 | 30,905 | 26,311,679 | 0.58% | 99.28% | 98.61% |
| 2月 | 15,615 | 27,523 | 22,247,014 | 0 | 6,323 | 104 | 237 | 311,012 | 15,511 | 27,286 | 21,929,679 | 109 | 190,916 | 15,402 | 27,140 | 21,738,763 | 0.67% | 98.57% | 97.72% |
| 3月 | 16,510 | 29,147 | 24,620,827 | 0 | 13,031 | 82 | 202 | 375,467 | 16,428 | 28,945 | 24,232,329 | 83 | 97,550 | 16,345 | 28,785 | 24,134,779 | 0.50% | 98.42% | 98.03% |

※ 各点数には、食事療養費を含みます。

(後期高齢者医療)

I-3-(2)-④ 月別審査支払状況(調剤)

| 区分 審査月 | 請求 | | | 審査 | | 返戻 | | | 決定 | | | 過誤 | | 確定 | | | 返戻率 | 決定率 | 確定率 |
|-----------|---------|-----------|---------------|----|--------|-------|-------|-----------|---------|-----------|---------------|-------|-----------|---------|-----------|---------------|-------|--------|--------|
| | 件数 | 日数 | 点数 | 増点 | 減点 | 件数 | 日数 | 点数 | 件数 | 日数 | 点数 | 件数 | 点数 | 件数 | 日数 | 点数 | | | |
| 令和2年度 | 852,853 | 1,075,064 | 1,416,996,684 | 0 | 25,020 | 1,097 | 1,563 | 3,145,824 | 851,756 | 1,073,501 | 1,413,825,840 | 983 | 3,164,886 | 850,773 | 1,072,223 | 1,410,660,954 | 0.13% | 99.78% | 99.55% |
| 令和3年度 | 870,670 | 1,092,137 | 1,410,493,578 | 0 | 29,036 | 881 | 1,294 | 2,906,442 | 869,789 | 1,090,843 | 1,407,558,100 | 1,078 | 3,141,482 | 868,711 | 1,089,529 | 1,404,416,618 | 0.10% | 99.79% | 99.57% |
| 令和4年度 | 908,951 | 1,125,342 | 1,431,242,479 | 0 | 34,333 | 1,957 | 2,747 | 5,076,510 | 906,994 | 1,122,595 | 1,426,131,636 | 2,412 | 6,477,344 | 904,582 | 1,119,893 | 1,419,654,292 | 0.22% | 99.64% | 99.19% |
| 令和4年4月 | 77,069 | 97,294 | 131,169,316 | 0 | 6,749 | 189 | 265 | 360,644 | 76,880 | 97,029 | 130,801,923 | 67 | 335,436 | 76,813 | 97,219 | 130,466,487 | 0.25% | 99.72% | 99.46% |
| 5月 | 74,589 | 93,498 | 114,375,208 | 0 | 4,637 | 244 | 303 | 520,716 | 74,345 | 93,195 | 113,849,855 | 68 | 158,302 | 74,277 | 93,147 | 113,691,553 | 0.33% | 99.54% | 99.40% |
| 6月 | 73,419 | 90,260 | 110,918,702 | 0 | 3,281 | 110 | 151 | 221,524 | 73,309 | 90,109 | 110,693,897 | 80 | 348,576 | 73,229 | 89,854 | 110,345,321 | 0.15% | 99.80% | 99.48% |
| 7月 | 76,598 | 95,071 | 116,447,459 | 0 | 3,118 | 112 | 150 | 238,833 | 76,486 | 94,921 | 116,205,508 | 72 | 117,879 | 76,414 | 94,812 | 116,087,629 | 0.15% | 99.79% | 99.69% |
| 8月 | 76,193 | 94,387 | 114,927,092 | 0 | 2,008 | 187 | 287 | 372,810 | 76,006 | 94,100 | 114,552,274 | 89 | 124,985 | 75,917 | 94,123 | 114,427,289 | 0.25% | 99.67% | 99.57% |
| 9月 | 77,660 | 97,996 | 122,038,301 | 0 | 4,617 | 153 | 235 | 333,201 | 77,507 | 97,761 | 121,700,483 | 301 | 607,348 | 77,206 | 97,344 | 121,093,135 | 0.20% | 99.72% | 99.23% |
| 10月 | 78,196 | 97,580 | 122,262,691 | 0 | 1,559 | 160 | 218 | 253,148 | 78,036 | 97,362 | 122,007,984 | 254 | 525,764 | 77,782 | 97,051 | 121,482,220 | 0.20% | 99.79% | 99.36% |
| 11月 | 75,581 | 93,663 | 116,902,292 | 0 | 1,833 | 222 | 299 | 784,111 | 75,359 | 93,364 | 116,116,348 | 191 | 389,180 | 75,168 | 93,214 | 115,727,168 | 0.29% | 99.33% | 98.99% |
| 12月 | 76,957 | 94,981 | 120,771,364 | 0 | 1,668 | 220 | 330 | 618,947 | 76,737 | 94,651 | 120,150,749 | 418 | 994,757 | 76,319 | 94,214 | 119,155,992 | 0.29% | 99.49% | 98.66% |
| 令和5年1月 | 79,297 | 98,252 | 136,446,879 | 0 | 1,768 | 111 | 149 | 752,419 | 79,186 | 98,103 | 135,692,692 | 329 | 846,483 | 78,857 | 97,524 | 134,846,209 | 0.14% | 99.45% | 98.83% |
| 2月 | 71,302 | 85,746 | 114,358,003 | 0 | 1,121 | 126 | 177 | 314,144 | 71,176 | 85,569 | 114,042,738 | 311 | 812,466 | 70,865 | 85,227 | 113,230,272 | 0.18% | 99.72% | 99.01% |
| 3月 | 72,090 | 86,614 | 110,625,172 | 0 | 1,974 | 123 | 183 | 306,013 | 71,967 | 86,431 | 110,317,185 | 232 | 1,216,168 | 71,735 | 86,164 | 109,101,017 | 0.17% | 99.72% | 98.62% |

(後期高齢者医療)

I-3-(2)-⑤ 月別審査支払状況(訪問看護)

| 区分 審査月 | 請求 | | | 審査 | | 返戻 | | | 決定 | | | 過誤 | | 確定 | | | 返戻率 | 決定率 | 確定率 |
|-----------|--------|--------|-------------|----|----|-----|-------|------------|--------|--------|-------------|-----|------------|--------|--------|-------------|-------|--------|--------|
| | 件数 | 日数 | 点数 | 増点 | 減点 | 件数 | 日数 | 点数 | 件数 | 日数 | 点数 | 件数 | 点数 | 件数 | 日数 | 点数 | | | |
| 令和2年度 | 10,706 | 80,008 | 899,600,270 | 0 | 0 | 316 | 2,705 | 30,677,160 | 10,390 | 77,303 | 868,923,110 | 73 | 6,900,660 | 10,317 | 76,706 | 862,022,450 | 2.95% | 96.59% | 95.82% |
| 令和3年度 | 11,572 | 85,517 | 961,309,230 | 0 | 0 | 357 | 2,879 | 33,697,080 | 11,215 | 82,638 | 927,612,150 | 106 | 8,290,860 | 11,109 | 81,859 | 919,321,290 | 3.09% | 96.49% | 95.63% |
| 令和4年度 | 12,120 | 87,773 | 984,160,765 | 0 | 0 | 601 | 4,704 | 57,058,940 | 11,519 | 83,069 | 927,101,825 | 166 | 12,551,465 | 11,353 | 82,326 | 914,550,360 | 4.96% | 94.20% | 92.93% |
| 令和4年4月 | 969 | 6,903 | 80,673,740 | 0 | 0 | 50 | 371 | 4,408,060 | 919 | 6,532 | 76,265,680 | 13 | 805,880 | 906 | 6,836 | 75,459,800 | 5.16% | 94.54% | 93.54% |
| 5月 | 941 | 7,248 | 79,885,170 | 0 | 0 | 33 | 204 | 2,548,170 | 908 | 7,044 | 77,337,000 | 25 | 2,034,350 | 883 | 6,676 | 75,302,650 | 3.51% | 96.81% | 94.26% |
| 6月 | 967 | 6,834 | 76,409,745 | 0 | 0 | 28 | 217 | 2,782,590 | 939 | 6,617 | 73,627,155 | 11 | 1,028,340 | 928 | 6,525 | 72,598,815 | 2.90% | 96.36% | 95.01% |
| 7月 | 993 | 7,293 | 81,397,660 | 0 | 0 | 29 | 222 | 2,768,330 | 964 | 7,071 | 78,629,330 | 24 | 2,250,760 | 940 | 6,884 | 76,378,570 | 2.92% | 96.60% | 93.83% |
| 8月 | 993 | 7,043 | 79,932,080 | 0 | 0 | 46 | 362 | 4,687,380 | 947 | 6,681 | 75,244,700 | 13 | 886,420 | 934 | 6,749 | 74,358,280 | 4.63% | 94.14% | 93.03% |
| 9月 | 1,017 | 7,455 | 83,626,025 | 0 | 0 | 51 | 390 | 5,043,960 | 966 | 7,065 | 78,582,065 | 15 | 986,250 | 951 | 6,998 | 77,595,815 | 5.01% | 93.97% | 92.79% |
| 10月 | 1,071 | 7,293 | 88,401,390 | 0 | 0 | 105 | 903 | 10,905,520 | 966 | 6,390 | 77,495,870 | 15 | 1,210,550 | 951 | 6,796 | 76,285,320 | 9.80% | 87.66% | 86.29% |
| 11月 | 1,000 | 7,630 | 81,292,080 | 0 | 0 | 68 | 522 | 6,234,010 | 932 | 7,108 | 75,058,070 | 8 | 756,460 | 924 | 6,669 | 74,301,610 | 6.80% | 92.33% | 91.40% |
| 12月 | 1,069 | 7,996 | 89,020,805 | 0 | 0 | 57 | 391 | 4,876,260 | 1,012 | 7,605 | 84,144,545 | 19 | 1,260,710 | 993 | 7,358 | 82,883,835 | 5.33% | 94.52% | 93.11% |
| 令和5年1月 | 1,000 | 7,348 | 81,123,845 | 0 | 0 | 54 | 383 | 4,215,080 | 946 | 6,965 | 76,908,765 | 12 | 702,595 | 934 | 6,895 | 76,206,170 | 5.40% | 94.80% | 93.94% |
| 2月 | 1,063 | 7,517 | 82,479,620 | 0 | 0 | 40 | 356 | 4,225,920 | 1,023 | 7,161 | 78,253,700 | 9 | 471,220 | 1,014 | 7,098 | 77,782,480 | 3.76% | 94.88% | 94.31% |
| 3月 | 1,037 | 7,213 | 79,918,605 | 0 | 0 | 40 | 383 | 4,363,660 | 997 | 6,830 | 75,554,945 | 2 | 157,930 | 995 | 6,842 | 75,397,015 | 3.86% | 94.54% | 94.34% |

※ 訪問看護は、点数を金額に読み替えて下さい。

(後期高齢者)

I-3-(3) 市町別医療費諸率

| 区分 保険者名 | 件数 | 日数 | 医療費 | 被保険者数 | 受診率 (件数/被保険者数) | 一件当たり日数 (日数/件数) | 一日当たり医療費 (医療費/日数) | 一件当たり医療費 (医療費/件数) | 一人当たり医療費 (医療費/被保険者数) |
|------------|-----------|-----------|-----------------|---------|-------------------|--------------------|----------------------|----------------------|-------------------------|
| 福井市 | 723,700 | 1,773,477 | 39,222,251,695 | 40,689 | 1,778.61 | 2.45 | 22,116 | 54,197 | 963,952 |
| 敦賀市 | 159,699 | 370,459 | 8,169,351,444 | 9,468 | 1,686.72 | 2.32 | 22,052 | 51,155 | 862,838 |
| 小浜市 | 71,387 | 177,886 | 4,080,657,733 | 4,879 | 1,463.15 | 2.49 | 22,940 | 57,162 | 836,372 |
| 大野市 | 99,190 | 263,836 | 5,603,969,530 | 6,092 | 1,628.20 | 2.66 | 21,240 | 56,497 | 919,890 |
| 勝山市 | 64,592 | 178,808 | 3,832,871,261 | 4,339 | 1,488.64 | 2.77 | 21,436 | 59,340 | 883,354 |
| 鯖江市 | 149,163 | 394,748 | 9,069,487,419 | 9,887 | 1,508.68 | 2.65 | 22,975 | 60,803 | 917,314 |
| あわら市 | 76,014 | 219,890 | 4,637,809,560 | 4,795 | 1,585.28 | 2.89 | 21,091 | 61,013 | 967,218 |
| 越前市 | 192,611 | 455,250 | 10,351,719,265 | 12,492 | 1,541.87 | 2.36 | 22,739 | 53,744 | 828,668 |
| 坂井市 | 220,260 | 556,792 | 12,562,696,286 | 13,652 | 1,613.39 | 2.53 | 22,563 | 57,036 | 920,209 |
| 池田町 | 9,367 | 21,318 | 525,765,759 | 649 | 1,443.30 | 2.28 | 24,663 | 56,130 | 810,117 |
| 美浜町 | 30,837 | 73,165 | 1,554,173,003 | 1,800 | 1,713.17 | 2.37 | 21,242 | 50,400 | 863,429 |
| 高浜町 | 23,575 | 60,615 | 1,441,740,500 | 1,724 | 1,367.46 | 2.57 | 23,785 | 61,155 | 836,276 |
| 南越前町 | 30,351 | 71,263 | 1,645,059,218 | 1,993 | 1,522.88 | 2.35 | 23,084 | 54,201 | 825,419 |
| 越前町 | 53,444 | 130,990 | 3,229,681,685 | 3,747 | 1,426.31 | 2.45 | 24,656 | 60,431 | 861,938 |
| 若狭町 | 41,851 | 104,112 | 2,230,607,000 | 2,707 | 1,546.03 | 2.49 | 21,425 | 53,299 | 824,014 |
| 永平寺町 | 52,559 | 133,306 | 3,197,851,850 | 3,107 | 1,691.63 | 2.54 | 23,989 | 60,843 | 1,029,241 |
| おおい町 | 19,474 | 50,191 | 1,216,277,230 | 1,385 | 1,406.06 | 2.58 | 24,233 | 62,456 | 878,179 |
| 市町計 | 2,018,074 | 5,036,106 | 112,571,970,438 | 123,405 | 1,635.33 | 2.50 | 22,353 | 55,782 | 912,216 |

※ 保険者である広域連合を構成する市町ごとに各数値を算出しています。

(後期高齢者)

I-3-(4) 市町別診療報酬等支払状況

| 区分 保険者名 | 診療費 | | 食事療養費 | | 高額療養費 | | 調剤 | | 訪問看護療養費 | |
|------------|-----------|----------------|--------|---------------|---------|---------------|---------|----------------|---------|-------------|
| | 件数 | 金額 | 件数 | 金額 | 件数 | 金額 | 件数 | 金額 | 件数 | 金額 |
| 福井市 | 719,010 | 29,382,258,958 | 31,580 | 401,632,105 | 38,258 | 1,410,894,379 | 289,327 | 3,922,794,291 | 4,690 | 324,232,173 |
| 敦賀市 | 158,852 | 5,785,337,010 | 6,522 | 95,916,604 | 7,714 | 265,990,456 | 81,891 | 1,122,208,711 | 847 | 95,867,191 |
| 小浜市 | 70,845 | 2,885,801,421 | 3,704 | 61,651,993 | 4,032 | 140,529,497 | 38,270 | 555,429,518 | 542 | 50,561,345 |
| 大野市 | 98,542 | 4,193,226,721 | 4,856 | 58,327,725 | 5,020 | 190,381,137 | 35,686 | 588,975,504 | 648 | 52,606,540 |
| 勝山市 | 64,245 | 2,870,003,063 | 3,298 | 42,525,421 | 3,498 | 104,357,387 | 24,841 | 417,106,228 | 347 | 19,925,119 |
| 鯖江市 | 148,482 | 6,815,559,395 | 8,382 | 105,779,734 | 8,698 | 308,476,415 | 70,136 | 927,862,389 | 681 | 37,011,828 |
| あわら市 | 75,639 | 3,581,797,905 | 4,286 | 60,191,790 | 4,218 | 152,015,680 | 26,600 | 381,060,345 | 375 | 21,482,889 |
| 越前市 | 191,655 | 7,540,482,649 | 9,095 | 115,684,385 | 8,868 | 323,977,559 | 99,181 | 1,283,027,756 | 956 | 69,780,902 |
| 坂井市 | 219,222 | 9,276,430,630 | 10,206 | 121,316,776 | 11,254 | 415,889,208 | 111,833 | 1,523,939,670 | 1,038 | 63,707,553 |
| 池田町 | 9,352 | 425,014,646 | 398 | 5,303,369 | 429 | 21,939,410 | 1,832 | 26,356,665 | 15 | 323,775 |
| 美浜町 | 30,749 | 1,119,869,995 | 1,306 | 19,212,193 | 1,239 | 46,544,521 | 14,215 | 207,073,264 | 88 | 9,773,675 |
| 高浜町 | 23,379 | 1,029,674,562 | 1,440 | 22,573,130 | 1,456 | 47,059,563 | 13,392 | 192,811,279 | 196 | 13,673,568 |
| 南越前町 | 30,254 | 1,217,108,982 | 1,428 | 19,282,148 | 1,411 | 46,004,259 | 15,072 | 197,650,989 | 97 | 4,978,727 |
| 越前町 | 53,261 | 2,341,692,399 | 2,716 | 32,525,325 | 2,926 | 103,930,035 | 33,850 | 439,659,114 | 183 | 7,489,355 |
| 若狭町 | 41,571 | 1,571,455,521 | 2,177 | 31,305,360 | 1,809 | 57,633,020 | 22,268 | 311,066,862 | 280 | 29,912,753 |
| 永平寺町 | 52,180 | 2,390,009,769 | 2,702 | 34,851,240 | 3,062 | 113,690,461 | 20,447 | 338,033,533 | 379 | 25,673,097 |
| おおい町 | 19,418 | 872,365,363 | 1,155 | 16,313,180 | 1,036 | 39,601,893 | 12,049 | 169,918,362 | 56 | 6,671,517 |
| 保険者計 | 2,006,656 | 83,298,088,989 | 95,251 | 1,244,392,478 | 104,928 | 3,788,914,880 | 910,890 | 12,604,974,480 | 11,418 | 833,672,007 |

※ 保険者である広域連合を構成する市町ごとに各数値を算出しています。

I 診療報酬審査支払状況

I-4 国保一般 + 退職者医療 + 後期高齢者医療

(国保一般+退職者医療+後期高齢者医療)

I-4-(1) 診療報酬審査支払状況

| 区分 | 請求 | | | 審査 | | 返戻 | | | 決定 | | | 過誤 | | 確定 | | | 返戻率 | 決定率 | 確定率 | |
|------|-----------|------------|----------------|----------------|------------|------------|---------|-------------|-------------|------------|----------------|----------------|-------------|-------------|------------|----------------|----------------|--------|--------|--------|
| | 件数 | 日数 | 点数 | 増点 | 減点 | 件数 | 日数 | 点数 | 件数 | 日数 | 点数 | 件数 | 点数 | 件数 | 日数 | 点数 | | | | |
| 一般診療 | 入院 | 149,080 | 2,560,105 | 9,327,743,162 | 0 | 20,519,767 | 4,334 | 78,250 | 349,533,225 | 144,746 | 2,481,855 | 8,957,690,170 | 2,585 | 185,679,238 | 142,161 | 2,446,103 | 8,772,010,932 | 2.91% | 96.03% | 94.04% |
| | 入院外 | 3,015,655 | 4,744,611 | 5,639,067,771 | 0 | 9,906,553 | 12,055 | 33,518 | 77,434,759 | 3,003,600 | 4,711,093 | 5,551,726,459 | 9,874 | 35,111,057 | 2,993,726 | 4,694,555 | 5,516,615,402 | 0.40% | 98.45% | 97.83% |
| | 小計 | 3,164,735 | 7,304,716 | 14,966,810,933 | 0 | 30,426,320 | 16,389 | 111,768 | 426,967,984 | 3,148,346 | 7,192,948 | 14,509,416,629 | 12,459 | 220,790,295 | 3,135,887 | 7,140,658 | 14,288,626,334 | 0.52% | 96.94% | 95.47% |
| 歯科 | 472,288 | 825,312 | 672,672,510 | 0 | 205,192 | 2,028 | 4,405 | 5,473,630 | 470,260 | 820,907 | 666,993,688 | 1,982 | 3,081,745 | 468,278 | 817,882 | 663,911,943 | 0.43% | 99.16% | 98.70% | |
| 計 | 3,637,023 | 8,130,028 | 15,639,483,443 | 0 | 30,631,512 | 18,417 | 116,173 | 432,441,614 | 3,618,606 | 8,013,855 | 15,176,410,317 | 14,441 | 223,872,040 | 3,604,165 | 7,958,540 | 14,952,538,277 | 0.51% | 97.04% | 95.61% | |
| 調剤 | 1,587,287 | 1,923,824 | 2,399,375,641 | 0 | 465,677 | 3,672 | 4,940 | 8,738,673 | 1,583,615 | 1,918,884 | 2,390,171,291 | 7,013 | 14,187,984 | 1,576,602 | 1,910,727 | 2,375,983,307 | 0.23% | 99.62% | 99.03% | |
| 食事療養 | 一般診療 | 140,678 | 6,471,806 | 4,365,521,209 | 0 | 322,768 | 4,063 | 195,732 | 131,696,117 | 136,615 | 6,276,074 | 4,233,502,324 | 2,340 | 69,020,404 | 134,275 | 6,180,196 | 4,164,481,920 | 2.89% | 96.98% | 95.39% |
| | 歯科 | 504 | 5,390 | 3,714,093 | 0 | 0 | 36 | 522 | 345,083 | 468 | 4,868 | 3,369,010 | 7 | 197,751 | 461 | 4,835 | 3,171,259 | 7.14% | 90.71% | 85.38% |
| 訪問看護 | 27,293 | 171,663 | 1,904,335,995 | 0 | 0 | 957 | 7,162 | 85,468,060 | 26,336 | 164,501 | 1,818,867,935 | 380 | 24,015,845 | 25,956 | 162,740 | 1,794,852,090 | 3.51% | 95.51% | 94.25% | |
| 総合計 | 5,251,603 | 10,225,515 | 18,229,292,684 | 0 | 31,097,189 | 23,046 | 128,275 | 449,727,093 | 5,228,557 | 10,097,240 | 17,748,468,402 | 21,834 | 240,461,609 | 5,206,723 | 10,032,007 | 17,508,006,793 | 0.44% | 97.36% | 96.04% | |

※ 食事療養費・訪問看護は、点数を金額に読み替えて下さい。また、総合計の算出は、訪問看護を点数として行っています。

※ 返戻率は [返戻件数/請求件数]、決定率は [決定点数/請求点数]、確定率は [確定点数/請求点数] となっています。

※ 食事療養費は、再掲です。

(国保一般+退職者医療+後期高齢者医療)

I-4-(2)-① 月別審査支払状況(医科_入院)

| 区分 審査月 | 請求 | | | 審査 | | 返戻 | | | 決定 | | | 過誤 | | 確定 | | | 返戻率 | 決定率 | 確定率 |
|-----------|---------|-----------|---------------|----|------------|-------|--------|-------------|---------|-----------|---------------|-------|-------------|---------|-----------|---------------|-------|--------|--------|
| | 件数 | 日数 | 点数 | 増点 | 減点 | 件数 | 日数 | 点数 | 件数 | 日数 | 点数 | 件数 | 点数 | 件数 | 日数 | 点数 | | | |
| 令和2年度 | 146,642 | 2,586,632 | 8,741,303,436 | 0 | 18,011,685 | 3,102 | 51,261 | 214,280,060 | 143,540 | 2,535,371 | 8,509,011,691 | 3,245 | 137,986,333 | 140,295 | 2,504,418 | 8,371,025,358 | 2.12% | 97.34% | 95.76% |
| 令和3年度 | 150,693 | 2,600,567 | 9,032,758,874 | 0 | 20,090,190 | 3,342 | 53,389 | 238,029,385 | 147,351 | 2,547,178 | 8,774,639,299 | 1,510 | 113,737,596 | 145,841 | 2,521,300 | 8,660,901,703 | 2.22% | 97.14% | 95.88% |
| 令和4年度 | 149,080 | 2,560,105 | 9,327,743,162 | 0 | 20,519,767 | 4,334 | 78,250 | 349,533,225 | 144,746 | 2,481,855 | 8,957,690,170 | 2,585 | 185,679,238 | 142,161 | 2,446,103 | 8,772,010,932 | 2.91% | 96.03% | 94.04% |
| 令和4年4月 | 12,773 | 217,348 | 792,115,822 | 0 | 1,598,456 | 338 | 5,636 | 23,889,954 | 12,435 | 211,712 | 766,627,412 | 99 | 8,634,506 | 12,336 | 215,420 | 757,992,906 | 2.65% | 96.78% | 95.69% |
| 5月 | 12,145 | 210,201 | 733,855,532 | 0 | 1,565,011 | 337 | 5,643 | 26,847,113 | 11,808 | 204,558 | 705,443,408 | 104 | 7,743,489 | 11,704 | 202,583 | 697,699,919 | 2.77% | 96.13% | 95.07% |
| 6月 | 12,252 | 215,397 | 757,809,805 | 0 | 1,007,466 | 376 | 6,137 | 29,969,515 | 11,876 | 209,260 | 726,832,824 | 82 | 5,914,327 | 11,794 | 208,474 | 720,918,497 | 3.07% | 95.91% | 95.13% |
| 7月 | 12,850 | 212,792 | 765,067,343 | 0 | 1,269,088 | 317 | 6,026 | 25,429,791 | 12,533 | 206,766 | 738,368,464 | 123 | 11,269,073 | 12,410 | 204,637 | 727,099,391 | 2.47% | 96.51% | 95.04% |
| 8月 | 12,128 | 211,521 | 742,380,777 | 0 | 1,622,958 | 298 | 5,243 | 20,524,502 | 11,830 | 206,278 | 720,233,317 | 127 | 11,380,013 | 11,703 | 203,182 | 708,853,304 | 2.46% | 97.02% | 95.48% |
| 9月 | 11,479 | 200,395 | 712,071,354 | 0 | 1,155,144 | 371 | 6,370 | 31,184,003 | 11,108 | 194,025 | 679,732,207 | 122 | 9,421,180 | 10,986 | 192,932 | 670,311,027 | 3.23% | 95.46% | 94.14% |
| 10月 | 12,083 | 200,947 | 747,878,626 | 0 | 1,966,302 | 541 | 11,904 | 41,222,076 | 11,542 | 189,043 | 704,690,248 | 121 | 10,646,244 | 11,421 | 192,568 | 694,044,004 | 4.48% | 94.23% | 92.80% |
| 11月 | 12,979 | 229,093 | 828,638,276 | 0 | 2,914,566 | 372 | 6,639 | 29,073,945 | 12,607 | 222,454 | 796,649,765 | 208 | 15,482,905 | 12,399 | 213,080 | 781,166,860 | 2.87% | 96.14% | 94.27% |
| 12月 | 12,867 | 218,642 | 826,691,540 | 0 | 1,795,026 | 360 | 6,542 | 31,940,450 | 12,507 | 212,100 | 792,956,064 | 470 | 34,168,646 | 12,037 | 204,849 | 758,787,418 | 2.80% | 95.92% | 91.79% |
| 令和5年1月 | 12,341 | 210,741 | 796,783,631 | 0 | 1,580,243 | 403 | 7,113 | 35,570,791 | 11,938 | 203,628 | 759,632,597 | 646 | 45,006,662 | 11,292 | 196,248 | 714,625,935 | 3.27% | 95.34% | 89.69% |
| 2月 | 12,516 | 221,341 | 826,480,668 | 0 | 1,894,487 | 343 | 6,082 | 30,577,294 | 12,173 | 215,259 | 794,008,887 | 184 | 12,119,145 | 11,989 | 210,685 | 781,889,742 | 2.74% | 96.07% | 94.60% |
| 3月 | 12,667 | 211,687 | 797,969,788 | 0 | 2,151,020 | 278 | 4,915 | 23,303,791 | 12,389 | 206,772 | 772,514,977 | 299 | 13,893,048 | 12,090 | 201,445 | 758,621,929 | 2.19% | 96.81% | 95.07% |

※ 各点数には、食事療養費を含みます。

(国保一般+退職者医療+後期高齢者医療)

I-4-(2)-② 月別審査支払状況(医科_入院外)

| 区分 審査月 | 請求 | | | 審査 | | 返戻 | | | 決定 | | | 過誤 | | 確定 | | | 返戻率 | 決定率 | 確定率 |
|-----------|-----------|-----------|---------------|----|------------|--------|--------|------------|-----------|-----------|---------------|-------|------------|-----------|-----------|---------------|-------|--------|--------|
| | 件数 | 日数 | 点数 | 増点 | 減点 | 件数 | 日数 | 点数 | 件数 | 日数 | 点数 | 件数 | 点数 | 件数 | 日数 | 点数 | | | |
| 令和2年度 | 2,918,554 | 4,694,039 | 5,312,534,006 | 0 | 7,362,821 | 7,584 | 20,491 | 44,454,359 | 2,910,970 | 4,673,548 | 5,260,716,826 | 8,946 | 25,300,504 | 2,902,024 | 4,659,283 | 5,235,416,322 | 0.26% | 99.02% | 98.55% |
| 令和3年度 | 2,987,601 | 4,779,816 | 5,555,309,447 | 0 | 13,359,522 | 8,317 | 23,233 | 61,848,810 | 2,979,284 | 4,756,583 | 5,480,101,115 | 7,878 | 29,318,466 | 2,971,406 | 4,742,055 | 5,450,782,649 | 0.28% | 98.65% | 98.12% |
| 令和4年度 | 3,015,655 | 4,744,611 | 5,639,067,771 | 0 | 9,906,553 | 12,055 | 33,518 | 77,434,759 | 3,003,600 | 4,711,093 | 5,551,726,459 | 9,874 | 35,111,057 | 2,993,726 | 4,694,555 | 5,516,615,402 | 0.40% | 98.45% | 97.83% |
| 令和4年4月 | 261,077 | 411,917 | 494,864,633 | 0 | 854,251 | 890 | 2,215 | 4,892,350 | 260,187 | 409,702 | 489,118,032 | 467 | 1,133,138 | 259,720 | 411,178 | 487,984,894 | 0.34% | 98.84% | 98.61% |
| 5月 | 253,106 | 402,304 | 468,477,390 | 0 | 1,127,722 | 1,003 | 2,628 | 5,885,970 | 252,103 | 399,676 | 461,463,698 | 503 | 1,975,540 | 251,600 | 399,105 | 459,488,158 | 0.40% | 98.50% | 98.08% |
| 6月 | 245,451 | 384,646 | 454,595,988 | 0 | 713,297 | 891 | 2,898 | 6,386,335 | 244,560 | 381,748 | 447,496,356 | 559 | 1,554,582 | 244,001 | 381,072 | 445,941,774 | 0.36% | 98.44% | 98.10% |
| 7月 | 259,274 | 415,121 | 482,575,035 | 0 | 690,060 | 1,160 | 2,986 | 6,124,051 | 258,114 | 412,135 | 475,760,924 | 646 | 2,251,220 | 257,468 | 411,133 | 473,509,704 | 0.45% | 98.59% | 98.12% |
| 8月 | 253,509 | 404,749 | 467,652,547 | 0 | 800,281 | 1,293 | 3,423 | 7,703,665 | 252,216 | 401,326 | 459,148,601 | 707 | 2,736,841 | 251,509 | 400,308 | 456,411,760 | 0.51% | 98.18% | 97.60% |
| 9月 | 259,060 | 414,407 | 491,006,494 | 0 | 846,096 | 1,070 | 2,919 | 7,578,871 | 257,990 | 411,488 | 482,581,527 | 729 | 2,467,540 | 257,261 | 409,645 | 480,113,987 | 0.41% | 98.28% | 97.78% |
| 10月 | 257,393 | 407,691 | 476,583,750 | 0 | 792,411 | 1,039 | 2,695 | 5,942,337 | 256,354 | 404,996 | 469,849,002 | 1,117 | 4,235,495 | 255,237 | 402,568 | 465,613,507 | 0.40% | 98.59% | 97.70% |
| 11月 | 251,799 | 401,267 | 471,515,645 | 0 | 1,054,984 | 1,018 | 3,087 | 7,037,042 | 250,781 | 398,180 | 463,423,619 | 913 | 2,779,484 | 249,868 | 396,974 | 460,644,135 | 0.40% | 98.28% | 97.69% |
| 12月 | 252,876 | 399,125 | 474,301,899 | 0 | 813,183 | 1,077 | 3,150 | 7,307,741 | 251,799 | 395,975 | 466,180,975 | 1,215 | 3,334,818 | 250,584 | 394,008 | 462,846,157 | 0.43% | 98.29% | 97.58% |
| 令和5年1月 | 256,428 | 396,600 | 480,252,643 | 0 | 673,924 | 1,021 | 2,968 | 7,379,528 | 255,407 | 393,632 | 472,199,191 | 1,180 | 6,554,880 | 254,227 | 390,255 | 465,644,311 | 0.40% | 98.32% | 96.96% |
| 2月 | 230,481 | 348,025 | 439,393,850 | 0 | 682,445 | 838 | 2,370 | 6,097,305 | 229,643 | 345,655 | 432,614,100 | 988 | 2,943,953 | 228,655 | 343,406 | 429,670,147 | 0.36% | 98.46% | 97.79% |
| 3月 | 235,201 | 358,759 | 437,847,897 | 0 | 857,899 | 755 | 2,179 | 5,099,564 | 234,446 | 356,580 | 431,890,434 | 850 | 3,143,566 | 233,596 | 354,903 | 428,746,868 | 0.32% | 98.64% | 97.92% |

(国保一般+退職者医療+後期高齢者医療)

I-4-(2)-③ 月別審査支払状況(歯科)

| 区分 審査月 | 請求 | | | 審査 | | 返戻 | | | 決定 | | | 過誤 | | 確定 | | | 返戻率 | 決定率 | 確定率 |
|-----------|---------|---------|-------------|----|---------|-------|-------|-----------|---------|---------|-------------|-------|-----------|---------|---------|-------------|-------|--------|--------|
| | 件数 | 日数 | 点数 | 増点 | 減点 | 件数 | 日数 | 点数 | 件数 | 日数 | 点数 | 件数 | 点数 | 件数 | 日数 | 点数 | | | |
| 令和2年度 | 435,037 | 806,039 | 629,480,901 | 0 | 243,494 | 1,587 | 3,244 | 3,198,096 | 433,450 | 802,795 | 626,039,311 | 1,938 | 2,960,764 | 431,512 | 799,280 | 623,078,547 | 0.36% | 99.45% | 98.98% |
| 令和3年度 | 461,421 | 833,927 | 661,735,128 | 0 | 161,412 | 1,476 | 3,122 | 3,513,071 | 459,945 | 830,805 | 658,060,645 | 1,840 | 2,987,914 | 458,105 | 827,443 | 655,072,731 | 0.32% | 99.44% | 98.99% |
| 令和4年度 | 472,288 | 825,312 | 672,672,510 | 0 | 205,192 | 2,028 | 4,405 | 5,473,630 | 470,260 | 820,907 | 666,993,688 | 1,982 | 3,081,745 | 468,278 | 817,882 | 663,911,943 | 0.43% | 99.16% | 98.70% |
| 令和4年4月 | 40,346 | 72,142 | 57,740,631 | 0 | 13,240 | 125 | 289 | 537,753 | 40,221 | 71,853 | 57,189,638 | 85 | 147,754 | 40,136 | 71,976 | 57,041,884 | 0.31% | 99.05% | 98.79% |
| 5月 | 40,572 | 72,774 | 58,904,844 | 0 | 18,197 | 140 | 301 | 381,448 | 40,432 | 72,473 | 58,505,199 | 101 | 154,624 | 40,331 | 72,323 | 58,350,575 | 0.35% | 99.32% | 99.06% |
| 6月 | 39,291 | 68,822 | 55,992,961 | 0 | 14,087 | 145 | 326 | 400,904 | 39,146 | 68,496 | 55,577,970 | 96 | 114,698 | 39,050 | 68,364 | 55,463,272 | 0.37% | 99.26% | 99.05% |
| 7月 | 42,445 | 76,003 | 61,689,260 | 0 | 21,373 | 124 | 261 | 303,206 | 42,321 | 75,742 | 61,364,681 | 134 | 275,260 | 42,187 | 75,433 | 61,089,421 | 0.29% | 99.47% | 99.03% |
| 8月 | 39,895 | 70,171 | 57,374,703 | 0 | 10,971 | 111 | 219 | 214,000 | 39,784 | 69,952 | 57,149,732 | 143 | 269,938 | 39,641 | 69,668 | 56,879,794 | 0.28% | 99.61% | 99.14% |
| 9月 | 37,678 | 64,931 | 53,399,677 | 0 | 20,358 | 182 | 420 | 644,050 | 37,496 | 64,511 | 52,735,269 | 169 | 271,596 | 37,327 | 64,386 | 52,463,673 | 0.48% | 98.76% | 98.25% |
| 10月 | 39,551 | 68,194 | 55,722,657 | 0 | 21,027 | 218 | 503 | 616,205 | 39,333 | 67,691 | 55,085,425 | 182 | 325,702 | 39,151 | 67,441 | 54,759,723 | 0.55% | 98.86% | 98.27% |
| 11月 | 40,417 | 70,678 | 57,249,988 | 0 | 17,086 | 216 | 457 | 483,875 | 40,201 | 70,221 | 56,749,027 | 199 | 253,805 | 40,002 | 69,837 | 56,495,222 | 0.53% | 99.12% | 98.68% |
| 12月 | 40,671 | 71,534 | 58,475,387 | 0 | 21,416 | 217 | 449 | 455,588 | 40,454 | 71,085 | 57,998,383 | 268 | 383,350 | 40,186 | 70,589 | 57,615,033 | 0.53% | 99.18% | 98.53% |
| 令和5年1月 | 39,641 | 67,364 | 55,929,972 | 0 | 12,120 | 190 | 378 | 327,251 | 39,451 | 66,986 | 55,590,601 | 232 | 360,227 | 39,219 | 66,519 | 55,230,374 | 0.48% | 99.39% | 98.75% |
| 2月 | 35,031 | 59,950 | 47,692,460 | 0 | 13,359 | 187 | 403 | 533,619 | 34,844 | 59,547 | 47,145,482 | 208 | 329,083 | 34,636 | 59,249 | 46,816,399 | 0.53% | 98.85% | 98.16% |
| 3月 | 36,750 | 62,749 | 52,499,970 | 0 | 21,958 | 173 | 399 | 575,731 | 36,577 | 62,350 | 51,902,281 | 165 | 195,708 | 36,412 | 62,097 | 51,706,573 | 0.47% | 98.86% | 98.49% |

※ 各点数には、食事療養費を含みます。

(国保一般+退職者医療+後期高齢者医療)

I-4-(2)-④ 月別審査支払状況(調剤)

| 区分 審査月 | 請求 | | | 審査 | | 返戻 | | | 決定 | | | 過誤 | | 確定 | | | 返戻率 | 決定率 | 確定率 |
|-----------|-----------|-----------|---------------|----|---------|-------|-------|-----------|-----------|-----------|---------------|-------|------------|-----------|-----------|---------------|-------|--------|--------|
| | 件数 | 日数 | 点数 | 増点 | 減点 | 件数 | 日数 | 点数 | 件数 | 日数 | 点数 | 件数 | 点数 | 件数 | 日数 | 点数 | | | |
| 令和2年度 | 1,487,279 | 1,830,120 | 2,365,562,408 | 0 | 404,485 | 2,301 | 3,241 | 6,504,960 | 1,484,978 | 1,826,879 | 2,358,652,963 | 6,699 | 9,661,350 | 1,478,279 | 1,821,304 | 2,348,991,613 | 0.15% | 99.71% | 99.30% |
| 令和3年度 | 1,540,523 | 1,888,269 | 2,389,094,894 | 0 | 417,062 | 1,781 | 2,564 | 5,146,025 | 1,538,742 | 1,885,705 | 2,383,531,807 | 4,589 | 11,068,296 | 1,534,153 | 1,879,972 | 2,372,463,511 | 0.12% | 99.77% | 99.30% |
| 令和4年度 | 1,587,287 | 1,923,824 | 2,399,375,641 | 0 | 465,677 | 3,672 | 4,940 | 8,738,673 | 1,583,615 | 1,918,884 | 2,390,171,291 | 7,013 | 14,187,984 | 1,576,602 | 1,910,727 | 2,375,983,307 | 0.23% | 99.62% | 99.03% |
| 令和4年4月 | 136,927 | 168,391 | 225,060,744 | 0 | 23,028 | 340 | 449 | 689,229 | 136,587 | 167,942 | 224,348,487 | 303 | 875,594 | 136,284 | 168,011 | 223,472,893 | 0.25% | 99.68% | 99.29% |
| 5月 | 131,973 | 161,270 | 192,649,598 | 0 | 31,746 | 527 | 644 | 922,897 | 131,446 | 160,626 | 191,694,955 | 293 | 578,265 | 131,153 | 160,462 | 191,116,690 | 0.40% | 99.50% | 99.20% |
| 6月 | 128,534 | 154,778 | 186,570,515 | 0 | 43,542 | 271 | 371 | 478,333 | 128,263 | 154,407 | 186,048,640 | 337 | 684,316 | 127,926 | 153,723 | 185,364,324 | 0.21% | 99.72% | 99.35% |
| 7月 | 134,895 | 163,665 | 197,339,124 | 0 | 28,237 | 250 | 330 | 506,433 | 134,645 | 163,335 | 196,804,454 | 1,059 | 1,710,443 | 133,586 | 162,024 | 195,094,011 | 0.19% | 99.73% | 98.86% |
| 8月 | 132,717 | 161,065 | 194,099,523 | 0 | 49,008 | 340 | 461 | 545,542 | 132,377 | 160,604 | 193,504,973 | 422 | 919,730 | 131,955 | 160,204 | 192,585,243 | 0.26% | 99.69% | 99.22% |
| 9月 | 135,955 | 167,627 | 204,682,830 | 0 | 35,645 | 269 | 386 | 594,039 | 135,686 | 167,241 | 204,053,146 | 788 | 1,146,294 | 134,898 | 166,203 | 202,906,852 | 0.20% | 99.69% | 99.13% |
| 10月 | 135,100 | 164,860 | 202,833,977 | 0 | 63,188 | 287 | 385 | 673,787 | 134,813 | 164,475 | 202,097,002 | 634 | 962,952 | 134,179 | 163,724 | 201,134,050 | 0.21% | 99.64% | 99.16% |
| 11月 | 131,612 | 160,001 | 195,024,591 | 0 | 34,813 | 331 | 454 | 1,053,702 | 131,281 | 159,547 | 193,936,076 | 556 | 1,146,257 | 130,725 | 158,918 | 192,789,819 | 0.25% | 99.44% | 98.85% |
| 12月 | 132,995 | 160,961 | 200,746,820 | 0 | 41,271 | 395 | 566 | 1,093,124 | 132,600 | 160,395 | 199,612,425 | 800 | 1,532,070 | 131,800 | 159,589 | 198,080,355 | 0.30% | 99.43% | 98.67% |
| 令和5年1月 | 137,741 | 167,314 | 226,714,689 | 0 | 38,882 | 230 | 294 | 1,091,824 | 137,511 | 167,020 | 225,583,983 | 648 | 1,253,396 | 136,863 | 165,962 | 224,330,587 | 0.17% | 99.50% | 98.95% |
| 2月 | 123,466 | 145,742 | 188,076,183 | 0 | 35,003 | 200 | 272 | 524,532 | 123,266 | 145,470 | 187,516,648 | 662 | 1,611,686 | 122,604 | 144,641 | 185,904,962 | 0.16% | 99.70% | 98.85% |
| 3月 | 125,372 | 148,150 | 185,577,047 | 0 | 41,314 | 232 | 328 | 565,231 | 125,140 | 147,822 | 184,970,502 | 511 | 1,766,981 | 124,629 | 147,266 | 183,203,521 | 0.19% | 99.67% | 98.72% |

(国保一般+退職者医療+後期高齢者医療)

I-4-(2)-⑤ 月別審査支払状況(訪問看護)

| 区分 審査月 | 請求 | | | 審査 | | 返戻 | | | 決定 | | | 過誤 | | 確定 | | | 返戻率 | 決定率 | 確定率 |
|-----------|--------|---------|---------------|----|----|-----|-------|------------|--------|---------|---------------|-----|------------|--------|---------|---------------|-------|--------|--------|
| | 件数 | 日数 | 点数 | 増点 | 減点 | 件数 | 日数 | 点数 | 件数 | 日数 | 点数 | 件数 | 点数 | 件数 | 日数 | 点数 | | | |
| 令和2年度 | 23,984 | 155,565 | 1,727,659,420 | 0 | 0 | 589 | 5,125 | 57,076,560 | 23,395 | 150,440 | 1,670,582,860 | 221 | 17,087,160 | 23,174 | 148,923 | 1,653,495,700 | 2.46% | 96.70% | 95.71% |
| 令和3年度 | 25,825 | 165,074 | 1,834,880,270 | 0 | 0 | 678 | 5,436 | 62,158,250 | 25,147 | 159,638 | 1,772,722,020 | 284 | 19,179,120 | 24,863 | 157,842 | 1,753,542,900 | 2.63% | 96.61% | 95.57% |
| 令和4年度 | 27,293 | 171,663 | 1,904,335,995 | 0 | 0 | 957 | 7,162 | 85,468,060 | 26,336 | 164,501 | 1,818,867,935 | 380 | 24,015,845 | 25,956 | 162,740 | 1,794,852,090 | 3.51% | 95.51% | 94.25% |
| 令和4年4月 | 2,232 | 13,855 | 159,251,510 | 0 | 0 | 100 | 622 | 7,210,160 | 2,132 | 13,233 | 152,041,350 | 23 | 1,388,490 | 2,109 | 13,733 | 150,652,860 | 4.48% | 95.47% | 94.60% |
| 5月 | 2,193 | 13,944 | 153,452,910 | 0 | 0 | 67 | 465 | 5,407,100 | 2,126 | 13,479 | 148,045,810 | 38 | 2,639,520 | 2,088 | 13,066 | 145,406,290 | 3.06% | 96.48% | 94.76% |
| 6月 | 2,230 | 13,688 | 149,989,735 | 0 | 0 | 48 | 344 | 4,260,650 | 2,182 | 13,344 | 145,729,085 | 35 | 2,541,550 | 2,147 | 12,969 | 143,187,535 | 2.15% | 97.16% | 95.46% |
| 7月 | 2,297 | 14,809 | 163,669,590 | 0 | 0 | 53 | 373 | 4,485,320 | 2,244 | 14,436 | 159,184,270 | 39 | 2,948,570 | 2,205 | 14,208 | 156,235,700 | 2.31% | 97.26% | 95.46% |
| 8月 | 2,249 | 13,945 | 156,212,400 | 0 | 0 | 67 | 527 | 6,905,320 | 2,182 | 13,418 | 149,307,080 | 32 | 1,725,080 | 2,150 | 13,422 | 147,582,000 | 2.98% | 95.58% | 94.48% |
| 9月 | 2,230 | 14,317 | 159,709,475 | 0 | 0 | 92 | 682 | 8,536,240 | 2,138 | 13,635 | 151,173,235 | 29 | 1,793,570 | 2,109 | 13,619 | 149,379,665 | 4.13% | 94.66% | 93.53% |
| 10月 | 2,304 | 14,162 | 162,114,160 | 0 | 0 | 142 | 1,150 | 13,868,610 | 2,162 | 13,012 | 148,245,550 | 35 | 1,365,540 | 2,127 | 13,232 | 146,880,010 | 6.16% | 91.45% | 90.60% |
| 11月 | 2,317 | 15,078 | 164,754,790 | 0 | 0 | 105 | 891 | 10,369,780 | 2,212 | 14,187 | 154,385,010 | 31 | 2,591,380 | 2,181 | 13,704 | 151,793,630 | 4.53% | 93.71% | 92.13% |
| 12月 | 2,346 | 15,347 | 167,114,535 | 0 | 0 | 77 | 550 | 6,670,010 | 2,269 | 14,797 | 160,444,525 | 32 | 2,201,920 | 2,237 | 14,257 | 158,242,605 | 3.28% | 96.01% | 94.69% |
| 令和5年1月 | 2,269 | 14,572 | 159,893,395 | 0 | 0 | 74 | 507 | 5,606,230 | 2,195 | 14,065 | 154,287,165 | 29 | 1,350,525 | 2,166 | 13,897 | 152,936,640 | 3.26% | 96.49% | 95.65% |
| 2月 | 2,326 | 14,260 | 156,943,800 | 0 | 0 | 65 | 484 | 5,726,970 | 2,261 | 13,776 | 151,216,830 | 26 | 1,284,440 | 2,235 | 13,639 | 149,932,390 | 2.79% | 96.35% | 95.53% |
| 3月 | 2,300 | 13,686 | 151,229,695 | 0 | 0 | 67 | 567 | 6,421,670 | 2,233 | 13,119 | 144,808,025 | 31 | 2,185,260 | 2,202 | 12,994 | 142,622,765 | 2.91% | 95.75% | 94.31% |

※ 訪問看護は、点数を金額に読み替えて下さい。

(国保一般+退職者医療+後期高齢者)

I-4-(3) 保険者別医療費諸率

| 区分 保険者名 | 件数 | 日数 | 医療費 | 被保険者数 | 受診率 (件数/被保険者数) | 一件当たり日数 (日数/件数) | 一日当たり医療費 (医療費/日数) | 一件当たり医療費 (医療費/件数) | 一人当たり医療費 (医療費/被保険者数) |
|------------|-----------|-----------|-----------------|---------|-------------------|--------------------|----------------------|----------------------|-------------------------|
| 福井市 | 1,198,914 | 2,673,360 | 57,248,348,441 | 82,297 | 1,456.81 | 2.23 | 21,414 | 47,750 | 695,631 |
| 敦賀市 | 292,517 | 628,224 | 13,570,349,451 | 21,130 | 1,384.37 | 2.15 | 21,601 | 46,392 | 642,231 |
| 小浜市 | 127,451 | 292,016 | 6,548,320,720 | 10,434 | 1,221.50 | 2.29 | 22,425 | 51,379 | 627,594 |
| 大野市 | 166,821 | 399,700 | 8,383,567,443 | 12,486 | 1,336.06 | 2.40 | 20,975 | 50,255 | 671,437 |
| 勝山市 | 112,505 | 272,068 | 5,829,612,439 | 8,765 | 1,283.57 | 2.42 | 21,427 | 51,816 | 665,101 |
| 鯖江市 | 270,416 | 629,785 | 13,937,085,220 | 21,688 | 1,246.85 | 2.33 | 22,130 | 51,539 | 642,617 |
| あわら市 | 133,751 | 333,679 | 6,997,779,330 | 9,941 | 1,345.45 | 2.49 | 20,972 | 52,319 | 703,931 |
| 越前市 | 340,989 | 753,728 | 16,538,376,426 | 26,647 | 1,279.65 | 2.21 | 21,942 | 48,501 | 620,647 |
| 坂井市 | 387,352 | 873,609 | 19,167,056,249 | 28,573 | 1,355.66 | 2.26 | 21,940 | 49,482 | 670,810 |
| 池田町 | 14,273 | 30,764 | 728,822,022 | 1,133 | 1,259.75 | 2.16 | 23,691 | 51,063 | 643,267 |
| 美浜町 | 53,339 | 121,059 | 2,514,944,971 | 3,702 | 1,440.82 | 2.27 | 20,775 | 47,150 | 679,348 |
| 高浜町 | 45,005 | 103,422 | 2,308,436,107 | 3,814 | 1,179.99 | 2.30 | 22,321 | 51,293 | 605,253 |
| 南越前町 | 53,208 | 114,607 | 2,592,091,659 | 4,051 | 1,313.45 | 2.15 | 22,617 | 48,716 | 639,865 |
| 越前町 | 95,054 | 219,121 | 5,180,660,557 | 7,780 | 1,221.77 | 2.31 | 23,643 | 54,502 | 665,895 |
| 若狭町 | 74,370 | 168,614 | 3,578,635,728 | 5,690 | 1,307.03 | 2.27 | 21,224 | 48,119 | 628,934 |
| 永平寺町 | 86,580 | 197,646 | 4,505,570,208 | 6,083 | 1,423.31 | 2.28 | 22,796 | 52,039 | 740,682 |
| おおい町 | 35,696 | 83,412 | 2,011,238,124 | 2,957 | 1,207.17 | 2.34 | 24,112 | 56,344 | 680,162 |
| 食品国保組合 | 22,214 | 35,349 | 591,937,933 | 2,536 | 875.95 | 1.59 | 16,746 | 26,647 | 233,414 |
| 医師国保組合 | 13,778 | 21,113 | 340,647,549 | 1,524 | 904.07 | 1.53 | 16,134 | 24,724 | 223,522 |
| 薬剤師国保組合 | 3,663 | 5,672 | 72,962,736 | 469 | 781.02 | 1.55 | 12,864 | 19,919 | 155,571 |
| 保険者計 | 3,527,896 | 7,956,948 | 172,646,443,313 | 261,700 | 1,348.07 | 2.26 | 21,698 | 48,938 | 659,711 |

(国保一般+退職者医療+後期高齢者)

I-4-(4) 保険者別診療報酬等支払状況

| 区分 保険者名 | 診療費 | | 食事療養費 | | 高額療養費 | | 調剤 | | 訪問看護療養費 | |
|------------|-----------|-----------------|---------|---------------|---------|---------------|-----------|----------------|---------|---------------|
| | 件数 | 金額 | 件数 | 金額 | 件数 | 金額 | 件数 | 金額 | 件数 | 金額 |
| 福井市 | 1,188,999 | 40,506,385,624 | 42,170 | 566,799,841 | 56,306 | 3,257,198,491 | 468,760 | 5,729,089,677 | 9,915 | 524,625,246 |
| 敦賀市 | 290,611 | 8,988,796,003 | 10,113 | 156,258,331 | 13,651 | 833,353,420 | 141,375 | 1,772,940,054 | 1,906 | 160,501,987 |
| 小浜市 | 126,492 | 4,343,118,249 | 5,483 | 93,482,740 | 7,039 | 423,469,276 | 64,247 | 856,134,198 | 959 | 76,613,191 |
| 大野市 | 165,511 | 5,862,578,112 | 6,595 | 86,528,518 | 8,227 | 471,965,167 | 61,525 | 923,766,279 | 1,310 | 87,271,280 |
| 勝山市 | 111,824 | 4,069,071,372 | 4,567 | 60,382,859 | 5,754 | 307,969,707 | 41,197 | 669,598,677 | 681 | 33,273,862 |
| 鯖江市 | 268,686 | 9,794,935,349 | 11,722 | 163,534,415 | 13,779 | 810,003,536 | 122,590 | 1,435,812,233 | 1,730 | 75,650,035 |
| あわら市 | 132,851 | 5,031,030,840 | 5,756 | 80,680,070 | 6,696 | 389,199,709 | 46,273 | 630,208,602 | 900 | 41,597,514 |
| 越前市 | 338,511 | 11,171,287,739 | 13,372 | 189,954,416 | 15,939 | 976,673,008 | 167,765 | 2,081,048,661 | 2,478 | 135,904,345 |
| 坂井市 | 384,729 | 13,261,267,516 | 14,092 | 173,667,799 | 17,769 | 1,076,699,797 | 191,404 | 2,314,008,388 | 2,623 | 129,242,432 |
| 池田町 | 14,226 | 548,967,887 | 509 | 7,040,172 | 671 | 44,456,424 | 3,011 | 48,762,427 | 47 | 1,490,696 |
| 美浜町 | 53,022 | 1,678,981,080 | 2,007 | 33,451,921 | 2,419 | 149,452,315 | 24,046 | 331,341,489 | 317 | 24,349,390 |
| 高浜町 | 44,637 | 1,549,666,056 | 2,055 | 32,110,637 | 2,373 | 130,024,824 | 23,500 | 294,900,904 | 368 | 23,472,241 |
| 南越前町 | 52,897 | 1,804,192,613 | 2,023 | 27,471,179 | 2,409 | 140,934,577 | 25,501 | 296,017,443 | 311 | 13,621,291 |
| 越前町 | 94,527 | 3,561,455,154 | 4,113 | 55,481,717 | 5,190 | 317,652,725 | 56,030 | 626,167,187 | 527 | 19,097,403 |
| 若狭町 | 73,891 | 2,374,250,652 | 3,123 | 48,512,328 | 3,432 | 199,546,529 | 37,545 | 469,103,501 | 479 | 45,803,138 |
| 永平寺町 | 85,876 | 3,160,478,214 | 3,510 | 46,791,548 | 4,427 | 242,886,631 | 32,309 | 506,710,540 | 704 | 41,472,508 |
| おおい町 | 35,542 | 1,352,983,856 | 1,698 | 24,369,994 | 1,890 | 137,145,185 | 19,963 | 256,548,389 | 154 | 12,929,827 |
| 食品国保組合 | 22,149 | 361,151,446 | 295 | 1,717,833 | 423 | 44,680,997 | 7,725 | 62,583,221 | 65 | 1,561,559 |
| 医師国保組合 | 13,743 | 195,036,871 | 135 | 577,239 | 143 | 18,608,497 | 4,841 | 44,388,959 | 35 | 1,273,814 |
| 薬剤師国保組合 | 3,651 | 41,727,292 | 27 | 199,176 | 32 | 2,193,653 | 1,689 | 10,107,845 | 12 | 362,901 |
| 保険者計 | 3,502,375 | 119,657,361,925 | 133,365 | 1,849,012,733 | 168,569 | 9,974,114,468 | 1,541,296 | 19,359,238,674 | 25,521 | 1,450,114,660 |

I—5 公費負担医療

国民健康保険

公費負担医療（国民健康保険）

I-5-(1) 公費負担医療審査支払状況

| 区分 公費名称 | 医科 | | | 歯科 | | | 調剤 | | | 訪問看護 | | | 食事療養費（医科） | | | 食事療養費（歯科） | | |
|------------|---------|---------|---------------|-----|-----|-----------|--------|--------|---------------|--------|--------|-------------|-----------|--------|------------|-----------|----|-----|
| | 件数 | 日数 | 医療費 | 件数 | 日数 | 医療費 | 件数 | 日数 | 医療費 | 件数 | 日数 | 医療費 | 件数 | 回数 | 医療費 | 件数 | 回数 | 医療費 |
| A_児童福祉 | 44 | 1,310 | 40,936,120 | 0 | 0 | 0 | 0 | 0 | 0 | 0 | 0 | 0 | 31 | 2,576 | 1,579,628 | 0 | 0 | 0 |
| B_総合支援 | 54,900 | 115,866 | 1,446,705,670 | 11 | 15 | 204,530 | 42,596 | 55,786 | 771,287,000 | 9,316 | 38,524 | 412,586,900 | 0 | 0 | 0 | 0 | 0 | 0 |
| C_療養介護 | 1,834 | 55,333 | 1,267,853,720 | 0 | 0 | 0 | 0 | 0 | 0 | 0 | 0 | 0 | 26 | 2,301 | 1,485,835 | 0 | 0 | 0 |
| D_精神保健 | 62 | 1,157 | 34,049,170 | 0 | 0 | 0 | 0 | 0 | 0 | 0 | 0 | 0 | 61 | 3,280 | 2,163,139 | 0 | 0 | 0 |
| E_感染症(結核) | 78 | 372 | 7,273,980 | 0 | 0 | 0 | 48 | 56 | 386,740 | 0 | 0 | 0 | 15 | 752 | 485,180 | 0 | 0 | 0 |
| F_原爆医療 | 0 | 0 | 0 | 0 | 0 | 0 | 0 | 0 | 0 | 0 | 0 | 0 | 0 | 0 | 0 | 0 | 0 | 0 |
| G_戦傷病者 | 0 | 0 | 0 | 0 | 0 | 0 | 0 | 0 | 0 | 0 | 0 | 0 | 0 | 0 | 0 | 0 | 0 | 0 |
| H_母子保健 | 36 | 468 | 46,967,950 | 0 | 0 | 0 | 0 | 0 | 0 | 0 | 0 | 0 | 30 | 1,048 | 670,720 | 0 | 0 | 0 |
| I_特定疾患 | 166 | 254 | 121,790,380 | 0 | 0 | 0 | 86 | 95 | 20,107,630 | 11 | 42 | 487,770 | 4 | 28 | 19,178 | 0 | 0 | 0 |
| J_小児慢性 | 678 | 1,756 | 180,034,680 | 10 | 14 | 75,410 | 401 | 497 | 251,148,310 | 57 | 405 | 5,453,280 | 48 | 1,874 | 1,194,342 | 0 | 0 | 0 |
| K_福祉施設措置 | 690 | 1,338 | 25,830,800 | 94 | 132 | 879,360 | 409 | 472 | 3,000,620 | 0 | 0 | 0 | 20 | 1,462 | 888,155 | 0 | 0 | 0 |
| L_感染症 | 79,988 | 97,491 | 1,352,628,560 | 38 | 37 | 305,440 | 7,596 | 8,204 | 88,626,790 | 12 | 24 | 531,060 | 1,238 | 26,144 | 17,149,300 | 0 | 0 | 0 |
| M_石綿 | 42 | 210 | 23,368,160 | 0 | 0 | 0 | 32 | 63 | 811,320 | 0 | 0 | 0 | 4 | 282 | 206,762 | 0 | 0 | 0 |
| N_肝炎医療 | 334 | 1,039 | 68,604,100 | 1 | 1 | 2,460 | 751 | 781 | 91,798,530 | 0 | 0 | 0 | 0 | 0 | 0 | 0 | 0 | 0 |
| O_特定B型肝炎 | 99 | 117 | 1,447,600 | 0 | 0 | 0 | 0 | 0 | 0 | 0 | 0 | 0 | 0 | 0 | 0 | 0 | 0 | 0 |
| P_難病 | 11,413 | 40,501 | 1,753,443,650 | 50 | 86 | 389,310 | 8,304 | 9,683 | 747,787,620 | 2,139 | 18,220 | 202,402,110 | 6 | 336 | 221,010 | 0 | 0 | 0 |
| 合計 | 150,364 | 317,212 | 6,370,934,540 | 204 | 285 | 1,856,510 | 60,223 | 75,637 | 1,974,954,560 | 11,535 | 57,215 | 621,461,120 | 1,483 | 40,083 | 26,063,249 | 0 | 0 | 0 |

公費負担医療（国民健康保険）

I-5-(2)-① 法別月別審査支払状況（児童福祉・総合支援）

【A_児童福祉】公費番号17,79

| 区分 審査月 | 医科 | | | 歯科 | | | 調剤 | | | 訪問看護 | | | 食事療養費（医科） | | | 食事療養費（歯科） | | |
|-----------|----|-------|------------|----|----|-----|----|----|-----|------|----|-----|-----------|-------|-----------|-----------|----|-----|
| | 件数 | 日数 | 医療費 | 件数 | 日数 | 医療費 | 件数 | 日数 | 医療費 | 件数 | 日数 | 医療費 | 件数 | 回数 | 医療費 | 件数 | 回数 | 医療費 |
| 令和3年度 | 50 | 1,505 | 41,821,690 | 0 | 0 | 0 | 0 | 0 | 0 | 0 | 0 | 0 | 36 | 3,116 | 1,876,013 | 0 | 0 | 0 |
| 令和4年4月 | 4 | 121 | 3,435,740 | 0 | 0 | 0 | 0 | 0 | 0 | 0 | 0 | 0 | 3 | 257 | 152,021 | 0 | 0 | 0 |
| 5月 | 5 | 148 | 4,544,420 | 0 | 0 | 0 | 0 | 0 | 0 | 0 | 0 | 0 | 4 | 313 | 185,288 | 0 | 0 | 0 |
| 6月 | 4 | 124 | 4,071,790 | 0 | 0 | 0 | 0 | 0 | 0 | 0 | 0 | 0 | 3 | 248 | 153,295 | 0 | 0 | 0 |
| 7月 | 3 | 90 | 2,722,240 | 0 | 0 | 0 | 0 | 0 | 0 | 0 | 0 | 0 | 3 | 240 | 148,350 | 0 | 0 | 0 |
| 8月 | 4 | 124 | 3,876,740 | 0 | 0 | 0 | 0 | 0 | 0 | 0 | 0 | 0 | 3 | 248 | 153,295 | 0 | 0 | 0 |
| 9月 | 3 | 92 | 2,998,260 | 0 | 0 | 0 | 0 | 0 | 0 | 0 | 0 | 0 | 1 | 93 | 61,070 | 0 | 0 | 0 |
| 10月 | 3 | 90 | 2,883,210 | 0 | 0 | 0 | 0 | 0 | 0 | 0 | 0 | 0 | 2 | 180 | 112,350 | 0 | 0 | 0 |
| 11月 | 6 | 162 | 4,886,670 | 0 | 0 | 0 | 0 | 0 | 0 | 0 | 0 | 0 | 5 | 372 | 220,864 | 0 | 0 | 0 |
| 12月 | 3 | 90 | 2,805,300 | 0 | 0 | 0 | 0 | 0 | 0 | 0 | 0 | 0 | 2 | 180 | 112,350 | 0 | 0 | 0 |
| 令和5年1月 | 3 | 93 | 2,893,300 | 0 | 0 | 0 | 0 | 0 | 0 | 0 | 0 | 0 | 2 | 186 | 116,095 | 0 | 0 | 0 |
| 2月 | 3 | 92 | 3,118,710 | 0 | 0 | 0 | 0 | 0 | 0 | 0 | 0 | 0 | 1 | 92 | 60,430 | 0 | 0 | 0 |
| 3月 | 3 | 84 | 2,699,740 | 0 | 0 | 0 | 0 | 0 | 0 | 0 | 0 | 0 | 2 | 167 | 104,220 | 0 | 0 | 0 |
| 合計 | 44 | 1,310 | 40,936,120 | 0 | 0 | 0 | 0 | 0 | 0 | 0 | 0 | 0 | 31 | 2,576 | 1,579,628 | 0 | 0 | 0 |

【B_総合支援】公費番号15,16,21

| 区分 審査月 | 医科 | | | 歯科 | | | 調剤 | | | 訪問看護 | | | 食事療養費（医科） | | | 食事療養費（歯科） | | |
|-----------|--------|---------|---------------|----|----|---------|--------|--------|-------------|-------|--------|-------------|-----------|----|-----|-----------|----|-----|
| | 件数 | 日数 | 医療費 | 件数 | 日数 | 医療費 | 件数 | 日数 | 医療費 | 件数 | 日数 | 医療費 | 件数 | 回数 | 医療費 | 件数 | 回数 | 医療費 |
| 令和3年度 | 54,126 | 117,236 | 1,498,074,250 | 32 | 33 | 406,020 | 42,027 | 55,728 | 793,493,920 | 8,579 | 35,373 | 380,737,170 | 0 | 0 | 0 | 0 | 0 | 0 |
| 令和4年4月 | 4,707 | 10,213 | 133,742,350 | 2 | 2 | 21,980 | 3,645 | 5,007 | 74,013,980 | 770 | 3,353 | 35,608,930 | 0 | 0 | 0 | 0 | 0 | 0 |
| 5月 | 4,602 | 9,861 | 123,956,690 | 2 | 2 | 5,980 | 3,556 | 4,823 | 65,529,040 | 792 | 3,134 | 33,966,910 | 0 | 0 | 0 | 0 | 0 | 0 |
| 6月 | 4,190 | 8,732 | 109,869,450 | 0 | 0 | 0 | 3,505 | 4,489 | 59,322,830 | 779 | 3,096 | 33,415,410 | 0 | 0 | 0 | 0 | 0 | 0 |
| 7月 | 5,101 | 10,493 | 123,482,690 | 0 | 0 | 0 | 3,818 | 4,923 | 65,455,880 | 798 | 3,441 | 36,485,940 | 0 | 0 | 0 | 0 | 0 | 0 |
| 8月 | 4,447 | 9,363 | 119,954,460 | 2 | 3 | 47,840 | 3,575 | 4,639 | 63,074,100 | 773 | 3,151 | 33,852,750 | 0 | 0 | 0 | 0 | 0 | 0 |
| 9月 | 4,554 | 9,771 | 115,160,450 | 1 | 1 | 8,970 | 3,588 | 4,906 | 69,804,340 | 738 | 3,164 | 33,724,860 | 0 | 0 | 0 | 0 | 0 | 0 |
| 10月 | 4,708 | 9,953 | 123,129,300 | 1 | 2 | 38,730 | 3,507 | 4,706 | 63,626,140 | 751 | 3,135 | 33,404,650 | 0 | 0 | 0 | 0 | 0 | 0 |
| 11月 | 4,596 | 9,766 | 117,217,560 | 1 | 1 | 37,890 | 3,532 | 4,599 | 64,445,260 | 790 | 3,242 | 34,766,170 | 0 | 0 | 0 | 0 | 0 | 0 |
| 12月 | 4,530 | 9,988 | 126,048,580 | 0 | 0 | 0 | 3,416 | 4,422 | 59,191,530 | 771 | 3,266 | 34,756,850 | 0 | 0 | 0 | 0 | 0 | 0 |
| 令和5年1月 | 4,650 | 9,720 | 115,185,430 | 1 | 2 | 20,010 | 3,673 | 4,864 | 69,308,230 | 782 | 3,308 | 35,230,240 | 0 | 0 | 0 | 0 | 0 | 0 |
| 2月 | 4,364 | 8,884 | 122,235,910 | 0 | 0 | 0 | 3,350 | 4,136 | 59,214,770 | 766 | 3,052 | 33,030,970 | 0 | 0 | 0 | 0 | 0 | 0 |
| 3月 | 4,451 | 9,122 | 116,722,800 | 1 | 2 | 23,130 | 3,431 | 4,272 | 58,300,900 | 806 | 3,182 | 34,343,220 | 0 | 0 | 0 | 0 | 0 | 0 |
| 合計 | 54,900 | 115,866 | 1,446,705,670 | 11 | 15 | 204,530 | 42,596 | 55,786 | 771,287,000 | 9,316 | 38,524 | 412,586,900 | 0 | 0 | 0 | 0 | 0 | 0 |

公費負担医療（国民健康保険）

I-5-(2)-② 法別月別審査支払状況（療養介護・精神保健）

【C_療養介護医療】公費番号24

| 区分 審査月 | 医科 | | | 歯科 | | | 調剤 | | | 訪問看護 | | | 食事療養費（医科） | | | 食事療養費（歯科） | | |
|-----------|-------|--------|---------------|----|----|-----|----|----|-----|------|----|-----|-----------|-------|-----------|-----------|----|-----|
| | 件数 | 日数 | 医療費 | 件数 | 日数 | 医療費 | 件数 | 日数 | 医療費 | 件数 | 日数 | 医療費 | 件数 | 回数 | 医療費 | 件数 | 回数 | 医療費 |
| 令和3年度 | 1,852 | 56,131 | 1,376,338,140 | 0 | 0 | 0 | 0 | 0 | 0 | 0 | 0 | 0 | 9 | 745 | 488,210 | 0 | 0 | 0 |
| 令和4年4月 | 156 | 4,800 | 118,797,250 | 0 | 0 | 0 | 0 | 0 | 0 | 0 | 0 | 0 | 2 | 171 | 107,220 | 0 | 0 | 0 |
| 5月 | 139 | 4,168 | 101,099,090 | 0 | 0 | 0 | 0 | 0 | 0 | 0 | 0 | 0 | 2 | 180 | 112,350 | 0 | 0 | 0 |
| 6月 | 161 | 4,931 | 123,588,820 | 0 | 0 | 0 | 0 | 0 | 0 | 0 | 0 | 0 | 2 | 186 | 116,095 | 0 | 0 | 0 |
| 7月 | 157 | 4,703 | 15,921,440 | 0 | 0 | 0 | 0 | 0 | 0 | 0 | 0 | 0 | 2 | 180 | 112,350 | 0 | 0 | 0 |
| 8月 | 138 | 4,233 | 102,237,280 | 0 | 0 | 0 | 0 | 0 | 0 | 0 | 0 | 0 | 2 | 129 | 82,370 | 0 | 0 | 0 |
| 9月 | 149 | 4,580 | 114,415,870 | 0 | 0 | 0 | 0 | 0 | 0 | 0 | 0 | 0 | 1 | 93 | 61,070 | 0 | 0 | 0 |
| 10月 | 150 | 4,506 | 111,763,030 | 0 | 0 | 0 | 0 | 0 | 0 | 0 | 0 | 0 | 1 | 90 | 59,100 | 0 | 0 | 0 |
| 11月 | 162 | 4,977 | 123,241,460 | 0 | 0 | 0 | 0 | 0 | 0 | 0 | 0 | 0 | 1 | 93 | 61,070 | 0 | 0 | 0 |
| 12月 | 141 | 4,233 | 104,247,380 | 0 | 0 | 0 | 0 | 0 | 0 | 0 | 0 | 0 | 1 | 90 | 59,100 | 0 | 0 | 0 |
| 令和5年1月 | 164 | 4,984 | 124,841,550 | 0 | 0 | 0 | 0 | 0 | 0 | 0 | 0 | 0 | 1 | 93 | 61,070 | 0 | 0 | 0 |
| 2月 | 160 | 4,918 | 121,302,620 | 0 | 0 | 0 | 0 | 0 | 0 | 0 | 0 | 0 | 10 | 912 | 598,880 | 0 | 0 | 0 |
| 3月 | 157 | 4,300 | 106,397,930 | 0 | 0 | 0 | 0 | 0 | 0 | 0 | 0 | 0 | 1 | 84 | 55,160 | 0 | 0 | 0 |
| 合計 | 1,834 | 55,333 | 1,267,853,720 | 0 | 0 | 0 | 0 | 0 | 0 | 0 | 0 | 0 | 26 | 2,301 | 1,485,835 | 0 | 0 | 0 |

【D_精神保健】公費番号20

| 区分 審査月 | 医科 | | | 歯科 | | | 調剤 | | | 訪問看護 | | | 食事療養費（医科） | | | 食事療養費（歯科） | | |
|-----------|----|-------|------------|----|----|-----|----|----|-----|------|----|-----|-----------|-------|-----------|-----------|----|-----|
| | 件数 | 日数 | 医療費 | 件数 | 日数 | 医療費 | 件数 | 日数 | 医療費 | 件数 | 日数 | 医療費 | 件数 | 回数 | 医療費 | 件数 | 回数 | 医療費 |
| 令和3年度 | 83 | 1,427 | 38,026,760 | 0 | 0 | 0 | 0 | 0 | 0 | 0 | 0 | 0 | 81 | 4,123 | 2,719,960 | 0 | 0 | 0 |
| 令和4年4月 | 2 | 59 | 679,450 | 0 | 0 | 0 | 0 | 0 | 0 | 0 | 0 | 0 | 2 | 177 | 116,230 | 0 | 0 | 0 |
| 5月 | 2 | 42 | 1,556,560 | 0 | 0 | 0 | 0 | 0 | 0 | 0 | 0 | 0 | 2 | 123 | 80,770 | 0 | 0 | 0 |
| 6月 | 7 | 97 | 3,529,950 | 0 | 0 | 0 | 0 | 0 | 0 | 0 | 0 | 0 | 7 | 288 | 193,560 | 0 | 0 | 0 |
| 7月 | 7 | 157 | 4,705,730 | 0 | 0 | 0 | 0 | 0 | 0 | 0 | 0 | 0 | 7 | 451 | 304,644 | 0 | 0 | 0 |
| 8月 | 9 | 144 | 4,682,490 | 0 | 0 | 0 | 0 | 0 | 0 | 0 | 0 | 0 | 9 | 378 | 253,065 | 0 | 0 | 0 |
| 9月 | 7 | 77 | 2,824,240 | 0 | 0 | 0 | 0 | 0 | 0 | 0 | 0 | 0 | 7 | 222 | 146,590 | 0 | 0 | 0 |
| 10月 | 4 | 69 | 2,400,520 | 0 | 0 | 0 | 0 | 0 | 0 | 0 | 0 | 0 | 4 | 205 | 138,230 | 0 | 0 | 0 |
| 11月 | 4 | 83 | 2,065,770 | 0 | 0 | 0 | 0 | 0 | 0 | 0 | 0 | 0 | 4 | 242 | 155,476 | 0 | 0 | 0 |
| 12月 | 6 | 104 | 2,423,570 | 0 | 0 | 0 | 0 | 0 | 0 | 0 | 0 | 0 | 6 | 309 | 191,234 | 0 | 0 | 0 |
| 令和5年1月 | 2 | 41 | 903,150 | 0 | 0 | 0 | 0 | 0 | 0 | 0 | 0 | 0 | 2 | 120 | 78,400 | 0 | 0 | 0 |
| 2月 | 6 | 160 | 4,350,170 | 0 | 0 | 0 | 0 | 0 | 0 | 0 | 0 | 0 | 5 | 396 | 256,690 | 0 | 0 | 0 |
| 3月 | 6 | 124 | 3,927,570 | 0 | 0 | 0 | 0 | 0 | 0 | 0 | 0 | 0 | 6 | 369 | 248,250 | 0 | 0 | 0 |
| 合計 | 62 | 1,157 | 34,049,170 | 0 | 0 | 0 | 0 | 0 | 0 | 0 | 0 | 0 | 61 | 3,280 | 2,163,139 | 0 | 0 | 0 |

公費負担医療（国民健康保険）

I-5-(2)-③ 法別月別審査支払状況（結核予防・原爆医療）

【E_結核予防】公費番号10,11

| 区分 審査月 | 医科 | | | 歯科 | | | 調剤 | | | 訪問看護 | | | 食事療養費（医科） | | | 食事療養費（歯科） | | |
|-----------|-----|-----|-----------|----|----|-----|----|----|---------|------|----|-----|-----------|-----|---------|-----------|----|-----|
| | 件数 | 日数 | 医療費 | 件数 | 日数 | 医療費 | 件数 | 日数 | 医療費 | 件数 | 日数 | 医療費 | 件数 | 回数 | 医療費 | 件数 | 回数 | 医療費 |
| 令和3年度 | 103 | 535 | 9,075,860 | 0 | 0 | 0 | 53 | 61 | 302,670 | 0 | 0 | 0 | 15 | 669 | 456,678 | 0 | 0 | 0 |
| 令和4年4月 | 12 | 12 | 106,640 | 0 | 0 | 0 | 10 | 10 | 44,020 | 0 | 0 | 0 | 0 | 0 | 0 | 0 | 0 | 0 |
| 5月 | 8 | 14 | 66,930 | 0 | 0 | 0 | 7 | 10 | 47,280 | 0 | 0 | 0 | 0 | 0 | 0 | 0 | 0 | 0 |
| 6月 | 8 | 114 | 2,341,360 | 0 | 0 | 0 | 3 | 3 | 15,160 | 0 | 0 | 0 | 5 | 325 | 208,000 | 0 | 0 | 0 |
| 7月 | 4 | 25 | 54,380 | 0 | 0 | 0 | 2 | 2 | 21,200 | 0 | 0 | 0 | 0 | 0 | 0 | 0 | 0 | 0 |
| 8月 | 5 | 8 | 83,930 | 0 | 0 | 0 | 3 | 4 | 40,910 | 0 | 0 | 0 | 0 | 0 | 0 | 0 | 0 | 0 |
| 9月 | 5 | 8 | 59,100 | 0 | 0 | 0 | 4 | 5 | 44,160 | 0 | 0 | 0 | 0 | 0 | 0 | 0 | 0 | 0 |
| 10月 | 7 | 35 | 819,620 | 0 | 0 | 0 | 6 | 7 | 47,920 | 0 | 0 | 0 | 2 | 71 | 46,690 | 0 | 0 | 0 |
| 11月 | 5 | 5 | 59,250 | 0 | 0 | 0 | 4 | 4 | 38,860 | 0 | 0 | 0 | 0 | 0 | 0 | 0 | 0 | 0 |
| 12月 | 7 | 13 | 47,550 | 0 | 0 | 0 | 4 | 5 | 64,090 | 0 | 0 | 0 | 0 | 0 | 0 | 0 | 0 | 0 |
| 令和5年1月 | 1 | 1 | 630 | 0 | 0 | 0 | 0 | 0 | 0 | 0 | 0 | 0 | 0 | 0 | 0 | 0 | 0 | 0 |
| 2月 | 10 | 119 | 3,489,190 | 0 | 0 | 0 | 3 | 4 | 15,360 | 0 | 0 | 0 | 7 | 341 | 220,890 | 0 | 0 | 0 |
| 3月 | 6 | 18 | 145,400 | 0 | 0 | 0 | 2 | 2 | 7,780 | 0 | 0 | 0 | 1 | 15 | 9,600 | 0 | 0 | 0 |
| 合計 | 78 | 372 | 7,273,980 | 0 | 0 | 0 | 48 | 56 | 386,740 | 0 | 0 | 0 | 15 | 752 | 485,180 | 0 | 0 | 0 |

【F_原爆医療】公費番号18,19

| 区分 審査月 | 医科 | | | 歯科 | | | 調剤 | | | 訪問看護 | | | 食事療養費（医科） | | | 食事療養費（歯科） | | |
|-----------|----|----|---------|----|----|-----|----|----|--------|------|----|-----|-----------|----|-----|-----------|----|-----|
| | 件数 | 日数 | 医療費 | 件数 | 日数 | 医療費 | 件数 | 日数 | 医療費 | 件数 | 日数 | 医療費 | 件数 | 回数 | 医療費 | 件数 | 回数 | 医療費 |
| 令和3年度 | 6 | 19 | 150,240 | 0 | 0 | 0 | 2 | 3 | 49,920 | 0 | 0 | 0 | 0 | 0 | 0 | 0 | 0 | 0 |
| 令和4年4月 | 0 | 0 | 0 | 0 | 0 | 0 | 0 | 0 | 0 | 0 | 0 | 0 | 0 | 0 | 0 | 0 | 0 | 0 |
| 5月 | 0 | 0 | 0 | 0 | 0 | 0 | 0 | 0 | 0 | 0 | 0 | 0 | 0 | 0 | 0 | 0 | 0 | 0 |
| 6月 | 0 | 0 | 0 | 0 | 0 | 0 | 0 | 0 | 0 | 0 | 0 | 0 | 0 | 0 | 0 | 0 | 0 | 0 |
| 7月 | 0 | 0 | 0 | 0 | 0 | 0 | 0 | 0 | 0 | 0 | 0 | 0 | 0 | 0 | 0 | 0 | 0 | 0 |
| 8月 | 0 | 0 | 0 | 0 | 0 | 0 | 0 | 0 | 0 | 0 | 0 | 0 | 0 | 0 | 0 | 0 | 0 | 0 |
| 9月 | 0 | 0 | 0 | 0 | 0 | 0 | 0 | 0 | 0 | 0 | 0 | 0 | 0 | 0 | 0 | 0 | 0 | 0 |
| 10月 | 0 | 0 | 0 | 0 | 0 | 0 | 0 | 0 | 0 | 0 | 0 | 0 | 0 | 0 | 0 | 0 | 0 | 0 |
| 11月 | 0 | 0 | 0 | 0 | 0 | 0 | 0 | 0 | 0 | 0 | 0 | 0 | 0 | 0 | 0 | 0 | 0 | 0 |
| 12月 | 0 | 0 | 0 | 0 | 0 | 0 | 0 | 0 | 0 | 0 | 0 | 0 | 0 | 0 | 0 | 0 | 0 | 0 |
| 令和5年1月 | 0 | 0 | 0 | 0 | 0 | 0 | 0 | 0 | 0 | 0 | 0 | 0 | 0 | 0 | 0 | 0 | 0 | 0 |
| 2月 | 0 | 0 | 0 | 0 | 0 | 0 | 0 | 0 | 0 | 0 | 0 | 0 | 0 | 0 | 0 | 0 | 0 | 0 |
| 3月 | 0 | 0 | 0 | 0 | 0 | 0 | 0 | 0 | 0 | 0 | 0 | 0 | 0 | 0 | 0 | 0 | 0 | 0 |
| 合計 | 0 | 0 | 0 | 0 | 0 | 0 | 0 | 0 | 0 | 0 | 0 | 0 | 0 | 0 | 0 | 0 | 0 | 0 |

公費負担医療（国民健康保険）

I-5-(2)-④ 法別月別審査支払状況（戦傷病者・母子保健）

【G_戦傷病者】公費番号13,14

| 区分 審査月 | 医科 | | | 歯科 | | | 調剤 | | | 訪問看護 | | | 食事療養費（医科） | | | 食事療養費（歯科） | | |
|-----------|----|----|-----|----|----|-----|----|----|-----|------|----|-----|-----------|----|-----|-----------|----|-----|
| | 件数 | 日数 | 医療費 | 件数 | 日数 | 医療費 | 件数 | 日数 | 医療費 | 件数 | 日数 | 医療費 | 件数 | 回数 | 医療費 | 件数 | 回数 | 医療費 |
| 令和3年度 | 0 | 0 | 0 | 0 | 0 | 0 | 0 | 0 | 0 | 0 | 0 | 0 | 0 | 0 | 0 | 0 | 0 | 0 |
| 令和4年4月 | 0 | 0 | 0 | 0 | 0 | 0 | 0 | 0 | 0 | 0 | 0 | 0 | 0 | 0 | 0 | 0 | 0 | 0 |
| 5月 | 0 | 0 | 0 | 0 | 0 | 0 | 0 | 0 | 0 | 0 | 0 | 0 | 0 | 0 | 0 | 0 | 0 | 0 |
| 6月 | 0 | 0 | 0 | 0 | 0 | 0 | 0 | 0 | 0 | 0 | 0 | 0 | 0 | 0 | 0 | 0 | 0 | 0 |
| 7月 | 0 | 0 | 0 | 0 | 0 | 0 | 0 | 0 | 0 | 0 | 0 | 0 | 0 | 0 | 0 | 0 | 0 | 0 |
| 8月 | 0 | 0 | 0 | 0 | 0 | 0 | 0 | 0 | 0 | 0 | 0 | 0 | 0 | 0 | 0 | 0 | 0 | 0 |
| 9月 | 0 | 0 | 0 | 0 | 0 | 0 | 0 | 0 | 0 | 0 | 0 | 0 | 0 | 0 | 0 | 0 | 0 | 0 |
| 10月 | 0 | 0 | 0 | 0 | 0 | 0 | 0 | 0 | 0 | 0 | 0 | 0 | 0 | 0 | 0 | 0 | 0 | 0 |
| 11月 | 0 | 0 | 0 | 0 | 0 | 0 | 0 | 0 | 0 | 0 | 0 | 0 | 0 | 0 | 0 | 0 | 0 | 0 |
| 12月 | 0 | 0 | 0 | 0 | 0 | 0 | 0 | 0 | 0 | 0 | 0 | 0 | 0 | 0 | 0 | 0 | 0 | 0 |
| 令和5年1月 | 0 | 0 | 0 | 0 | 0 | 0 | 0 | 0 | 0 | 0 | 0 | 0 | 0 | 0 | 0 | 0 | 0 | 0 |
| 2月 | 0 | 0 | 0 | 0 | 0 | 0 | 0 | 0 | 0 | 0 | 0 | 0 | 0 | 0 | 0 | 0 | 0 | 0 |
| 3月 | 0 | 0 | 0 | 0 | 0 | 0 | 0 | 0 | 0 | 0 | 0 | 0 | 0 | 0 | 0 | 0 | 0 | 0 |
| 合計 | 0 | 0 | 0 | 0 | 0 | 0 | 0 | 0 | 0 | 0 | 0 | 0 | 0 | 0 | 0 | 0 | 0 | 0 |

【H_母子保健】公費番号23

| 区分 審査月 | 医科 | | | 歯科 | | | 調剤 | | | 訪問看護 | | | 食事療養費（医科） | | | 食事療養費（歯科） | | |
|-----------|----|-----|------------|----|----|-----|----|----|-----|------|----|-----|-----------|-------|---------|-----------|----|-----|
| | 件数 | 日数 | 医療費 | 件数 | 日数 | 医療費 | 件数 | 日数 | 医療費 | 件数 | 日数 | 医療費 | 件数 | 回数 | 医療費 | 件数 | 回数 | 医療費 |
| 令和3年度 | 30 | 461 | 44,242,320 | 0 | 0 | 0 | 0 | 0 | 0 | 0 | 0 | 0 | 27 | 902 | 577,730 | 0 | 0 | 0 |
| 令和4年4月 | 4 | 72 | 10,879,410 | 0 | 0 | 0 | 0 | 0 | 0 | 0 | 0 | 0 | 3 | 189 | 120,960 | 0 | 0 | 0 |
| 5月 | 4 | 68 | 6,958,500 | 0 | 0 | 0 | 0 | 0 | 0 | 0 | 0 | 0 | 3 | 106 | 67,840 | 0 | 0 | 0 |
| 6月 | 6 | 106 | 6,350,140 | 0 | 0 | 0 | 0 | 0 | 0 | 0 | 0 | 0 | 5 | 297 | 190,080 | 0 | 0 | 0 |
| 7月 | 5 | 50 | 8,399,480 | 0 | 0 | 0 | 0 | 0 | 0 | 0 | 0 | 0 | 3 | 24 | 15,360 | 0 | 0 | 0 |
| 8月 | 0 | 0 | 0 | 0 | 0 | 0 | 0 | 0 | 0 | 0 | 0 | 0 | 0 | 0 | 0 | 0 | 0 | 0 |
| 9月 | 4 | 22 | 2,049,820 | 0 | 0 | 0 | 0 | 0 | 0 | 0 | 0 | 0 | 4 | 58 | 37,120 | 0 | 0 | 0 |
| 10月 | 2 | 31 | 4,392,520 | 0 | 0 | 0 | 0 | 0 | 0 | 0 | 0 | 0 | 1 | 66 | 42,240 | 0 | 0 | 0 |
| 11月 | 4 | 61 | 2,317,530 | 0 | 0 | 0 | 0 | 0 | 0 | 0 | 0 | 0 | 4 | 155 | 99,200 | 0 | 0 | 0 |
| 12月 | 3 | 21 | 2,040,830 | 0 | 0 | 0 | 0 | 0 | 0 | 0 | 0 | 0 | 3 | 55 | 35,200 | 0 | 0 | 0 |
| 令和5年1月 | 0 | 0 | 0 | 0 | 0 | 0 | 0 | 0 | 0 | 0 | 0 | 0 | 0 | 0 | 0 | 0 | 0 | 0 |
| 2月 | 3 | 33 | 3,385,300 | 0 | 0 | 0 | 0 | 0 | 0 | 0 | 0 | 0 | 3 | 88 | 56,320 | 0 | 0 | 0 |
| 3月 | 1 | 4 | 194,420 | 0 | 0 | 0 | 0 | 0 | 0 | 0 | 0 | 0 | 1 | 10 | 6,400 | 0 | 0 | 0 |
| 合計 | 36 | 468 | 46,967,950 | 0 | 0 | 0 | 0 | 0 | 0 | 0 | 0 | 0 | 30 | 1,048 | 670,720 | 0 | 0 | 0 |

公費負担医療（国民健康保険）

I-5-(2)-⑤ 法別月別審査支払状況（特定疾患・小児慢性）

【I_特定疾患】公費番号51

| 区分 審査月 | 医科 | | | 歯科 | | | 調剤 | | | 訪問看護 | | | 食事療養費（医科） | | | 食事療養費（歯科） | | |
|-----------|-----|-----|-------------|----|----|-----|-----|-----|------------|------|----|---------|-----------|-----|--------|-----------|----|-----|
| | 件数 | 日数 | 医療費 | 件数 | 日数 | 医療費 | 件数 | 日数 | 医療費 | 件数 | 日数 | 医療費 | 件数 | 回数 | 医療費 | 件数 | 回数 | 医療費 |
| 令和3年度 | 188 | 274 | 112,593,120 | 0 | 0 | 0 | 117 | 127 | 16,875,010 | 13 | 46 | 551,210 | 3 | 119 | 83,428 | 0 | 0 | 0 |
| 令和4年4月 | 17 | 21 | 10,633,940 | 0 | 0 | 0 | 7 | 7 | 2,315,110 | 1 | 4 | 46,070 | 0 | 0 | 0 | 0 | 0 | 0 |
| 5月 | 13 | 19 | 9,817,400 | 0 | 0 | 0 | 7 | 9 | 1,568,610 | 0 | 0 | 0 | 0 | 0 | 0 | 0 | 0 | 0 |
| 6月 | 13 | 18 | 12,241,260 | 0 | 0 | 0 | 7 | 8 | 54,610 | 0 | 0 | 0 | 1 | 1 | 690 | 0 | 0 | 0 |
| 7月 | 19 | 28 | 12,276,080 | 0 | 0 | 0 | 10 | 10 | 2,266,770 | 2 | 7 | 81,530 | 1 | 15 | 9,900 | 0 | 0 | 0 |
| 8月 | 10 | 14 | 4,536,340 | 0 | 0 | 0 | 6 | 6 | 1,129,110 | 1 | 4 | 45,040 | 0 | 0 | 0 | 0 | 0 | 0 |
| 9月 | 13 | 21 | 17,341,610 | 0 | 0 | 0 | 8 | 10 | 77,420 | 1 | 3 | 36,490 | 0 | 0 | 0 | 0 | 0 | 0 |
| 10月 | 12 | 18 | 5,005,350 | 0 | 0 | 0 | 7 | 7 | 2,209,630 | 1 | 4 | 45,040 | 0 | 0 | 0 | 0 | 0 | 0 |
| 11月 | 16 | 27 | 11,946,010 | 0 | 0 | 0 | 6 | 6 | 1,111,730 | 1 | 3 | 36,490 | 0 | 0 | 0 | 0 | 0 | 0 |
| 12月 | 13 | 16 | 6,822,960 | 0 | 0 | 0 | 6 | 7 | 66,370 | 1 | 3 | 36,490 | 1 | 1 | 690 | 0 | 0 | 0 |
| 令和5年1月 | 15 | 22 | 9,998,460 | 0 | 0 | 0 | 8 | 8 | 161,390 | 1 | 6 | 66,340 | 0 | 0 | 0 | 0 | 0 | 0 |
| 2月 | 13 | 31 | 10,795,490 | 0 | 0 | 0 | 6 | 8 | 143,530 | 1 | 4 | 45,040 | 1 | 11 | 7,898 | 0 | 0 | 0 |
| 3月 | 12 | 19 | 10,375,480 | 0 | 0 | 0 | 8 | 9 | 9,003,350 | 1 | 4 | 49,240 | 0 | 0 | 0 | 0 | 0 | 0 |
| 合計 | 166 | 254 | 121,790,380 | 0 | 0 | 0 | 86 | 95 | 20,107,630 | 11 | 42 | 487,770 | 4 | 28 | 19,178 | 0 | 0 | 0 |

【J_小児慢性】公費番号52

| 区分 審査月 | 医科 | | | 歯科 | | | 調剤 | | | 訪問看護 | | | 食事療養費（医科） | | | 食事療養費（歯科） | | |
|-----------|-----|-------|-------------|----|----|--------|-----|-----|-------------|------|-----|-----------|-----------|-------|-----------|-----------|----|-----|
| | 件数 | 日数 | 医療費 | 件数 | 日数 | 医療費 | 件数 | 日数 | 医療費 | 件数 | 日数 | 医療費 | 件数 | 回数 | 医療費 | 件数 | 回数 | 医療費 |
| 令和3年度 | 719 | 1,840 | 156,952,400 | 5 | 10 | 13,800 | 442 | 499 | 283,885,480 | 46 | 155 | 1,973,290 | 46 | 1,188 | 774,662 | 0 | 0 | 0 |
| 令和4年4月 | 73 | 195 | 20,209,510 | 3 | 4 | 15,590 | 43 | 48 | 38,537,860 | 4 | 31 | 481,860 | 4 | 117 | 75,430 | 0 | 0 | 0 |
| 5月 | 59 | 197 | 18,483,650 | 2 | 2 | 7,560 | 31 | 35 | 5,508,170 | 3 | 27 | 396,070 | 8 | 273 | 170,570 | 0 | 0 | 0 |
| 6月 | 51 | 152 | 15,503,470 | 1 | 2 | 16,700 | 28 | 34 | 26,912,450 | 3 | 16 | 223,820 | 3 | 63 | 37,505 | 0 | 0 | 0 |
| 7月 | 54 | 147 | 15,523,940 | 1 | 2 | 15,590 | 35 | 46 | 4,465,420 | 5 | 44 | 619,600 | 3 | 179 | 106,105 | 0 | 0 | 0 |
| 8月 | 54 | 177 | 15,857,680 | 2 | 3 | 17,390 | 31 | 39 | 37,594,940 | 6 | 46 | 646,940 | 5 | 234 | 176,550 | 0 | 0 | 0 |
| 9月 | 59 | 143 | 5,827,080 | 0 | 0 | 0 | 34 | 44 | 26,755,990 | 5 | 34 | 410,000 | 2 | 181 | 109,795 | 0 | 0 | 0 |
| 10月 | 52 | 137 | 14,320,890 | 0 | 0 | 0 | 34 | 41 | 5,211,710 | 5 | 41 | 468,350 | 3 | 180 | 109,450 | 0 | 0 | 0 |
| 11月 | 55 | 144 | 22,302,520 | 0 | 0 | 0 | 29 | 34 | 3,193,170 | 6 | 37 | 504,590 | 5 | 186 | 113,095 | 0 | 0 | 0 |
| 12月 | 58 | 107 | 13,089,890 | 0 | 0 | 0 | 31 | 37 | 27,586,970 | 5 | 38 | 488,800 | 2 | 87 | 55,780 | 0 | 0 | 0 |
| 令和5年1月 | 61 | 126 | 14,909,290 | 0 | 0 | 0 | 37 | 50 | 37,864,960 | 5 | 29 | 421,950 | 7 | 133 | 85,622 | 0 | 0 | 0 |
| 2月 | 54 | 133 | 12,502,250 | 1 | 1 | 2,580 | 33 | 43 | 4,166,290 | 5 | 30 | 396,200 | 3 | 162 | 103,780 | 0 | 0 | 0 |
| 3月 | 48 | 98 | 11,504,510 | 0 | 0 | 0 | 35 | 46 | 33,350,380 | 5 | 32 | 395,100 | 3 | 79 | 50,660 | 0 | 0 | 0 |
| 合計 | 678 | 1,756 | 180,034,680 | 10 | 14 | 75,410 | 401 | 497 | 251,148,310 | 57 | 405 | 5,453,280 | 48 | 1,874 | 1,194,342 | 0 | 0 | 0 |

公費負担医療（国民健康保険）

I-5-(2)-⑥法別月別審査支払状況（福祉施設措置・感染症）

【K_福祉施設措置】公費番号53

| 区分 審査月 | 医科 | | | 歯科 | | | 調剤 | | | 訪問看護 | | | 食事療養費（医科） | | | 食事療養費（歯科） | | |
|-----------|-----|-------|------------|----|-----|---------|-----|-----|-----------|------|----|-----|-----------|-------|-----------|-----------|----|-----|
| | 件数 | 日数 | 医療費 | 件数 | 日数 | 医療費 | 件数 | 日数 | 医療費 | 件数 | 日数 | 医療費 | 件数 | 回数 | 医療費 | 件数 | 回数 | 医療費 |
| 令和3年度 | 768 | 2,213 | 44,895,520 | 84 | 111 | 727,320 | 369 | 468 | 3,242,280 | 0 | 0 | 0 | 46 | 3,488 | 2,076,653 | 0 | 0 | 0 |
| 令和4年4月 | 63 | 117 | 2,585,410 | 2 | 3 | 15,880 | 41 | 47 | 358,390 | 0 | 0 | 0 | 1 | 93 | 55,025 | 0 | 0 | 0 |
| 5月 | 56 | 102 | 2,068,140 | 3 | 4 | 27,660 | 35 | 46 | 328,920 | 0 | 0 | 0 | 2 | 94 | 55,960 | 0 | 0 | 0 |
| 6月 | 60 | 107 | 2,087,750 | 6 | 9 | 54,820 | 35 | 38 | 190,760 | 0 | 0 | 0 | 2 | 98 | 58,375 | 0 | 0 | 0 |
| 7月 | 61 | 107 | 1,974,140 | 9 | 12 | 83,260 | 38 | 41 | 207,800 | 0 | 0 | 0 | 1 | 90 | 53,250 | 0 | 0 | 0 |
| 8月 | 64 | 116 | 2,104,490 | 11 | 12 | 86,290 | 37 | 43 | 258,840 | 0 | 0 | 0 | 1 | 93 | 55,025 | 0 | 0 | 0 |
| 9月 | 55 | 110 | 2,057,300 | 13 | 20 | 154,700 | 29 | 33 | 214,510 | 0 | 0 | 0 | 2 | 152 | 93,785 | 0 | 0 | 0 |
| 10月 | 47 | 118 | 2,335,000 | 13 | 24 | 149,740 | 31 | 35 | 233,240 | 0 | 0 | 0 | 2 | 180 | 112,350 | 0 | 0 | 0 |
| 11月 | 62 | 141 | 2,471,360 | 9 | 15 | 111,930 | 35 | 41 | 289,480 | 0 | 0 | 0 | 3 | 211 | 131,595 | 0 | 0 | 0 |
| 12月 | 52 | 125 | 2,249,320 | 5 | 6 | 36,870 | 29 | 34 | 230,850 | 0 | 0 | 0 | 2 | 176 | 109,740 | 0 | 0 | 0 |
| 令和5年1月 | 60 | 104 | 2,001,790 | 7 | 9 | 48,680 | 34 | 39 | 230,930 | 0 | 0 | 0 | 2 | 98 | 58,325 | 0 | 0 | 0 |
| 2月 | 56 | 94 | 2,081,290 | 5 | 5 | 22,840 | 30 | 32 | 222,410 | 0 | 0 | 0 | 1 | 93 | 55,025 | 0 | 0 | 0 |
| 3月 | 54 | 97 | 1,814,810 | 11 | 13 | 86,690 | 35 | 43 | 234,490 | 0 | 0 | 0 | 1 | 84 | 49,700 | 0 | 0 | 0 |
| 合計 | 690 | 1,338 | 25,830,800 | 94 | 132 | 879,360 | 409 | 472 | 3,000,620 | 0 | 0 | 0 | 20 | 1,462 | 888,155 | 0 | 0 | 0 |

【L_感染症】公費番号28,29

| 区分 審査月 | 医科 | | | 歯科 | | | 調剤 | | | 訪問看護 | | | 食事療養費（医科） | | | 食事療養費（歯科） | | |
|-----------|--------|--------|---------------|----|----|---------|-------|-------|------------|------|----|---------|-----------|--------|------------|-----------|----|-----|
| | 件数 | 日数 | 医療費 | 件数 | 日数 | 医療費 | 件数 | 日数 | 医療費 | 件数 | 日数 | 医療費 | 件数 | 回数 | 医療費 | 件数 | 回数 | 医療費 |
| 令和3年度 | 17,568 | 23,229 | 609,468,880 | 3 | 3 | 32,000 | 46 | 54 | 186,540 | 0 | 0 | 0 | 594 | 12,662 | 8,261,119 | 0 | 0 | 0 |
| 令和4年4月 | 3,702 | 4,159 | 46,580,010 | 4 | 4 | 34,000 | 107 | 118 | 441,820 | 0 | 0 | 0 | 21 | 395 | 261,812 | 0 | 0 | 0 |
| 5月 | 3,339 | 3,787 | 41,260,680 | 5 | 5 | 38,440 | 119 | 136 | 527,200 | 0 | 0 | 0 | 25 | 391 | 264,092 | 0 | 0 | 0 |
| 6月 | 4,034 | 4,664 | 65,654,450 | 3 | 3 | 25,500 | 250 | 272 | 984,440 | 0 | 0 | 0 | 44 | 915 | 617,463 | 0 | 0 | 0 |
| 7月 | 3,108 | 3,697 | 41,935,410 | 2 | 1 | 17,000 | 142 | 159 | 543,430 | 0 | 0 | 0 | 55 | 841 | 554,404 | 0 | 0 | 0 |
| 8月 | 7,062 | 7,871 | 68,658,970 | 4 | 4 | 34,000 | 629 | 679 | 2,451,190 | 0 | 0 | 0 | 26 | 503 | 241,770 | 0 | 0 | 0 |
| 9月 | 12,826 | 14,642 | 130,406,770 | 5 | 5 | 40,000 | 1,601 | 1,739 | 6,386,260 | 1 | 1 | 26,650 | 60 | 1,071 | 705,607 | 0 | 0 | 0 |
| 10月 | 7,289 | 9,014 | 131,426,440 | 2 | 2 | 11,500 | 845 | 922 | 3,671,280 | 2 | 2 | 73,080 | 142 | 2,600 | 1,670,680 | 0 | 0 | 0 |
| 11月 | 5,054 | 6,683 | 128,954,820 | 1 | 1 | 8,500 | 330 | 358 | 3,661,630 | 2 | 4 | 94,300 | 150 | 3,002 | 1,997,464 | 0 | 0 | 0 |
| 12月 | 7,671 | 10,760 | 192,011,090 | 7 | 7 | 54,000 | 908 | 983 | 16,477,240 | 2 | 6 | 97,900 | 244 | 6,303 | 4,200,674 | 0 | 0 | 0 |
| 令和5年1月 | 10,012 | 12,537 | 183,776,170 | 1 | 1 | 8,500 | 1,415 | 1,492 | 27,182,280 | 2 | 3 | 43,750 | 171 | 3,487 | 2,297,730 | 0 | 0 | 0 |
| 2月 | 9,486 | 11,570 | 169,195,620 | 2 | 2 | 17,000 | 975 | 1,048 | 20,121,860 | 3 | 8 | 195,380 | 160 | 3,331 | 2,202,489 | 0 | 0 | 0 |
| 3月 | 6,405 | 8,107 | 152,768,130 | 2 | 2 | 17,000 | 275 | 298 | 6,178,160 | 0 | 0 | 0 | 140 | 3,305 | 2,135,115 | 0 | 0 | 0 |
| 合計 | 79,988 | 97,491 | 1,352,628,560 | 38 | 37 | 305,440 | 7,596 | 8,204 | 88,626,790 | 12 | 24 | 531,060 | 1,238 | 26,144 | 17,149,300 | 0 | 0 | 0 |

公費負担医療（国民健康保険）

I-5-(2)-⑦法別月別審査支払状況（石綿・肝炎医療）

【M_石綿による健康被害救済】公費番号66

| 区分 審査月 | 医科 | | | 歯科 | | | 調剤 | | | 訪問看護 | | | 食事療養費（医科） | | | 食事療養費（歯科） | | |
|-----------|----|-----|------------|----|----|-----|----|----|---------|------|----|---------|-----------|-----|---------|-----------|----|-----|
| | 件数 | 日数 | 医療費 | 件数 | 日数 | 医療費 | 件数 | 日数 | 医療費 | 件数 | 日数 | 医療費 | 件数 | 回数 | 医療費 | 件数 | 回数 | 医療費 |
| 令和3年度 | 39 | 134 | 10,613,700 | 0 | 0 | 0 | 27 | 32 | 611,640 | 2 | 8 | 117,080 | 4 | 119 | 79,728 | 0 | 0 | 0 |
| 令和4年4月 | 5 | 7 | 153,980 | 0 | 0 | 0 | 3 | 4 | 64,760 | 0 | 0 | 0 | 0 | 0 | 0 | 0 | 0 | 0 |
| 5月 | 4 | 31 | 2,268,420 | 0 | 0 | 0 | 2 | 3 | 21,650 | 0 | 0 | 0 | 1 | 64 | 46,924 | 0 | 0 | 0 |
| 6月 | 3 | 33 | 4,582,800 | 0 | 0 | 0 | 4 | 10 | 105,660 | 0 | 0 | 0 | 1 | 93 | 68,138 | 0 | 0 | 0 |
| 7月 | 5 | 31 | 6,053,570 | 0 | 0 | 0 | 2 | 7 | 66,550 | 0 | 0 | 0 | 1 | 61 | 44,776 | 0 | 0 | 0 |
| 8月 | 5 | 12 | 2,451,220 | 0 | 0 | 0 | 4 | 5 | 121,290 | 0 | 0 | 0 | 0 | 0 | 0 | 0 | 0 | 0 |
| 9月 | 5 | 29 | 3,644,010 | 0 | 0 | 0 | 2 | 6 | 66,690 | 0 | 0 | 0 | 0 | 0 | 0 | 0 | 0 | 0 |
| 10月 | 4 | 7 | 1,547,760 | 0 | 0 | 0 | 3 | 5 | 60,720 | 0 | 0 | 0 | 0 | 0 | 0 | 0 | 0 | 0 |
| 11月 | 3 | 26 | 1,623,030 | 0 | 0 | 0 | 1 | 2 | 22,860 | 0 | 0 | 0 | 1 | 64 | 46,924 | 0 | 0 | 0 |
| 12月 | 3 | 24 | 752,820 | 0 | 0 | 0 | 3 | 4 | 52,610 | 0 | 0 | 0 | 0 | 0 | 0 | 0 | 0 | 0 |
| 令和5年1月 | 3 | 6 | 192,670 | 0 | 0 | 0 | 4 | 10 | 108,550 | 0 | 0 | 0 | 0 | 0 | 0 | 0 | 0 | 0 |
| 2月 | 1 | 3 | 49,900 | 0 | 0 | 0 | 2 | 5 | 72,380 | 0 | 0 | 0 | 0 | 0 | 0 | 0 | 0 | 0 |
| 3月 | 1 | 1 | 47,980 | 0 | 0 | 0 | 2 | 2 | 47,600 | 0 | 0 | 0 | 0 | 0 | 0 | 0 | 0 | 0 |
| 合計 | 42 | 210 | 23,368,160 | 0 | 0 | 0 | 32 | 63 | 811,320 | 0 | 0 | 0 | 4 | 282 | 206,762 | 0 | 0 | 0 |

【N_肝炎医療】公費番号38

| 区分 審査月 | 医科 | | | 歯科 | | | 調剤 | | | 訪問看護 | | | 食事療養費（医科） | | | 食事療養費（歯科） | | |
|-----------|-----|-------|------------|----|----|-------|-----|-----|------------|------|----|-----|-----------|----|-----|-----------|----|-----|
| | 件数 | 日数 | 医療費 | 件数 | 日数 | 医療費 | 件数 | 日数 | 医療費 | 件数 | 日数 | 医療費 | 件数 | 回数 | 医療費 | 件数 | 回数 | 医療費 |
| 令和3年度 | 333 | 799 | 72,974,620 | 0 | 0 | 0 | 753 | 787 | 68,222,300 | 0 | 0 | 0 | 0 | 0 | 0 | 0 | 0 | 0 |
| 令和4年4月 | 29 | 76 | 4,802,270 | 1 | 1 | 2,460 | 81 | 85 | 7,952,110 | 0 | 0 | 0 | 0 | 0 | 0 | 0 | 0 | 0 |
| 5月 | 22 | 47 | 3,114,800 | 0 | 0 | 0 | 66 | 67 | 7,451,780 | 0 | 0 | 0 | 0 | 0 | 0 | 0 | 0 | 0 |
| 6月 | 25 | 91 | 8,689,750 | 0 | 0 | 0 | 43 | 44 | 4,540,760 | 0 | 0 | 0 | 0 | 0 | 0 | 0 | 0 | 0 |
| 7月 | 37 | 87 | 6,818,260 | 0 | 0 | 0 | 74 | 76 | 5,199,050 | 0 | 0 | 0 | 0 | 0 | 0 | 0 | 0 | 0 |
| 8月 | 20 | 62 | 5,557,090 | 0 | 0 | 0 | 55 | 55 | 3,898,140 | 0 | 0 | 0 | 0 | 0 | 0 | 0 | 0 | 0 |
| 9月 | 39 | 132 | 10,325,380 | 0 | 0 | 0 | 60 | 65 | 5,962,520 | 0 | 0 | 0 | 0 | 0 | 0 | 0 | 0 | 0 |
| 10月 | 32 | 136 | 6,937,330 | 0 | 0 | 0 | 72 | 76 | 13,042,270 | 0 | 0 | 0 | 0 | 0 | 0 | 0 | 0 | 0 |
| 11月 | 28 | 105 | 7,535,200 | 0 | 0 | 0 | 68 | 72 | 14,978,890 | 0 | 0 | 0 | 0 | 0 | 0 | 0 | 0 | 0 |
| 12月 | 28 | 75 | 6,583,620 | 0 | 0 | 0 | 47 | 49 | 3,656,650 | 0 | 0 | 0 | 0 | 0 | 0 | 0 | 0 | 0 |
| 令和5年1月 | 27 | 53 | 2,560,180 | 0 | 0 | 0 | 80 | 81 | 8,665,540 | 0 | 0 | 0 | 0 | 0 | 0 | 0 | 0 | 0 |
| 2月 | 23 | 101 | 2,459,950 | 0 | 0 | 0 | 58 | 61 | 7,912,560 | 0 | 0 | 0 | 0 | 0 | 0 | 0 | 0 | 0 |
| 3月 | 24 | 74 | 3,220,270 | 0 | 0 | 0 | 47 | 50 | 8,538,260 | 0 | 0 | 0 | 0 | 0 | 0 | 0 | 0 | 0 |
| 合計 | 334 | 1,039 | 68,604,100 | 1 | 1 | 2,460 | 751 | 781 | 91,798,530 | 0 | 0 | 0 | 0 | 0 | 0 | 0 | 0 | 0 |

公費負担医療（国民健康保険）

I-5-(2)-⑧法別月別審査支払状況（特定B型肝炎・難病）

【O_特定B型肝炎医療】公費番号62

| 区分 審査月 | 内科 | | | 歯科 | | | 調剤 | | | 訪問看護 | | | 食事療養費（内科） | | | 食事療養費（歯科） | | |
|-----------|----|-----|-----------|----|----|-----|----|----|-----|------|----|-----|-----------|----|-----|-----------|----|-----|
| | 件数 | 日数 | 医療費 | 件数 | 日数 | 医療費 | 件数 | 日数 | 医療費 | 件数 | 日数 | 医療費 | 件数 | 回数 | 医療費 | 件数 | 回数 | 医療費 |
| 令和3年度 | 81 | 77 | 1,296,960 | 0 | 0 | 0 | 0 | 0 | 0 | 0 | 0 | 0 | 0 | 0 | 0 | 0 | 0 | 0 |
| 令和4年4月 | 8 | 8 | 102,530 | 0 | 0 | 0 | 0 | 0 | 0 | 0 | 0 | 0 | 0 | 0 | 0 | 0 | 0 | 0 |
| 5月 | 12 | 14 | 159,310 | 0 | 0 | 0 | 0 | 0 | 0 | 0 | 0 | 0 | 0 | 0 | 0 | 0 | 0 | 0 |
| 6月 | 5 | 5 | 60,060 | 0 | 0 | 0 | 0 | 0 | 0 | 0 | 0 | 0 | 0 | 0 | 0 | 0 | 0 | 0 |
| 7月 | 9 | 9 | 124,790 | 0 | 0 | 0 | 0 | 0 | 0 | 0 | 0 | 0 | 0 | 0 | 0 | 0 | 0 | 0 |
| 8月 | 7 | 7 | 88,140 | 0 | 0 | 0 | 0 | 0 | 0 | 0 | 0 | 0 | 0 | 0 | 0 | 0 | 0 | 0 |
| 9月 | 12 | 12 | 253,000 | 0 | 0 | 0 | 0 | 0 | 0 | 0 | 0 | 0 | 0 | 0 | 0 | 0 | 0 | 0 |
| 10月 | 8 | 9 | 137,210 | 0 | 0 | 0 | 0 | 0 | 0 | 0 | 0 | 0 | 0 | 0 | 0 | 0 | 0 | 0 |
| 11月 | 7 | 13 | 106,380 | 0 | 0 | 0 | 0 | 0 | 0 | 0 | 0 | 0 | 0 | 0 | 0 | 0 | 0 | 0 |
| 12月 | 8 | 10 | 114,770 | 0 | 0 | 0 | 0 | 0 | 0 | 0 | 0 | 0 | 0 | 0 | 0 | 0 | 0 | 0 |
| 令和5年1月 | 5 | 6 | 65,620 | 0 | 0 | 0 | 0 | 0 | 0 | 0 | 0 | 0 | 0 | 0 | 0 | 0 | 0 | 0 |
| 2月 | 7 | 10 | 85,810 | 0 | 0 | 0 | 0 | 0 | 0 | 0 | 0 | 0 | 0 | 0 | 0 | 0 | 0 | 0 |
| 3月 | 11 | 14 | 149,980 | 0 | 0 | 0 | 0 | 0 | 0 | 0 | 0 | 0 | 0 | 0 | 0 | 0 | 0 | 0 |
| 合計 | 99 | 117 | 1,447,600 | 0 | 0 | 0 | 0 | 0 | 0 | 0 | 0 | 0 | 0 | 0 | 0 | 0 | 0 | 0 |

【P_難病法】公費番号54

| 区分 審査月 | 内科 | | | 歯科 | | | 調剤 | | | 訪問看護 | | | 食事療養費（内科） | | | 食事療養費（歯科） | | |
|-----------|--------|--------|---------------|----|-----|---------|-------|-------|-------------|-------|--------|-------------|-----------|-----|---------|-----------|----|-----|
| | 件数 | 日数 | 医療費 | 件数 | 日数 | 医療費 | 件数 | 日数 | 医療費 | 件数 | 日数 | 医療費 | 件数 | 回数 | 医療費 | 件数 | 回数 | 医療費 |
| 令和3年度 | 11,505 | 46,801 | 1,730,567,200 | 66 | 119 | 939,800 | 8,249 | 9,721 | 812,062,530 | 2,092 | 18,135 | 203,158,210 | 5 | 360 | 251,872 | 0 | 0 | 0 |
| 令和4年4月 | 1,005 | 3,830 | 166,682,250 | 4 | 5 | 22,030 | 763 | 898 | 91,441,880 | 179 | 1,644 | 18,483,290 | 0 | 0 | 0 | 0 | 0 | 0 |
| 5月 | 931 | 3,352 | 122,684,000 | 7 | 10 | 56,980 | 685 | 795 | 51,411,780 | 175 | 1,486 | 16,501,450 | 0 | 0 | 0 | 0 | 0 | 0 |
| 6月 | 919 | 3,520 | 162,127,240 | 5 | 14 | 59,890 | 662 | 764 | 55,141,150 | 185 | 1,514 | 16,644,360 | 1 | 5 | 3,730 | 0 | 0 | 0 |
| 7月 | 1,073 | 3,867 | 154,954,910 | 5 | 7 | 35,320 | 745 | 877 | 67,495,360 | 184 | 1,648 | 18,256,880 | 0 | 0 | 0 | 0 | 0 | 0 |
| 8月 | 1,000 | 3,830 | 149,446,060 | 4 | 6 | 20,880 | 695 | 806 | 53,873,960 | 188 | 1,579 | 17,282,290 | 0 | 0 | 0 | 0 | 0 | 0 |
| 9月 | 975 | 3,623 | 159,122,890 | 3 | 6 | 18,980 | 734 | 870 | 65,024,120 | 168 | 1,513 | 16,452,320 | 0 | 0 | 0 | 0 | 0 | 0 |
| 10月 | 923 | 3,547 | 145,684,620 | 6 | 13 | 55,340 | 704 | 822 | 63,511,070 | 173 | 1,520 | 17,039,250 | 0 | 0 | 0 | 0 | 0 | 0 |
| 11月 | 934 | 3,329 | 134,325,980 | 3 | 4 | 19,900 | 667 | 779 | 64,424,060 | 195 | 1,629 | 18,238,900 | 4 | 253 | 163,720 | 0 | 0 | 0 |
| 12月 | 955 | 3,516 | 138,399,170 | 5 | 6 | 52,700 | 656 | 760 | 57,824,300 | 179 | 1,447 | 16,079,070 | 0 | 0 | 0 | 0 | 0 | 0 |
| 令和5年1月 | 937 | 3,424 | 143,555,050 | 2 | 5 | 8,700 | 709 | 824 | 64,272,540 | 168 | 1,439 | 16,210,670 | 0 | 0 | 0 | 0 | 0 | 0 |
| 2月 | 884 | 3,382 | 133,843,440 | 4 | 5 | 23,150 | 633 | 743 | 59,220,080 | 181 | 1,488 | 16,534,590 | 1 | 78 | 53,560 | 0 | 0 | 0 |
| 3月 | 877 | 1,281 | 142,618,040 | 2 | 5 | 15,440 | 651 | 745 | 54,147,320 | 164 | 1,313 | 14,679,040 | 0 | 0 | 0 | 0 | 0 | 0 |
| 合計 | 11,413 | 40,501 | 1,753,443,650 | 50 | 86 | 389,310 | 8,304 | 9,683 | 747,787,620 | 2,139 | 18,220 | 202,402,110 | 6 | 336 | 221,010 | 0 | 0 | 0 |

I—6 公費負担医療

後期高齢者医療

公費負担医療（後期高齢者医療）

I-6-(1) 公費負担医療審査支払状況

| 区分 公費名称 | 医科 | | | 歯科 | | | 調剤 | | | 訪問看護 | | | 食事療養費（医科） | | | 食事療養費（歯科） | | |
|------------|--------|---------|---------------|-----|-----|-----------|--------|--------|---------------|-------|--------|-------------|-----------|--------|------------|-----------|----|-----|
| | 件数 | 日数 | 医療費 | 件数 | 日数 | 医療費 | 件数 | 日数 | 医療費 | 件数 | 日数 | 医療費 | 件数 | 回数 | 医療費 | 件数 | 回数 | 医療費 |
| A_児童福祉 | 0 | 0 | 0 | 0 | 0 | 0 | 0 | 0 | 0 | 0 | 0 | 0 | 0 | 0 | 0 | 0 | 0 | 0 |
| B_総合支援 | 4,515 | 44,372 | 1,007,057,580 | 0 | 0 | 0 | 3,407 | 5,930 | 124,729,750 | 1,816 | 11,217 | 111,895,980 | 0 | 0 | 0 | 0 | 0 | 0 |
| C_療養介護 | 75 | 2,279 | 57,642,180 | 0 | 0 | 0 | 0 | 0 | 0 | 0 | 0 | 0 | 0 | 0 | 0 | 0 | 0 | 0 |
| D_精神保健 | 17 | 281 | 6,436,050 | 0 | 0 | 0 | 0 | 0 | 0 | 0 | 0 | 0 | 17 | 819 | 539,252 | 0 | 0 | 0 |
| E_感染症(結核) | 192 | 1,195 | 20,109,040 | 0 | 0 | 0 | 65 | 78 | 715,140 | 0 | 0 | 0 | 59 | 1,329 | 890,556 | 0 | 0 | 0 |
| F_原爆医療 | 499 | 1,470 | 39,720,350 | 70 | 154 | 1,129,340 | 276 | 308 | 5,172,630 | 2 | 22 | 254,560 | 34 | 1,384 | 917,710 | 0 | 0 | 0 |
| G_戦傷病者 | 0 | 0 | 0 | 0 | 0 | 0 | 0 | 0 | 0 | 0 | 0 | 0 | 0 | 0 | 0 | 0 | 0 | 0 |
| I_特定疾患 | 108 | 193 | 2,225,800 | 0 | 0 | 0 | 63 | 83 | 993,610 | 21 | 268 | 2,509,470 | 2 | 17 | 12,172 | 0 | 0 | 0 |
| K_福祉施設措置 | 0 | 0 | 0 | 0 | 0 | 0 | 0 | 0 | 0 | 0 | 0 | 0 | 0 | 0 | 0 | 0 | 0 | 0 |
| L_感染症 | 74,966 | 119,473 | 3,187,720,960 | 24 | 24 | 181,940 | 4,928 | 5,280 | 160,294,910 | 66 | 322 | 6,067,780 | 3,552 | 80,439 | 53,623,249 | 0 | 0 | 0 |
| M_石綿 | 37 | 326 | 16,260,240 | 1 | 2 | 1,810 | 14 | 20 | 206,340 | 0 | 0 | 0 | 16 | 756 | 497,286 | 0 | 0 | 0 |
| N_肝炎医療 | 91 | 449 | 42,352,520 | 0 | 0 | 0 | 168 | 197 | 54,609,490 | 0 | 0 | 0 | 0 | 0 | 0 | 0 | 0 | 0 |
| O_特定B型肝炎 | 18 | 18 | 275,460 | 0 | 0 | 0 | 0 | 0 | 0 | 0 | 0 | 0 | 0 | 0 | 0 | 0 | 0 | 0 |
| P_難病 | 6,433 | 64,366 | 1,960,266,350 | 15 | 15 | 149,490 | 4,452 | 5,582 | 1,022,288,950 | 2,935 | 25,451 | 280,216,040 | 0 | 0 | 0 | 0 | 0 | 0 |
| 合計 | 86,951 | 234,422 | 6,340,066,530 | 110 | 195 | 1,462,580 | 13,373 | 17,478 | 1,369,010,820 | 4,840 | 37,280 | 400,943,830 | 3,680 | 84,744 | 56,480,225 | 0 | 0 | 0 |

公費負担医療（後期高齢者医療）

I-6-(2)-① 法別月別審査支払状況（児童福祉・総合支援）

【A_児童福祉】公費番号17・79

| 区分 審査月 | 内科 | | | 歯科 | | | 調剤 | | | 訪問看護 | | | 食事療養費（内科） | | | 食事療養費（歯科） | | |
|-----------|----|----|-----|----|----|-----|----|----|-----|------|----|-----|-----------|----|-----|-----------|----|-----|
| | 件数 | 日数 | 医療費 | 件数 | 日数 | 医療費 | 件数 | 日数 | 医療費 | 件数 | 日数 | 医療費 | 件数 | 回数 | 医療費 | 件数 | 回数 | 医療費 |
| 令和3年度 | 0 | 0 | 0 | 0 | 0 | 0 | 0 | 0 | 0 | 0 | 0 | 0 | 0 | 0 | 0 | 0 | 0 | 0 |
| 令和4年4月 | 0 | 0 | 0 | 0 | 0 | 0 | 0 | 0 | 0 | 0 | 0 | 0 | 0 | 0 | 0 | 0 | 0 | 0 |
| 5月 | 0 | 0 | 0 | 0 | 0 | 0 | 0 | 0 | 0 | 0 | 0 | 0 | 0 | 0 | 0 | 0 | 0 | 0 |
| 6月 | 0 | 0 | 0 | 0 | 0 | 0 | 0 | 0 | 0 | 0 | 0 | 0 | 0 | 0 | 0 | 0 | 0 | 0 |
| 7月 | 0 | 0 | 0 | 0 | 0 | 0 | 0 | 0 | 0 | 0 | 0 | 0 | 0 | 0 | 0 | 0 | 0 | 0 |
| 8月 | 0 | 0 | 0 | 0 | 0 | 0 | 0 | 0 | 0 | 0 | 0 | 0 | 0 | 0 | 0 | 0 | 0 | 0 |
| 9月 | 0 | 0 | 0 | 0 | 0 | 0 | 0 | 0 | 0 | 0 | 0 | 0 | 0 | 0 | 0 | 0 | 0 | 0 |
| 10月 | 0 | 0 | 0 | 0 | 0 | 0 | 0 | 0 | 0 | 0 | 0 | 0 | 0 | 0 | 0 | 0 | 0 | 0 |
| 11月 | 0 | 0 | 0 | 0 | 0 | 0 | 0 | 0 | 0 | 0 | 0 | 0 | 0 | 0 | 0 | 0 | 0 | 0 |
| 12月 | 0 | 0 | 0 | 0 | 0 | 0 | 0 | 0 | 0 | 0 | 0 | 0 | 0 | 0 | 0 | 0 | 0 | 0 |
| 令和5年1月 | 0 | 0 | 0 | 0 | 0 | 0 | 0 | 0 | 0 | 0 | 0 | 0 | 0 | 0 | 0 | 0 | 0 | 0 |
| 2月 | 0 | 0 | 0 | 0 | 0 | 0 | 0 | 0 | 0 | 0 | 0 | 0 | 0 | 0 | 0 | 0 | 0 | 0 |
| 3月 | 0 | 0 | 0 | 0 | 0 | 0 | 0 | 0 | 0 | 0 | 0 | 0 | 0 | 0 | 0 | 0 | 0 | 0 |
| 合計 | 0 | 0 | 0 | 0 | 0 | 0 | 0 | 0 | 0 | 0 | 0 | 0 | 0 | 0 | 0 | 0 | 0 | 0 |

【B_総合支援】公費番号15,16,21

| 区分 審査月 | 内科 | | | 歯科 | | | 調剤 | | | 訪問看護 | | | 食事療養費（内科） | | | 食事療養費（歯科） | | |
|-----------|-------|--------|---------------|----|----|-----|-------|-------|-------------|-------|--------|-------------|-----------|----|-----|-----------|----|-----|
| | 件数 | 日数 | 医療費 | 件数 | 日数 | 医療費 | 件数 | 日数 | 医療費 | 件数 | 日数 | 医療費 | 件数 | 回数 | 医療費 | 件数 | 回数 | 医療費 |
| 令和3年度 | 4,449 | 48,422 | 1,086,720,840 | 0 | 0 | 0 | 3,688 | 9,921 | 338,859,870 | 1,827 | 11,344 | 114,364,800 | 0 | 0 | 0 | 0 | 0 | 0 |
| 令和4年4月 | 358 | 3,875 | 87,017,760 | 0 | 0 | 0 | 279 | 517 | 11,833,100 | 157 | 1,005 | 9,942,730 | 0 | 0 | 0 | 0 | 0 | 0 |
| 5月 | 370 | 3,969 | 87,386,040 | 0 | 0 | 0 | 256 | 492 | 9,663,640 | 133 | 805 | 8,080,960 | 0 | 0 | 0 | 0 | 0 | 0 |
| 6月 | 335 | 3,606 | 80,010,400 | 0 | 0 | 0 | 262 | 429 | 9,780,590 | 138 | 854 | 8,514,880 | 0 | 0 | 0 | 0 | 0 | 0 |
| 7月 | 364 | 3,911 | 80,627,030 | 0 | 0 | 0 | 257 | 477 | 9,164,730 | 142 | 930 | 9,235,670 | 0 | 0 | 0 | 0 | 0 | 0 |
| 8月 | 340 | 3,673 | 89,629,060 | 0 | 0 | 0 | 264 | 481 | 9,359,440 | 134 | 841 | 8,361,990 | 0 | 0 | 0 | 0 | 0 | 0 |
| 9月 | 357 | 3,593 | 85,378,590 | 0 | 0 | 0 | 280 | 515 | 10,739,460 | 156 | 1,009 | 9,970,710 | 0 | 0 | 0 | 0 | 0 | 0 |
| 10月 | 356 | 3,660 | 87,902,180 | 0 | 0 | 0 | 278 | 512 | 10,157,370 | 155 | 907 | 9,137,540 | 0 | 0 | 0 | 0 | 0 | 0 |
| 11月 | 419 | 3,820 | 86,743,140 | 0 | 0 | 0 | 321 | 552 | 10,762,660 | 149 | 872 | 8,811,680 | 0 | 0 | 0 | 0 | 0 | 0 |
| 12月 | 398 | 3,414 | 76,459,570 | 0 | 0 | 0 | 310 | 509 | 11,370,350 | 175 | 1,116 | 11,038,960 | 0 | 0 | 0 | 0 | 0 | 0 |
| 令和5年1月 | 396 | 3,594 | 80,130,230 | 0 | 0 | 0 | 303 | 540 | 12,334,190 | 159 | 987 | 9,942,940 | 0 | 0 | 0 | 0 | 0 | 0 |
| 2月 | 415 | 3,677 | 84,683,240 | 0 | 0 | 0 | 309 | 473 | 10,339,860 | 165 | 993 | 9,901,750 | 0 | 0 | 0 | 0 | 0 | 0 |
| 3月 | 407 | 3,580 | 81,090,340 | 0 | 0 | 0 | 288 | 433 | 9,224,360 | 153 | 898 | 8,956,170 | 0 | 0 | 0 | 0 | 0 | 0 |
| 合計 | 4,515 | 44,372 | 1,007,057,580 | 0 | 0 | 0 | 3,407 | 5,930 | 124,729,750 | 1,816 | 11,217 | 111,895,980 | 0 | 0 | 0 | 0 | 0 | 0 |

公費負担医療（後期高齢者医療）

I-6-(2)-② 法別月別審査支払状況（療養介護・精神保健）

【C_療養介護医療】公費番号24

| 区分 審査月 | 内科 | | | 歯科 | | | 調剤 | | | 訪問看護 | | | 食事療養費（内科） | | | 食事療養費（歯科） | | |
|-----------|----|-------|------------|----|----|-----|----|----|-----|------|----|-----|-----------|----|-----|-----------|----|-----|
| | 件数 | 日数 | 医療費 | 件数 | 日数 | 医療費 | 件数 | 日数 | 医療費 | 件数 | 日数 | 医療費 | 件数 | 回数 | 医療費 | 件数 | 回数 | 医療費 |
| 令和3年度 | 39 | 1,123 | 30,393,480 | 0 | 0 | 0 | 0 | 0 | 0 | 0 | 0 | 0 | 0 | 0 | 0 | 0 | 0 | 0 |
| 令和4年4月 | 6 | 186 | 4,943,540 | 0 | 0 | 0 | 0 | 0 | 0 | 0 | 0 | 0 | 0 | 0 | 0 | 0 | 0 | 0 |
| 5月 | 6 | 180 | 4,377,490 | 0 | 0 | 0 | 0 | 0 | 0 | 0 | 0 | 0 | 0 | 0 | 0 | 0 | 0 | 0 |
| 6月 | 6 | 186 | 4,539,460 | 0 | 0 | 0 | 0 | 0 | 0 | 0 | 0 | 0 | 0 | 0 | 0 | 0 | 0 | 0 |
| 7月 | 6 | 180 | 4,355,040 | 0 | 0 | 0 | 0 | 0 | 0 | 0 | 0 | 0 | 0 | 0 | 0 | 0 | 0 | 0 |
| 8月 | 5 | 155 | 3,731,730 | 0 | 0 | 0 | 0 | 0 | 0 | 0 | 0 | 0 | 0 | 0 | 0 | 0 | 0 | 0 |
| 9月 | 5 | 155 | 3,782,930 | 0 | 0 | 0 | 0 | 0 | 0 | 0 | 0 | 0 | 0 | 0 | 0 | 0 | 0 | 0 |
| 10月 | 6 | 180 | 4,742,590 | 0 | 0 | 0 | 0 | 0 | 0 | 0 | 0 | 0 | 0 | 0 | 0 | 0 | 0 | 0 |
| 11月 | 7 | 217 | 5,694,850 | 0 | 0 | 0 | 0 | 0 | 0 | 0 | 0 | 0 | 0 | 0 | 0 | 0 | 0 | 0 |
| 12月 | 7 | 211 | 5,610,640 | 0 | 0 | 0 | 0 | 0 | 0 | 0 | 0 | 0 | 0 | 0 | 0 | 0 | 0 | 0 |
| 令和5年1月 | 6 | 185 | 4,467,220 | 0 | 0 | 0 | 0 | 0 | 0 | 0 | 0 | 0 | 0 | 0 | 0 | 0 | 0 | 0 |
| 2月 | 7 | 217 | 5,422,330 | 0 | 0 | 0 | 0 | 0 | 0 | 0 | 0 | 0 | 0 | 0 | 0 | 0 | 0 | 0 |
| 3月 | 8 | 227 | 5,974,360 | 0 | 0 | 0 | 0 | 0 | 0 | 0 | 0 | 0 | 0 | 0 | 0 | 0 | 0 | 0 |
| 合計 | 75 | 2,279 | 57,642,180 | 0 | 0 | 0 | 0 | 0 | 0 | 0 | 0 | 0 | 0 | 0 | 0 | 0 | 0 | 0 |

【D_精神保健】公費番号20

| 区分 審査月 | 内科 | | | 歯科 | | | 調剤 | | | 訪問看護 | | | 食事療養費（内科） | | | 食事療養費（歯科） | | |
|-----------|----|-----|------------|----|----|-----|----|----|-----|------|----|-----|-----------|-------|-----------|-----------|----|-----|
| | 件数 | 日数 | 医療費 | 件数 | 日数 | 医療費 | 件数 | 日数 | 医療費 | 件数 | 日数 | 医療費 | 件数 | 回数 | 医療費 | 件数 | 回数 | 医療費 |
| 令和3年度 | 28 | 546 | 16,633,330 | 0 | 0 | 0 | 0 | 0 | 0 | 0 | 0 | 0 | 28 | 1,542 | 1,167,611 | 0 | 0 | 0 |
| 令和4年4月 | 0 | 0 | 0 | 0 | 0 | 0 | 0 | 0 | 0 | 0 | 0 | 0 | 0 | 0 | 0 | 0 | 0 | 0 |
| 5月 | 0 | 0 | 0 | 0 | 0 | 0 | 0 | 0 | 0 | 0 | 0 | 0 | 0 | 0 | 0 | 0 | 0 | 0 |
| 6月 | 2 | 20 | 437,190 | 0 | 0 | 0 | 0 | 0 | 0 | 0 | 0 | 0 | 2 | 58 | 38,120 | 0 | 0 | 0 |
| 7月 | 2 | 40 | 836,440 | 0 | 0 | 0 | 0 | 0 | 0 | 0 | 0 | 0 | 2 | 117 | 76,680 | 0 | 0 | 0 |
| 8月 | 1 | 31 | 492,570 | 0 | 0 | 0 | 0 | 0 | 0 | 0 | 0 | 0 | 1 | 93 | 61,070 | 0 | 0 | 0 |
| 9月 | 1 | 31 | 395,030 | 0 | 0 | 0 | 0 | 0 | 0 | 0 | 0 | 0 | 1 | 91 | 59,790 | 0 | 0 | 0 |
| 10月 | 3 | 54 | 1,996,100 | 0 | 0 | 0 | 0 | 0 | 0 | 0 | 0 | 0 | 3 | 156 | 107,228 | 0 | 0 | 0 |
| 11月 | 2 | 3 | 160,800 | 0 | 0 | 0 | 0 | 0 | 0 | 0 | 0 | 0 | 2 | 6 | 3,940 | 0 | 0 | 0 |
| 12月 | 2 | 19 | 684,470 | 0 | 0 | 0 | 0 | 0 | 0 | 0 | 0 | 0 | 2 | 54 | 35,460 | 0 | 0 | 0 |
| 令和5年1月 | 0 | 0 | 0 | 0 | 0 | 0 | 0 | 0 | 0 | 0 | 0 | 0 | 0 | 0 | 0 | 0 | 0 | 0 |
| 2月 | 3 | 55 | 1,057,570 | 0 | 0 | 0 | 0 | 0 | 0 | 0 | 0 | 0 | 3 | 160 | 103,204 | 0 | 0 | 0 |
| 3月 | 1 | 28 | 375,880 | 0 | 0 | 0 | 0 | 0 | 0 | 0 | 0 | 0 | 1 | 84 | 53,760 | 0 | 0 | 0 |
| 合計 | 17 | 281 | 6,436,050 | 0 | 0 | 0 | 0 | 0 | 0 | 0 | 0 | 0 | 17 | 819 | 539,252 | 0 | 0 | 0 |

公費負担医療（後期高齢者医療）

I-6-(2)-③ 法別月別審査支払状況（結核予防・原爆医療）

【E_結核予防】公費番号10,11

| 区分 審査月 | 内科 | | | 歯科 | | | 調剤 | | | 訪問看護 | | | 食事療養費（内科） | | | 食事療養費（歯科） | | |
|-----------|-----|-------|------------|----|----|-----|----|-----|---------|------|----|-----|-----------|-------|-----------|-----------|----|-----|
| | 件数 | 日数 | 医療費 | 件数 | 日数 | 医療費 | 件数 | 日数 | 医療費 | 件数 | 日数 | 医療費 | 件数 | 回数 | 医療費 | 件数 | 回数 | 医療費 |
| 令和3年度 | 243 | 1,975 | 28,191,890 | 0 | 0 | 0 | 97 | 111 | 489,110 | 0 | 0 | 0 | 41 | 2,326 | 1,488,604 | 0 | 0 | 0 |
| 令和4年4月 | 19 | 129 | 1,473,880 | 0 | 0 | 0 | 5 | 5 | 29,780 | 0 | 0 | 0 | 2 | 96 | 61,440 | 0 | 0 | 0 |
| 5月 | 10 | 38 | 128,430 | 0 | 0 | 0 | 3 | 4 | 15,880 | 0 | 0 | 0 | 0 | 0 | 0 | 0 | 0 | 0 |
| 6月 | 20 | 123 | 2,311,100 | 0 | 0 | 0 | 4 | 5 | 30,590 | 0 | 0 | 0 | 4 | 121 | 83,848 | 0 | 0 | 0 |
| 7月 | 22 | 181 | 3,763,200 | 0 | 0 | 0 | 6 | 6 | 32,010 | 0 | 0 | 0 | 4 | 205 | 130,115 | 0 | 0 | 0 |
| 8月 | 13 | 45 | 947,550 | 0 | 0 | 0 | 9 | 10 | 41,010 | 0 | 0 | 0 | 2 | 42 | 28,490 | 0 | 0 | 0 |
| 9月 | 12 | 20 | 274,810 | 0 | 0 | 0 | 5 | 5 | 347,130 | 0 | 0 | 0 | 0 | 0 | 0 | 0 | 0 | 0 |
| 10月 | 10 | 65 | 1,312,980 | 0 | 0 | 0 | 5 | 6 | 26,560 | 0 | 0 | 0 | 2 | 68 | 46,155 | 0 | 0 | 0 |
| 11月 | 14 | 99 | 1,899,140 | 0 | 0 | 0 | 4 | 4 | 18,490 | 0 | 0 | 0 | 3 | 176 | 123,532 | 0 | 0 | 0 |
| 12月 | 16 | 138 | 1,775,040 | 0 | 0 | 0 | 3 | 4 | 20,500 | 0 | 0 | 0 | 33 | 155 | 108,564 | 0 | 0 | 0 |
| 令和5年1月 | 22 | 125 | 2,187,650 | 0 | 0 | 0 | 6 | 8 | 42,500 | 0 | 0 | 0 | 2 | 111 | 71,440 | 0 | 0 | 0 |
| 2月 | 16 | 142 | 2,691,070 | 0 | 0 | 0 | 8 | 10 | 62,180 | 0 | 0 | 0 | 5 | 229 | 155,782 | 0 | 0 | 0 |
| 3月 | 18 | 90 | 1,344,190 | 0 | 0 | 0 | 7 | 11 | 48,510 | 0 | 0 | 0 | 2 | 126 | 81,190 | 0 | 0 | 0 |
| 合計 | 192 | 1,195 | 20,109,040 | 0 | 0 | 0 | 65 | 78 | 715,140 | 0 | 0 | 0 | 59 | 1,329 | 890,556 | 0 | 0 | 0 |

【F_原爆医療】公費番号18,19

| 区分 審査月 | 内科 | | | 歯科 | | | 調剤 | | | 訪問看護 | | | 食事療養費（内科） | | | 食事療養費（歯科） | | |
|-----------|-----|-------|------------|----|-----|-----------|-----|-----|-----------|------|----|---------|-----------|-------|-----------|-----------|----|-----|
| | 件数 | 日数 | 医療費 | 件数 | 日数 | 医療費 | 件数 | 日数 | 医療費 | 件数 | 日数 | 医療費 | 件数 | 回数 | 医療費 | 件数 | 回数 | 医療費 |
| 令和3年度 | 523 | 1,815 | 38,565,790 | 71 | 202 | 1,586,690 | 291 | 338 | 5,937,410 | 0 | 0 | 0 | 33 | 1,935 | 1,170,771 | 0 | 0 | 0 |
| 令和4年4月 | 43 | 115 | 1,951,690 | 3 | 8 | 30,690 | 23 | 26 | 413,780 | 0 | 0 | 0 | 1 | 93 | 61,070 | 0 | 0 | 0 |
| 5月 | 38 | 109 | 3,357,040 | 5 | 10 | 59,810 | 26 | 30 | 545,030 | 0 | 0 | 0 | 2 | 75 | 49,300 | 0 | 0 | 0 |
| 6月 | 40 | 145 | 5,105,330 | 8 | 19 | 143,410 | 23 | 25 | 390,200 | 0 | 0 | 0 | 4 | 203 | 130,070 | 0 | 0 | 0 |
| 7月 | 47 | 178 | 6,510,190 | 8 | 19 | 126,970 | 21 | 24 | 311,690 | 0 | 0 | 0 | 6 | 280 | 186,002 | 0 | 0 | 0 |
| 8月 | 48 | 116 | 2,608,710 | 6 | 14 | 104,090 | 27 | 29 | 579,520 | 0 | 0 | 0 | 2 | 84 | 61,518 | 0 | 0 | 0 |
| 9月 | 41 | 115 | 4,051,730 | 5 | 15 | 105,520 | 22 | 23 | 368,890 | 0 | 0 | 0 | 2 | 90 | 59,150 | 0 | 0 | 0 |
| 10月 | 43 | 142 | 3,895,990 | 7 | 13 | 125,180 | 21 | 24 | 360,280 | 0 | 0 | 0 | 6 | 173 | 116,498 | 0 | 0 | 0 |
| 11月 | 40 | 113 | 2,569,930 | 5 | 10 | 49,800 | 24 | 29 | 559,360 | 0 | 0 | 0 | 2 | 65 | 41,700 | 0 | 0 | 0 |
| 12月 | 41 | 86 | 1,905,610 | 4 | 9 | 42,580 | 22 | 26 | 375,470 | 1 | 16 | 159,030 | 0 | 0 | 0 | 0 | 0 | 0 |
| 令和5年1月 | 42 | 111 | 2,124,640 | 7 | 14 | 69,090 | 21 | 21 | 424,100 | 1 | 6 | 95,530 | 3 | 82 | 52,934 | 0 | 0 | 0 |
| 2月 | 39 | 137 | 3,946,950 | 5 | 10 | 175,810 | 24 | 27 | 459,540 | 0 | 0 | 0 | 5 | 157 | 105,588 | 0 | 0 | 0 |
| 3月 | 37 | 103 | 1,692,540 | 7 | 13 | 96,390 | 22 | 24 | 384,770 | 0 | 0 | 0 | 1 | 82 | 53,880 | 0 | 0 | 0 |
| 合計 | 499 | 1,470 | 39,720,350 | 70 | 154 | 1,129,340 | 276 | 308 | 5,172,630 | 2 | 22 | 254,560 | 34 | 1,384 | 917,710 | 0 | 0 | 0 |

公費負担医療（後期高齢者医療）

I-6-(2)-④ 法別月別審査支払状況（戦傷病者・特定疾患）

【G_戦傷病者】公費番号13,14

| 区分 審査月 | 内科 | | | 歯科 | | | 調剤 | | | 訪問看護 | | | 食事療養費（内科） | | | 食事療養費（歯科） | | |
|-----------|----|----|-----|----|----|-----|----|----|-----|------|----|-----|-----------|----|-----|-----------|----|-----|
| | 件数 | 日数 | 医療費 | 件数 | 日数 | 医療費 | 件数 | 日数 | 医療費 | 件数 | 日数 | 医療費 | 件数 | 回数 | 医療費 | 件数 | 回数 | 医療費 |
| 令和3年度 | 0 | 0 | 0 | 0 | 0 | 0 | 0 | 0 | 0 | 0 | 0 | 0 | 0 | 0 | 0 | 0 | 0 | 0 |
| 令和4年4月 | 0 | 0 | 0 | 0 | 0 | 0 | 0 | 0 | 0 | 0 | 0 | 0 | 0 | 0 | 0 | 0 | 0 | 0 |
| 5月 | 0 | 0 | 0 | 0 | 0 | 0 | 0 | 0 | 0 | 0 | 0 | 0 | 0 | 0 | 0 | 0 | 0 | 0 |
| 6月 | 0 | 0 | 0 | 0 | 0 | 0 | 0 | 0 | 0 | 0 | 0 | 0 | 0 | 0 | 0 | 0 | 0 | 0 |
| 7月 | 0 | 0 | 0 | 0 | 0 | 0 | 0 | 0 | 0 | 0 | 0 | 0 | 0 | 0 | 0 | 0 | 0 | 0 |
| 8月 | 0 | 0 | 0 | 0 | 0 | 0 | 0 | 0 | 0 | 0 | 0 | 0 | 0 | 0 | 0 | 0 | 0 | 0 |
| 9月 | 0 | 0 | 0 | 0 | 0 | 0 | 0 | 0 | 0 | 0 | 0 | 0 | 0 | 0 | 0 | 0 | 0 | 0 |
| 10月 | 0 | 0 | 0 | 0 | 0 | 0 | 0 | 0 | 0 | 0 | 0 | 0 | 0 | 0 | 0 | 0 | 0 | 0 |
| 11月 | 0 | 0 | 0 | 0 | 0 | 0 | 0 | 0 | 0 | 0 | 0 | 0 | 0 | 0 | 0 | 0 | 0 | 0 |
| 12月 | 0 | 0 | 0 | 0 | 0 | 0 | 0 | 0 | 0 | 0 | 0 | 0 | 0 | 0 | 0 | 0 | 0 | 0 |
| 令和5年1月 | 0 | 0 | 0 | 0 | 0 | 0 | 0 | 0 | 0 | 0 | 0 | 0 | 0 | 0 | 0 | 0 | 0 | 0 |
| 2月 | 0 | 0 | 0 | 0 | 0 | 0 | 0 | 0 | 0 | 0 | 0 | 0 | 0 | 0 | 0 | 0 | 0 | 0 |
| 3月 | 0 | 0 | 0 | 0 | 0 | 0 | 0 | 0 | 0 | 0 | 0 | 0 | 0 | 0 | 0 | 0 | 0 | 0 |
| 合計 | 0 | 0 | 0 | 0 | 0 | 0 | 0 | 0 | 0 | 0 | 0 | 0 | 0 | 0 | 0 | 0 | 0 | 0 |

【I_特定疾患】公費番号51

| 区分 審査月 | 内科 | | | 歯科 | | | 調剤 | | | 訪問看護 | | | 食事療養費（内科） | | | 食事療養費（歯科） | | |
|-----------|-----|-----|------------|----|----|-----|----|-----|-----------|------|-----|-----------|-----------|-------|---------|-----------|----|-----|
| | 件数 | 日数 | 医療費 | 件数 | 日数 | 医療費 | 件数 | 日数 | 医療費 | 件数 | 日数 | 医療費 | 件数 | 回数 | 医療費 | 件数 | 回数 | 医療費 |
| 令和3年度 | 144 | 660 | 11,245,220 | 0 | 0 | 0 | 73 | 100 | 1,150,970 | 24 | 237 | 2,260,570 | 16 | 1,108 | 765,914 | 0 | 0 | 0 |
| 令和4年4月 | 10 | 18 | 161,440 | 0 | 0 | 0 | 7 | 9 | 88,070 | 2 | 31 | 285,360 | 0 | 0 | 0 | 0 | 0 | 0 |
| 5月 | 9 | 17 | 162,680 | 0 | 0 | 0 | 6 | 7 | 112,670 | 2 | 25 | 233,030 | 0 | 0 | 0 | 0 | 0 | 0 |
| 6月 | 10 | 18 | 258,720 | 0 | 0 | 0 | 7 | 9 | 102,850 | 2 | 24 | 223,480 | 1 | 1 | 716 | 0 | 0 | 0 |
| 7月 | 11 | 34 | 386,090 | 0 | 0 | 0 | 6 | 12 | 82,120 | 2 | 26 | 241,580 | 1 | 16 | 11,456 | 0 | 0 | 0 |
| 8月 | 8 | 16 | 145,510 | 0 | 0 | 0 | 6 | 10 | 118,980 | 2 | 25 | 233,030 | 0 | 0 | 0 | 0 | 0 | 0 |
| 9月 | 10 | 18 | 172,720 | 0 | 0 | 0 | 7 | 8 | 80,390 | 2 | 27 | 249,130 | 0 | 0 | 0 | 0 | 0 | 0 |
| 10月 | 10 | 15 | 141,310 | 0 | 0 | 0 | 4 | 7 | 107,030 | 2 | 24 | 224,480 | 0 | 0 | 0 | 0 | 0 | 0 |
| 11月 | 8 | 12 | 146,280 | 0 | 0 | 0 | 4 | 5 | 51,040 | 2 | 23 | 213,930 | 0 | 0 | 0 | 0 | 0 | 0 |
| 12月 | 6 | 10 | 62,320 | 0 | 0 | 0 | 3 | 3 | 41,010 | 2 | 20 | 189,280 | 0 | 0 | 0 | 0 | 0 | 0 |
| 令和5年1月 | 10 | 13 | 268,940 | 0 | 0 | 0 | 6 | 6 | 125,170 | 1 | 15 | 142,090 | 0 | 0 | 0 | 0 | 0 | 0 |
| 2月 | 7 | 10 | 231,890 | 0 | 0 | 0 | 3 | 3 | 38,920 | 1 | 13 | 127,490 | 0 | 0 | 0 | 0 | 0 | 0 |
| 3月 | 9 | 12 | 87,900 | 0 | 0 | 0 | 4 | 4 | 45,360 | 1 | 15 | 146,590 | 0 | 0 | 0 | 0 | 0 | 0 |
| 合計 | 108 | 193 | 2,225,800 | 0 | 0 | 0 | 63 | 83 | 993,610 | 21 | 268 | 2,509,470 | 2 | 17 | 12,172 | 0 | 0 | 0 |

公費負担医療（後期高齢者医療）

I-6-(2)-⑤法別月別審査支払状況（福祉施設措置・感染症）

【K_福祉施設措置】公費番号53

| 区分 審査月 | 内科 | | | 歯科 | | | 調剤 | | | 訪問看護 | | | 食事療養費（内科） | | | 食事療養費（歯科） | | |
|-----------|----|----|-----|----|----|-----|----|----|-----|------|----|-----|-----------|----|-----|-----------|----|-----|
| | 件数 | 日数 | 医療費 | 件数 | 日数 | 医療費 | 件数 | 日数 | 医療費 | 件数 | 日数 | 医療費 | 件数 | 回数 | 医療費 | 件数 | 回数 | 医療費 |
| 令和3年度 | 0 | 0 | 0 | 0 | 0 | 0 | 0 | 0 | 0 | 0 | 0 | 0 | 0 | 0 | 0 | 0 | 0 | 0 |
| 令和4年4月 | 0 | 0 | 0 | 0 | 0 | 0 | 0 | 0 | 0 | 0 | 0 | 0 | 0 | 0 | 0 | 0 | 0 | 0 |
| 5月 | 0 | 0 | 0 | 0 | 0 | 0 | 0 | 0 | 0 | 0 | 0 | 0 | 0 | 0 | 0 | 0 | 0 | 0 |
| 6月 | 0 | 0 | 0 | 0 | 0 | 0 | 0 | 0 | 0 | 0 | 0 | 0 | 0 | 0 | 0 | 0 | 0 | 0 |
| 7月 | 0 | 0 | 0 | 0 | 0 | 0 | 0 | 0 | 0 | 0 | 0 | 0 | 0 | 0 | 0 | 0 | 0 | 0 |
| 8月 | 0 | 0 | 0 | 0 | 0 | 0 | 0 | 0 | 0 | 0 | 0 | 0 | 0 | 0 | 0 | 0 | 0 | 0 |
| 9月 | 0 | 0 | 0 | 0 | 0 | 0 | 0 | 0 | 0 | 0 | 0 | 0 | 0 | 0 | 0 | 0 | 0 | 0 |
| 10月 | 0 | 0 | 0 | 0 | 0 | 0 | 0 | 0 | 0 | 0 | 0 | 0 | 0 | 0 | 0 | 0 | 0 | 0 |
| 11月 | 0 | 0 | 0 | 0 | 0 | 0 | 0 | 0 | 0 | 0 | 0 | 0 | 0 | 0 | 0 | 0 | 0 | 0 |
| 12月 | 0 | 0 | 0 | 0 | 0 | 0 | 0 | 0 | 0 | 0 | 0 | 0 | 0 | 0 | 0 | 0 | 0 | 0 |
| 令和5年1月 | 0 | 0 | 0 | 0 | 0 | 0 | 0 | 0 | 0 | 0 | 0 | 0 | 0 | 0 | 0 | 0 | 0 | 0 |
| 2月 | 0 | 0 | 0 | 0 | 0 | 0 | 0 | 0 | 0 | 0 | 0 | 0 | 0 | 0 | 0 | 0 | 0 | 0 |
| 3月 | 0 | 0 | 0 | 0 | 0 | 0 | 0 | 0 | 0 | 0 | 0 | 0 | 0 | 0 | 0 | 0 | 0 | 0 |
| 合計 | 0 | 0 | 0 | 0 | 0 | 0 | 0 | 0 | 0 | 0 | 0 | 0 | 0 | 0 | 0 | 0 | 0 | 0 |

【L_感染症】公費番号28,29

| 区分 審査月 | 内科 | | | 歯科 | | | 調剤 | | | 訪問看護 | | | 食事療養費（内科） | | | 食事療養費（歯科） | | |
|-----------|--------|---------|---------------|----|----|---------|-------|-------|-------------|------|-----|-----------|-----------|--------|------------|-----------|----|-----|
| | 件数 | 日数 | 医療費 | 件数 | 日数 | 医療費 | 件数 | 日数 | 医療費 | 件数 | 日数 | 医療費 | 件数 | 回数 | 医療費 | 件数 | 回数 | 医療費 |
| 令和3年度 | 22,023 | 27,032 | 486,276,750 | 3 | 3 | 39,000 | 20 | 22 | 70,080 | 1 | 5 | 150,090 | 248 | 5,830 | 3,840,499 | 0 | 0 | 0 |
| 令和4年4月 | 4,197 | 5,207 | 81,837,720 | 0 | 0 | 0 | 11 | 13 | 46,440 | 0 | 0 | 0 | 62 | 1,085 | 727,081 | 0 | 0 | 0 |
| 5月 | 3,626 | 4,517 | 57,459,560 | 1 | 1 | 8,500 | 32 | 34 | 123,180 | 0 | 0 | 0 | 48 | 1,018 | 642,624 | 0 | 0 | 0 |
| 6月 | 4,027 | 5,188 | 92,381,180 | 4 | 4 | 32,500 | 87 | 92 | 315,000 | 0 | 0 | 0 | 74 | 1,677 | 1,120,485 | 0 | 0 | 0 |
| 7月 | 3,667 | 4,702 | 73,630,080 | 5 | 5 | 37,000 | 50 | 52 | 223,480 | 0 | 0 | 0 | 78 | 1,617 | 1,080,699 | 0 | 0 | 0 |
| 8月 | 5,396 | 6,782 | 81,053,960 | 1 | 1 | 8,500 | 310 | 332 | 1,272,570 | 2 | 14 | 175,080 | 56 | 1,194 | 817,268 | 0 | 0 | 0 |
| 9月 | 9,448 | 12,964 | 195,450,620 | 2 | 2 | 17,000 | 968 | 1,041 | 3,862,790 | 8 | 44 | 1,198,460 | 190 | 4,260 | 2,838,670 | 0 | 0 | 0 |
| 10月 | 6,648 | 10,438 | 298,762,630 | 3 | 3 | 20,000 | 439 | 472 | 2,592,110 | 10 | 42 | 783,380 | 321 | 6,877 | 4,566,650 | 0 | 0 | 0 |
| 11月 | 5,845 | 11,251 | 407,424,320 | 0 | 0 | 0 | 230 | 246 | 4,824,340 | 6 | 31 | 561,840 | 556 | 12,701 | 8,499,986 | 0 | 0 | 0 |
| 12月 | 7,623 | 14,510 | 462,822,710 | 5 | 5 | 32,940 | 611 | 645 | 30,099,790 | 14 | 69 | 1,481,020 | 617 | 14,289 | 9,523,617 | 0 | 0 | 0 |
| 令和5年1月 | 9,250 | 15,233 | 401,560,670 | 1 | 1 | 8,500 | 1,072 | 1,154 | 57,749,940 | 13 | 71 | 1,022,490 | 360 | 8,070 | 5,337,124 | 0 | 0 | 0 |
| 2月 | 9,297 | 16,270 | 522,495,720 | 1 | 1 | 8,500 | 906 | 968 | 50,072,230 | 7 | 29 | 532,810 | 581 | 13,373 | 8,937,863 | 0 | 0 | 0 |
| 3月 | 5,942 | 12,411 | 512,841,790 | 1 | 1 | 8,500 | 212 | 231 | 9,113,040 | 6 | 22 | 312,700 | 609 | 14,278 | 9,531,182 | 0 | 0 | 0 |
| 合計 | 74,966 | 119,473 | 3,187,720,960 | 24 | 24 | 181,940 | 4,928 | 5,280 | 160,294,910 | 66 | 322 | 6,067,780 | 3,552 | 80,439 | 53,623,249 | 0 | 0 | 0 |

公費負担医療（後期高齢者医療）

I-6-(2)-⑥法別月別審査支払状況（石綿・肝炎医療）

【M_石綿による健康被害救済】公費番号66

| 区分 審査月 | 内科 | | | 歯科 | | | 調剤 | | | 訪問看護 | | | 食事療養費（内科） | | | 食事療養費（歯科） | | |
|-----------|----|-----|------------|----|----|-------|----|----|---------|------|----|-----|-----------|-----|---------|-----------|----|-----|
| | 件数 | 日数 | 医療費 | 件数 | 日数 | 医療費 | 件数 | 日数 | 医療費 | 件数 | 日数 | 医療費 | 件数 | 回数 | 医療費 | 件数 | 回数 | 医療費 |
| 令和3年度 | 15 | 90 | 8,386,480 | 0 | 0 | 0 | 3 | 4 | 51,950 | 0 | 0 | 0 | 5 | 208 | 136,470 | 0 | 0 | 0 |
| 令和4年4月 | 2 | 3 | 1,197,380 | 0 | 0 | 0 | 1 | 1 | 8,380 | 0 | 0 | 0 | 0 | 0 | 0 | 0 | 0 | 0 |
| 5月 | 2 | 22 | 1,622,200 | 0 | 0 | 0 | 0 | 0 | 0 | 0 | 0 | 0 | 1 | 56 | 35,840 | 0 | 0 | 0 |
| 6月 | 3 | 28 | 1,404,380 | 0 | 0 | 0 | 3 | 5 | 33,340 | 0 | 0 | 0 | 1 | 69 | 45,360 | 0 | 0 | 0 |
| 7月 | 5 | 74 | 4,052,610 | 1 | 2 | 1,810 | 1 | 3 | 25,060 | 0 | 0 | 0 | 3 | 180 | 119,448 | 0 | 0 | 0 |
| 8月 | 5 | 67 | 2,928,370 | 0 | 0 | 0 | 1 | 2 | 32,110 | 0 | 0 | 0 | 3 | 179 | 119,518 | 0 | 0 | 0 |
| 9月 | 2 | 5 | 146,060 | 0 | 0 | 0 | 1 | 1 | 19,660 | 0 | 0 | 0 | 0 | 0 | 0 | 0 | 0 | 0 |
| 10月 | 4 | 24 | 1,014,200 | 0 | 0 | 0 | 2 | 2 | 13,960 | 0 | 0 | 0 | 2 | 38 | 24,320 | 0 | 0 | 0 |
| 11月 | 4 | 43 | 1,545,930 | 0 | 0 | 0 | 1 | 1 | 8,350 | 0 | 0 | 0 | 2 | 102 | 68,320 | 0 | 0 | 0 |
| 12月 | 1 | 1 | 16,580 | 0 | 0 | 0 | 1 | 1 | 10,830 | 0 | 0 | 0 | 0 | 0 | 0 | 0 | 0 | 0 |
| 令和5年1月 | 4 | 26 | 924,720 | 0 | 0 | 0 | 1 | 2 | 19,270 | 0 | 0 | 0 | 2 | 57 | 36,480 | 0 | 0 | 0 |
| 2月 | 3 | 29 | 1,321,580 | 0 | 0 | 0 | 1 | 1 | 15,370 | 0 | 0 | 0 | 1 | 72 | 46,080 | 0 | 0 | 0 |
| 3月 | 2 | 4 | 86,230 | 0 | 0 | 0 | 1 | 1 | 20,010 | 0 | 0 | 0 | 1 | 3 | 1,920 | 0 | 0 | 0 |
| 合計 | 37 | 326 | 16,260,240 | 1 | 2 | 1,810 | 14 | 20 | 206,340 | 0 | 0 | 0 | 16 | 756 | 497,286 | 0 | 0 | 0 |

【N_肝炎医療】公費番号38

| 区分 審査月 | 内科 | | | 歯科 | | | 調剤 | | | 訪問看護 | | | 食事療養費（内科） | | | 食事療養費（歯科） | | |
|-----------|----|-----|------------|----|----|-----|-----|-----|------------|------|----|-----|-----------|----|-----|-----------|----|-----|
| | 件数 | 日数 | 医療費 | 件数 | 日数 | 医療費 | 件数 | 日数 | 医療費 | 件数 | 日数 | 医療費 | 件数 | 回数 | 医療費 | 件数 | 回数 | 医療費 |
| 令和3年度 | 95 | 453 | 46,193,330 | 0 | 0 | 0 | 158 | 184 | 53,079,700 | 0 | 0 | 0 | 0 | 0 | 0 | 0 | 0 | 0 |
| 令和4年4月 | 9 | 23 | 1,986,140 | 0 | 0 | 0 | 12 | 19 | 6,846,660 | 0 | 0 | 0 | 0 | 0 | 0 | 0 | 0 | 0 |
| 5月 | 9 | 26 | 4,224,360 | 0 | 0 | 0 | 14 | 19 | 6,341,840 | 0 | 0 | 0 | 0 | 0 | 0 | 0 | 0 | 0 |
| 6月 | 7 | 42 | 4,865,210 | 0 | 0 | 0 | 14 | 17 | 4,210,060 | 0 | 0 | 0 | 0 | 0 | 0 | 0 | 0 | 0 |
| 7月 | 5 | 27 | 3,710,600 | 0 | 0 | 0 | 12 | 13 | 2,493,550 | 0 | 0 | 0 | 0 | 0 | 0 | 0 | 0 | 0 |
| 8月 | 7 | 18 | 2,260,720 | 0 | 0 | 0 | 12 | 15 | 1,950,030 | 0 | 0 | 0 | 0 | 0 | 0 | 0 | 0 | 0 |
| 9月 | 8 | 27 | 4,492,680 | 0 | 0 | 0 | 15 | 16 | 2,086,690 | 0 | 0 | 0 | 0 | 0 | 0 | 0 | 0 | 0 |
| 10月 | 5 | 36 | 1,729,270 | 0 | 0 | 0 | 10 | 12 | 4,174,910 | 0 | 0 | 0 | 0 | 0 | 0 | 0 | 0 | 0 |
| 11月 | 6 | 12 | 2,205,980 | 0 | 0 | 0 | 14 | 15 | 4,288,830 | 0 | 0 | 0 | 0 | 0 | 0 | 0 | 0 | 0 |
| 12月 | 10 | 54 | 5,118,200 | 0 | 0 | 0 | 16 | 17 | 2,955,290 | 0 | 0 | 0 | 0 | 0 | 0 | 0 | 0 | 0 |
| 令和5年1月 | 6 | 34 | 1,585,410 | 0 | 0 | 0 | 13 | 13 | 1,168,840 | 0 | 0 | 0 | 0 | 0 | 0 | 0 | 0 | 0 |
| 2月 | 10 | 70 | 4,368,910 | 0 | 0 | 0 | 16 | 19 | 5,128,440 | 0 | 0 | 0 | 0 | 0 | 0 | 0 | 0 | 0 |
| 3月 | 9 | 80 | 5,805,040 | 0 | 0 | 0 | 20 | 22 | 12,964,350 | 0 | 0 | 0 | 0 | 0 | 0 | 0 | 0 | 0 |
| 合計 | 91 | 449 | 42,352,520 | 0 | 0 | 0 | 168 | 197 | 54,609,490 | 0 | 0 | 0 | 0 | 0 | 0 | 0 | 0 | 0 |

公費負担医療（後期高齢者医療）

I-6-(2)-⑦法別月別審査支払状況（特定B型肝炎・難病）

【O_特定B型肝炎医療】公費番号62

| 区分 審査月 | 医科 | | | 歯科 | | | 調剤 | | | 訪問看護 | | | 食事療養費（医科） | | | 食事療養費（歯科） | | |
|-----------|----|----|---------|----|----|-----|----|----|-----|------|----|-----|-----------|----|-----|-----------|----|-----|
| | 件数 | 日数 | 医療費 | 件数 | 日数 | 医療費 | 件数 | 日数 | 医療費 | 件数 | 日数 | 医療費 | 件数 | 回数 | 医療費 | 件数 | 回数 | 医療費 |
| 令和3年度 | 11 | 11 | 160,750 | 0 | 0 | 0 | 0 | 0 | 0 | 0 | 0 | 0 | 0 | 0 | 0 | 0 | 0 | 0 |
| 令和4年4月 | 3 | 3 | 90,930 | 0 | 0 | 0 | 0 | 0 | 0 | 0 | 0 | 0 | 0 | 0 | 0 | 0 | 0 | 0 |
| 5月 | 1 | 1 | 3,000 | 0 | 0 | 0 | 0 | 0 | 0 | 0 | 0 | 0 | 0 | 0 | 0 | 0 | 0 | 0 |
| 6月 | 1 | 1 | 37,740 | 0 | 0 | 0 | 0 | 0 | 0 | 0 | 0 | 0 | 0 | 0 | 0 | 0 | 0 | 0 |
| 7月 | 1 | 1 | 10,840 | 0 | 0 | 0 | 0 | 0 | 0 | 0 | 0 | 0 | 0 | 0 | 0 | 0 | 0 | 0 |
| 8月 | 2 | 2 | 19,270 | 0 | 0 | 0 | 0 | 0 | 0 | 0 | 0 | 0 | 0 | 0 | 0 | 0 | 0 | 0 |
| 9月 | 1 | 1 | 5,230 | 0 | 0 | 0 | 0 | 0 | 0 | 0 | 0 | 0 | 0 | 0 | 0 | 0 | 0 | 0 |
| 10月 | 3 | 3 | 51,210 | 0 | 0 | 0 | 0 | 0 | 0 | 0 | 0 | 0 | 0 | 0 | 0 | 0 | 0 | 0 |
| 11月 | 2 | 2 | 26,700 | 0 | 0 | 0 | 0 | 0 | 0 | 0 | 0 | 0 | 0 | 0 | 0 | 0 | 0 | 0 |
| 12月 | 0 | 0 | 0 | 0 | 0 | 0 | 0 | 0 | 0 | 0 | 0 | 0 | 0 | 0 | 0 | 0 | 0 | 0 |
| 令和5年1月 | 2 | 2 | 21,180 | 0 | 0 | 0 | 0 | 0 | 0 | 0 | 0 | 0 | 0 | 0 | 0 | 0 | 0 | 0 |
| 2月 | 1 | 1 | 4,130 | 0 | 0 | 0 | 0 | 0 | 0 | 0 | 0 | 0 | 0 | 0 | 0 | 0 | 0 | 0 |
| 3月 | 1 | 1 | 5,230 | 0 | 0 | 0 | 0 | 0 | 0 | 0 | 0 | 0 | 0 | 0 | 0 | 0 | 0 | 0 |
| 合計 | 18 | 18 | 275,460 | 0 | 0 | 0 | 0 | 0 | 0 | 0 | 0 | 0 | 0 | 0 | 0 | 0 | 0 | 0 |

【P_難病】公費番号54

| 区分 審査月 | 医科 | | | 歯科 | | | 調剤 | | | 訪問看護 | | | 食事療養費（医科） | | | 食事療養費（歯科） | | |
|-----------|-------|--------|---------------|----|----|---------|-------|-------|---------------|-------|--------|-------------|-----------|----|-----|-----------|----|-----|
| | 件数 | 日数 | 医療費 | 件数 | 日数 | 医療費 | 件数 | 日数 | 医療費 | 件数 | 日数 | 医療費 | 件数 | 回数 | 医療費 | 件数 | 回数 | 医療費 |
| 令和3年度 | 6,179 | 62,247 | 1,940,597,240 | 10 | 16 | 244,930 | 4,329 | 5,471 | 778,016,640 | 2,831 | 25,374 | 280,807,640 | 0 | 0 | 0 | 0 | 0 | 0 |
| 令和4年4月 | 540 | 5,576 | 175,626,060 | 1 | 1 | 10,190 | 383 | 503 | 79,237,230 | 232 | 2,095 | 23,100,280 | 0 | 0 | 0 | 0 | 0 | 0 |
| 5月 | 479 | 4,929 | 141,166,680 | 2 | 2 | 20,320 | 337 | 427 | 41,229,890 | 224 | 2,084 | 23,026,240 | 0 | 0 | 0 | 0 | 0 | 0 |
| 6月 | 503 | 5,342 | 157,925,440 | 1 | 1 | 1,190 | 341 | 415 | 54,315,180 | 220 | 1,875 | 20,643,550 | 0 | 0 | 0 | 0 | 0 | 0 |
| 7月 | 534 | 5,675 | 172,934,140 | 1 | 1 | 1,190 | 341 | 432 | 403,547,110 | 242 | 2,067 | 23,006,400 | 0 | 0 | 0 | 0 | 0 | 0 |
| 8月 | 546 | 5,597 | 160,721,920 | 1 | 1 | 11,190 | 364 | 456 | 55,782,060 | 236 | 2,045 | 22,704,010 | 0 | 0 | 0 | 0 | 0 | 0 |
| 9月 | 504 | 5,068 | 150,251,760 | 2 | 2 | 24,140 | 360 | 458 | 49,840,030 | 234 | 2,081 | 22,610,120 | 0 | 0 | 0 | 0 | 0 | 0 |
| 10月 | 488 | 4,882 | 141,903,940 | 1 | 1 | 11,190 | 364 | 467 | 48,155,760 | 245 | 2,156 | 23,828,900 | 0 | 0 | 0 | 0 | 0 | 0 |
| 11月 | 558 | 5,512 | 171,161,160 | 0 | 0 | 0 | 402 | 497 | 57,036,880 | 250 | 2,160 | 23,636,710 | 0 | 0 | 0 | 0 | 0 | 0 |
| 12月 | 582 | 5,484 | 173,124,090 | 1 | 1 | 11,190 | 386 | 484 | 54,140,280 | 264 | 2,395 | 27,065,550 | 0 | 0 | 0 | 0 | 0 | 0 |
| 令和5年1月 | 597 | 5,724 | 182,753,470 | 2 | 2 | 27,290 | 442 | 558 | 71,013,780 | 254 | 2,188 | 23,988,480 | 0 | 0 | 0 | 0 | 0 | 0 |
| 2月 | 558 | 5,403 | 175,005,110 | 2 | 2 | 21,650 | 368 | 444 | 55,195,240 | 274 | 2,208 | 23,949,070 | 0 | 0 | 0 | 0 | 0 | 0 |
| 3月 | 544 | 5,174 | 157,692,580 | 1 | 1 | 9,950 | 364 | 441 | 52,795,510 | 260 | 2,097 | 22,656,730 | 0 | 0 | 0 | 0 | 0 | 0 |
| 合計 | 6,433 | 64,366 | 1,960,266,350 | 15 | 15 | 149,490 | 4,452 | 5,582 | 1,022,288,950 | 2,935 | 25,451 | 280,216,040 | 0 | 0 | 0 | 0 | 0 | 0 |

I — 7 公費負擔医療

国民健康保険 + 後期高齢者医療

公費負担医療（国民健康保険＋後期高齢者医療）

I-7-(1) 公費負担医療審査支払状況

| 区分 公費名称 | 医科 | | | 歯科 | | | 調剤 | | | 訪問看護 | | | 食事療養費（医科） | | | 食事療養費（歯科） | | |
|------------|---------|---------|----------------|-----|-----|-----------|--------|--------|---------------|--------|--------|---------------|-----------|---------|------------|-----------|----|-----|
| | 件数 | 日数 | 医療費 | 件数 | 日数 | 医療費 | 件数 | 日数 | 医療費 | 件数 | 日数 | 医療費 | 件数 | 回数 | 医療費 | 件数 | 回数 | 医療費 |
| A_児童福祉 | 44 | 1,310 | 40,936,120 | 0 | 0 | 0 | 0 | 0 | 0 | 0 | 0 | 0 | 31 | 2,576 | 1,579,628 | 0 | 0 | 0 |
| B_総合支援 | 59,415 | 160,238 | 2,453,763,250 | 11 | 15 | 204,530 | 46,003 | 61,716 | 896,016,750 | 11,132 | 49,741 | 524,482,880 | 0 | 0 | 0 | 0 | 0 | 0 |
| C_療養介護 | 1,909 | 57,612 | 1,325,495,900 | 0 | 0 | 0 | 0 | 0 | 0 | 0 | 0 | 0 | 26 | 2,301 | 1,485,835 | 0 | 0 | 0 |
| D_精神保健 | 79 | 1,438 | 40,485,220 | 0 | 0 | 0 | 0 | 0 | 0 | 0 | 0 | 0 | 78 | 4,099 | 2,702,391 | 0 | 0 | 0 |
| E_感染症(結核) | 270 | 1,567 | 27,383,020 | 0 | 0 | 0 | 113 | 134 | 1,101,880 | 0 | 0 | 0 | 74 | 2,081 | 1,375,736 | 0 | 0 | 0 |
| F_原爆医療 | 499 | 1,470 | 39,720,350 | 70 | 154 | 1,129,340 | 276 | 308 | 5,172,630 | 2 | 22 | 254,560 | 34 | 1,384 | 917,710 | 0 | 0 | 0 |
| G_戦傷病者 | 0 | 0 | 0 | 0 | 0 | 0 | 0 | 0 | 0 | 0 | 0 | 0 | 0 | 0 | 0 | 0 | 0 | 0 |
| H_母子保健 | 36 | 468 | 46,967,950 | 0 | 0 | 0 | 0 | 0 | 0 | 0 | 0 | 0 | 30 | 1,048 | 670,720 | 0 | 0 | 0 |
| I_特定疾患 | 274 | 447 | 124,016,180 | 0 | 0 | 0 | 149 | 178 | 21,101,240 | 32 | 310 | 2,997,240 | 6 | 45 | 31,350 | 0 | 0 | 0 |
| J_小児慢性 | 678 | 1,756 | 180,034,680 | 10 | 14 | 75,410 | 401 | 497 | 251,148,310 | 57 | 405 | 5,453,280 | 48 | 1,874 | 1,194,342 | 0 | 0 | 0 |
| K_福祉施設措置 | 690 | 1,338 | 25,830,800 | 94 | 132 | 879,360 | 409 | 472 | 3,000,620 | 0 | 0 | 0 | 20 | 1,462 | 888,155 | 0 | 0 | 0 |
| L_感染症 | 154,954 | 216,964 | 4,540,349,520 | 62 | 61 | 487,380 | 12,524 | 13,484 | 248,921,700 | 78 | 346 | 6,598,840 | 4,790 | 106,583 | 70,772,549 | 0 | 0 | 0 |
| M_石綿 | 79 | 536 | 39,628,400 | 1 | 2 | 1,810 | 46 | 83 | 1,017,660 | 0 | 0 | 0 | 20 | 1,038 | 704,048 | 0 | 0 | 0 |
| N_肝炎医療 | 425 | 1,488 | 110,956,620 | 1 | 1 | 2,460 | 919 | 978 | 146,408,020 | 0 | 0 | 0 | 0 | 0 | 0 | 0 | 0 | 0 |
| O_特定B型肝炎 | 117 | 135 | 1,723,060 | 0 | 0 | 0 | 0 | 0 | 0 | 0 | 0 | 0 | 0 | 0 | 0 | 0 | 0 | 0 |
| P_難病 | 17,846 | 104,867 | 3,713,710,000 | 65 | 101 | 538,800 | 12,756 | 15,265 | 1,770,076,570 | 5,074 | 43,671 | 482,618,150 | 6 | 336 | 221,010 | 0 | 0 | 0 |
| 合計 | 237,315 | 551,634 | 12,711,001,070 | 314 | 480 | 3,319,090 | 73,596 | 93,115 | 3,343,965,380 | 16,375 | 94,495 | 1,022,404,950 | 5,163 | 124,827 | 82,543,474 | 0 | 0 | 0 |

公費負担医療（国民健康保険＋後期高齢者医療）

I-7-(2)-① 法別月別審査支払状況（児童福祉・総合支援）

【A_児童福祉】公費番号17,79

| 区分 審査月 | 内科 | | | 歯科 | | | 調剤 | | | 訪問看護 | | | 食事療養費（内科） | | | 食事療養費（歯科） | | |
|-----------|----|-------|------------|----|----|-----|----|----|-----|------|-----|---------|-----------|-------|-----------|-----------|----|-----|
| | 件数 | 日数 | 医療費 | 件数 | 日数 | 医療費 | 件数 | 日数 | 医療費 | 件数 | 日数 | 医療費 | 件数 | 回数 | 医療費 | 件数 | 回数 | 医療費 |
| 令和3年度 | 50 | 1,505 | 41,821,690 | 0 | 0 | 0 | 0 | 0 | 0 | 3 | 264 | 161,608 | 36 | 3,116 | 1,876,013 | 0 | 0 | 0 |
| 令和4年4月 | 4 | 121 | 3,435,740 | 0 | 0 | 0 | 0 | 0 | 0 | 0 | 0 | 0 | 3 | 257 | 152,021 | 0 | 0 | 0 |
| 5月 | 5 | 148 | 4,544,420 | 0 | 0 | 0 | 0 | 0 | 0 | 0 | 0 | 0 | 4 | 313 | 185,288 | 0 | 0 | 0 |
| 6月 | 4 | 124 | 4,071,790 | 0 | 0 | 0 | 0 | 0 | 0 | 0 | 0 | 0 | 3 | 248 | 153,295 | 0 | 0 | 0 |
| 7月 | 3 | 90 | 2,722,240 | 0 | 0 | 0 | 0 | 0 | 0 | 0 | 0 | 0 | 3 | 240 | 148,350 | 0 | 0 | 0 |
| 8月 | 4 | 124 | 3,876,740 | 0 | 0 | 0 | 0 | 0 | 0 | 0 | 0 | 0 | 3 | 248 | 153,295 | 0 | 0 | 0 |
| 9月 | 3 | 92 | 2,998,260 | 0 | 0 | 0 | 0 | 0 | 0 | 0 | 0 | 0 | 1 | 93 | 61,070 | 0 | 0 | 0 |
| 10月 | 3 | 90 | 2,883,210 | 0 | 0 | 0 | 0 | 0 | 0 | 0 | 0 | 0 | 2 | 180 | 112,350 | 0 | 0 | 0 |
| 11月 | 6 | 162 | 4,886,670 | 0 | 0 | 0 | 0 | 0 | 0 | 0 | 0 | 0 | 5 | 372 | 220,864 | 0 | 0 | 0 |
| 12月 | 3 | 90 | 2,805,300 | 0 | 0 | 0 | 0 | 0 | 0 | 0 | 0 | 0 | 2 | 180 | 112,350 | 0 | 0 | 0 |
| 令和5年1月 | 3 | 93 | 2,893,300 | 0 | 0 | 0 | 0 | 0 | 0 | 0 | 0 | 0 | 2 | 186 | 116,095 | 0 | 0 | 0 |
| 2月 | 3 | 92 | 3,118,710 | 0 | 0 | 0 | 0 | 0 | 0 | 0 | 0 | 0 | 1 | 92 | 60,430 | 0 | 0 | 0 |
| 3月 | 3 | 84 | 2,699,740 | 0 | 0 | 0 | 0 | 0 | 0 | 0 | 0 | 0 | 2 | 167 | 104,220 | 0 | 0 | 0 |
| 合計 | 44 | 1,310 | 40,936,120 | 0 | 0 | 0 | 0 | 0 | 0 | 0 | 0 | 0 | 31 | 2,576 | 1,579,628 | 0 | 0 | 0 |

【B_総合支援】公費番号15,16,21

| 区分 審査月 | 内科 | | | 歯科 | | | 調剤 | | | 訪問看護 | | | 食事療養費（内科） | | | 食事療養費（歯科） | | |
|-----------|--------|---------|---------------|----|----|---------|--------|--------|---------------|--------|--------|-------------|-----------|----|-----|-----------|----|-----|
| | 件数 | 日数 | 医療費 | 件数 | 日数 | 医療費 | 件数 | 日数 | 医療費 | 件数 | 日数 | 医療費 | 件数 | 回数 | 医療費 | 件数 | 回数 | 医療費 |
| 令和3年度 | 58,575 | 165,658 | 2,584,795,090 | 32 | 33 | 406,020 | 45,715 | 65,649 | 1,132,353,790 | 10,406 | 46,717 | 495,101,970 | 0 | 0 | 0 | 0 | 0 | 0 |
| 令和4年4月 | 5,065 | 14,088 | 220,760,110 | 2 | 2 | 21,980 | 3,924 | 5,524 | 85,847,080 | 927 | 4,358 | 45,551,660 | 0 | 0 | 0 | 0 | 0 | 0 |
| 5月 | 4,972 | 13,830 | 211,342,730 | 2 | 2 | 5,980 | 3,812 | 5,315 | 75,192,680 | 925 | 3,939 | 42,047,870 | 0 | 0 | 0 | 0 | 0 | 0 |
| 6月 | 4,525 | 12,338 | 189,879,850 | 0 | 0 | 0 | 3,767 | 4,918 | 69,103,420 | 917 | 3,950 | 41,930,290 | 0 | 0 | 0 | 0 | 0 | 0 |
| 7月 | 5,465 | 14,404 | 204,109,720 | 0 | 0 | 0 | 4,075 | 5,400 | 74,620,610 | 940 | 4,371 | 45,721,610 | 0 | 0 | 0 | 0 | 0 | 0 |
| 8月 | 4,787 | 13,036 | 209,583,520 | 2 | 3 | 47,840 | 3,839 | 5,120 | 72,433,540 | 907 | 3,992 | 42,214,740 | 0 | 0 | 0 | 0 | 0 | 0 |
| 9月 | 4,911 | 13,364 | 200,539,040 | 1 | 1 | 8,970 | 3,868 | 5,421 | 80,543,800 | 894 | 4,173 | 43,695,570 | 0 | 0 | 0 | 0 | 0 | 0 |
| 10月 | 5,064 | 13,613 | 211,031,480 | 1 | 2 | 38,730 | 3,785 | 5,218 | 73,783,510 | 906 | 4,042 | 42,542,190 | 0 | 0 | 0 | 0 | 0 | 0 |
| 11月 | 5,015 | 13,586 | 203,960,700 | 1 | 1 | 37,890 | 3,853 | 5,151 | 75,207,920 | 939 | 4,114 | 43,577,850 | 0 | 0 | 0 | 0 | 0 | 0 |
| 12月 | 4,928 | 13,402 | 202,508,150 | 0 | 0 | 0 | 3,726 | 4,931 | 70,561,880 | 946 | 4,382 | 45,795,810 | 0 | 0 | 0 | 0 | 0 | 0 |
| 令和5年1月 | 5,046 | 13,314 | 195,315,660 | 1 | 2 | 20,010 | 3,976 | 5,404 | 81,642,420 | 941 | 4,295 | 45,173,180 | 0 | 0 | 0 | 0 | 0 | 0 |
| 2月 | 4,779 | 12,561 | 206,919,150 | 0 | 0 | 0 | 3,659 | 4,609 | 69,554,630 | 931 | 4,045 | 42,932,720 | 0 | 0 | 0 | 0 | 0 | 0 |
| 3月 | 4,858 | 12,702 | 197,813,140 | 1 | 2 | 23,130 | 3,719 | 4,705 | 67,525,260 | 959 | 4,080 | 43,299,390 | 0 | 0 | 0 | 0 | 0 | 0 |
| 合計 | 59,415 | 160,238 | 2,453,763,250 | 11 | 15 | 204,530 | 46,003 | 61,716 | 896,016,750 | 11,132 | 49,741 | 524,482,880 | 0 | 0 | 0 | 0 | 0 | 0 |

公費負担医療（国民健康保険＋後期高齢者医療）

I-7-(2)-② 法別月別審査支払状況（療養介護・精神保健）

【C_療養介護医療】公費番号24

| 区分 審査月 | 医科 | | | 歯科 | | | 調剤 | | | 訪問看護 | | | 食事療養費（医科） | | | 食事療養費（歯科） | | |
|-----------|-------|--------|---------------|----|----|-----|----|----|-----|------|----|-----|-----------|-------|-----------|-----------|----|-----|
| | 件数 | 日数 | 医療費 | 件数 | 日数 | 医療費 | 件数 | 日数 | 医療費 | 件数 | 日数 | 医療費 | 件数 | 回数 | 医療費 | 件数 | 回数 | 医療費 |
| 令和3年度 | 1,891 | 57,254 | 1,406,731,620 | 0 | 0 | 0 | 0 | 0 | 0 | 0 | 0 | 0 | 9 | 745 | 488,210 | 0 | 0 | 0 |
| 令和4年4月 | 162 | 4,986 | 123,740,790 | 0 | 0 | 0 | 0 | 0 | 0 | 0 | 0 | 0 | 2 | 171 | 107,220 | 0 | 0 | 0 |
| 5月 | 145 | 4,348 | 105,476,580 | 0 | 0 | 0 | 0 | 0 | 0 | 0 | 0 | 0 | 2 | 180 | 112,350 | 0 | 0 | 0 |
| 6月 | 167 | 5,117 | 128,128,280 | 0 | 0 | 0 | 0 | 0 | 0 | 0 | 0 | 0 | 2 | 186 | 116,095 | 0 | 0 | 0 |
| 7月 | 163 | 4,883 | 20,276,480 | 0 | 0 | 0 | 0 | 0 | 0 | 0 | 0 | 0 | 2 | 180 | 112,350 | 0 | 0 | 0 |
| 8月 | 143 | 4,388 | 105,969,010 | 0 | 0 | 0 | 0 | 0 | 0 | 0 | 0 | 0 | 2 | 129 | 82,370 | 0 | 0 | 0 |
| 9月 | 154 | 4,735 | 118,198,800 | 0 | 0 | 0 | 0 | 0 | 0 | 0 | 0 | 0 | 1 | 93 | 61,070 | 0 | 0 | 0 |
| 10月 | 156 | 4,686 | 116,505,620 | 0 | 0 | 0 | 0 | 0 | 0 | 0 | 0 | 0 | 1 | 90 | 59,100 | 0 | 0 | 0 |
| 11月 | 169 | 5,194 | 128,936,310 | 0 | 0 | 0 | 0 | 0 | 0 | 0 | 0 | 0 | 1 | 93 | 61,070 | 0 | 0 | 0 |
| 12月 | 148 | 4,444 | 109,858,020 | 0 | 0 | 0 | 0 | 0 | 0 | 0 | 0 | 0 | 1 | 90 | 59,100 | 0 | 0 | 0 |
| 令和5年1月 | 170 | 5,169 | 129,308,770 | 0 | 0 | 0 | 0 | 0 | 0 | 0 | 0 | 0 | 1 | 93 | 61,070 | 0 | 0 | 0 |
| 2月 | 167 | 5,135 | 126,724,950 | 0 | 0 | 0 | 0 | 0 | 0 | 0 | 0 | 0 | 10 | 912 | 598,880 | 0 | 0 | 0 |
| 3月 | 165 | 4,527 | 112,372,290 | 0 | 0 | 0 | 0 | 0 | 0 | 0 | 0 | 0 | 1 | 84 | 55,160 | 0 | 0 | 0 |
| 合計 | 1,909 | 57,612 | 1,325,495,900 | 0 | 0 | 0 | 0 | 0 | 0 | 0 | 0 | 0 | 26 | 2,301 | 1,485,835 | 0 | 0 | 0 |

【D_精神保健】公費番号20

| 区分 審査月 | 医科 | | | 歯科 | | | 調剤 | | | 訪問看護 | | | 食事療養費（医科） | | | 食事療養費（歯科） | | |
|-----------|-----|-------|------------|----|----|-----|----|----|-----|------|----|-----|-----------|-------|-----------|-----------|----|-----|
| | 件数 | 日数 | 医療費 | 件数 | 日数 | 医療費 | 件数 | 日数 | 医療費 | 件数 | 日数 | 医療費 | 件数 | 回数 | 医療費 | 件数 | 回数 | 医療費 |
| 令和3年度 | 111 | 1,973 | 54,660,090 | 0 | 0 | 0 | 0 | 0 | 0 | 0 | 0 | 0 | 109 | 5,665 | 3,887,571 | 0 | 0 | 0 |
| 令和4年4月 | 2 | 59 | 679,450 | 0 | 0 | 0 | 0 | 0 | 0 | 0 | 0 | 0 | 2 | 177 | 116,230 | 0 | 0 | 0 |
| 5月 | 2 | 42 | 1,556,560 | 0 | 0 | 0 | 0 | 0 | 0 | 0 | 0 | 0 | 2 | 123 | 80,770 | 0 | 0 | 0 |
| 6月 | 9 | 117 | 3,967,140 | 0 | 0 | 0 | 0 | 0 | 0 | 0 | 0 | 0 | 9 | 346 | 231,680 | 0 | 0 | 0 |
| 7月 | 9 | 197 | 5,542,170 | 0 | 0 | 0 | 0 | 0 | 0 | 0 | 0 | 0 | 9 | 568 | 381,324 | 0 | 0 | 0 |
| 8月 | 10 | 175 | 5,175,060 | 0 | 0 | 0 | 0 | 0 | 0 | 0 | 0 | 0 | 10 | 471 | 314,135 | 0 | 0 | 0 |
| 9月 | 8 | 108 | 3,219,270 | 0 | 0 | 0 | 0 | 0 | 0 | 0 | 0 | 0 | 8 | 313 | 206,380 | 0 | 0 | 0 |
| 10月 | 7 | 123 | 4,396,620 | 0 | 0 | 0 | 0 | 0 | 0 | 0 | 0 | 0 | 7 | 361 | 245,458 | 0 | 0 | 0 |
| 11月 | 6 | 86 | 2,226,570 | 0 | 0 | 0 | 0 | 0 | 0 | 0 | 0 | 0 | 6 | 248 | 159,416 | 0 | 0 | 0 |
| 12月 | 8 | 123 | 3,108,040 | 0 | 0 | 0 | 0 | 0 | 0 | 0 | 0 | 0 | 8 | 363 | 226,694 | 0 | 0 | 0 |
| 令和5年1月 | 2 | 41 | 903,150 | 0 | 0 | 0 | 0 | 0 | 0 | 0 | 0 | 0 | 2 | 120 | 78,400 | 0 | 0 | 0 |
| 2月 | 9 | 215 | 5,407,740 | 0 | 0 | 0 | 0 | 0 | 0 | 0 | 0 | 0 | 8 | 556 | 359,894 | 0 | 0 | 0 |
| 3月 | 7 | 152 | 4,303,450 | 0 | 0 | 0 | 0 | 0 | 0 | 0 | 0 | 0 | 7 | 453 | 302,010 | 0 | 0 | 0 |
| 合計 | 79 | 1,438 | 40,485,220 | 0 | 0 | 0 | 0 | 0 | 0 | 0 | 0 | 0 | 78 | 4,099 | 2,702,391 | 0 | 0 | 0 |

公費負担医療（国民健康保険＋後期高齢者医療）

I-7-(2)-③ 法別月別審査支払状況（結核予防・原爆医療）

【E_結核予防】公費番号10,11

| 区分 審査月 | 内科 | | | 歯科 | | | 調剤 | | | 訪問看護 | | | 食事療養費（内科） | | | 食事療養費（歯科） | | |
|-----------|-----|-------|------------|----|----|-----|-----|-----|-----------|------|----|-----|-----------|-------|-----------|-----------|----|-----|
| | 件数 | 日数 | 医療費 | 件数 | 日数 | 医療費 | 件数 | 日数 | 医療費 | 件数 | 日数 | 医療費 | 件数 | 回数 | 医療費 | 件数 | 回数 | 医療費 |
| 令和3年度 | 346 | 2,510 | 37,267,750 | 0 | 0 | 0 | 150 | 172 | 791,780 | 0 | 0 | 0 | 56 | 2,995 | 1,945,282 | 0 | 0 | 0 |
| 令和4年4月 | 31 | 141 | 1,580,520 | 0 | 0 | 0 | 15 | 15 | 73,800 | 0 | 0 | 0 | 2 | 96 | 61,440 | 0 | 0 | 0 |
| 5月 | 18 | 52 | 195,360 | 0 | 0 | 0 | 10 | 14 | 63,160 | 0 | 0 | 0 | 0 | 0 | 0 | 0 | 0 | 0 |
| 6月 | 28 | 237 | 4,652,460 | 0 | 0 | 0 | 7 | 8 | 45,750 | 0 | 0 | 0 | 9 | 446 | 291,848 | 0 | 0 | 0 |
| 7月 | 26 | 206 | 3,817,580 | 0 | 0 | 0 | 8 | 8 | 53,210 | 0 | 0 | 0 | 4 | 205 | 130,115 | 0 | 0 | 0 |
| 8月 | 18 | 53 | 1,031,480 | 0 | 0 | 0 | 12 | 14 | 81,920 | 0 | 0 | 0 | 2 | 42 | 28,490 | 0 | 0 | 0 |
| 9月 | 17 | 28 | 333,910 | 0 | 0 | 0 | 9 | 10 | 391,290 | 0 | 0 | 0 | 0 | 0 | 0 | 0 | 0 | 0 |
| 10月 | 17 | 100 | 2,132,600 | 0 | 0 | 0 | 11 | 13 | 74,480 | 0 | 0 | 0 | 4 | 139 | 92,845 | 0 | 0 | 0 |
| 11月 | 19 | 104 | 1,958,390 | 0 | 0 | 0 | 8 | 8 | 57,350 | 0 | 0 | 0 | 3 | 176 | 123,532 | 0 | 0 | 0 |
| 12月 | 23 | 151 | 1,822,590 | 0 | 0 | 0 | 7 | 9 | 84,590 | 0 | 0 | 0 | 33 | 155 | 108,564 | 0 | 0 | 0 |
| 令和5年1月 | 23 | 126 | 2,188,280 | 0 | 0 | 0 | 6 | 8 | 42,500 | 0 | 0 | 0 | 2 | 111 | 71,440 | 0 | 0 | 0 |
| 2月 | 26 | 261 | 6,180,260 | 0 | 0 | 0 | 11 | 14 | 77,540 | 0 | 0 | 0 | 12 | 570 | 376,672 | 0 | 0 | 0 |
| 3月 | 24 | 108 | 1,489,590 | 0 | 0 | 0 | 9 | 13 | 56,290 | 0 | 0 | 0 | 3 | 141 | 90,790 | 0 | 0 | 0 |
| 合計 | 270 | 1,567 | 27,383,020 | 0 | 0 | 0 | 113 | 134 | 1,101,880 | 0 | 0 | 0 | 74 | 2,081 | 1,375,736 | 0 | 0 | 0 |

【F_原爆医療】公費番号18,19

| 区分 審査月 | 内科 | | | 歯科 | | | 調剤 | | | 訪問看護 | | | 食事療養費（内科） | | | 食事療養費（歯科） | | |
|-----------|-----|-------|------------|----|-----|-----------|-----|-----|-----------|------|----|---------|-----------|-------|-----------|-----------|----|-----|
| | 件数 | 日数 | 医療費 | 件数 | 日数 | 医療費 | 件数 | 日数 | 医療費 | 件数 | 日数 | 医療費 | 件数 | 回数 | 医療費 | 件数 | 回数 | 医療費 |
| 令和3年度 | 529 | 1,834 | 38,716,030 | 71 | 202 | 1,586,690 | 293 | 341 | 5,987,330 | 0 | 0 | 0 | 33 | 1,935 | 1,170,771 | 0 | 0 | 0 |
| 令和4年4月 | 43 | 115 | 1,951,690 | 3 | 8 | 30,690 | 23 | 26 | 413,780 | 0 | 0 | 0 | 1 | 93 | 61,070 | 0 | 0 | 0 |
| 5月 | 38 | 109 | 3,357,040 | 5 | 10 | 59,810 | 26 | 30 | 545,030 | 0 | 0 | 0 | 2 | 75 | 49,300 | 0 | 0 | 0 |
| 6月 | 40 | 145 | 5,105,330 | 8 | 19 | 143,410 | 23 | 25 | 390,200 | 0 | 0 | 0 | 4 | 203 | 130,070 | 0 | 0 | 0 |
| 7月 | 47 | 178 | 6,510,190 | 8 | 19 | 126,970 | 21 | 24 | 311,690 | 0 | 0 | 0 | 6 | 280 | 186,002 | 0 | 0 | 0 |
| 8月 | 48 | 116 | 2,608,710 | 6 | 14 | 104,090 | 27 | 29 | 579,520 | 0 | 0 | 0 | 2 | 84 | 61,518 | 0 | 0 | 0 |
| 9月 | 41 | 115 | 4,051,730 | 5 | 15 | 105,520 | 22 | 23 | 368,890 | 0 | 0 | 0 | 2 | 90 | 59,150 | 0 | 0 | 0 |
| 10月 | 43 | 142 | 3,895,990 | 7 | 13 | 125,180 | 21 | 24 | 360,280 | 0 | 0 | 0 | 6 | 173 | 116,498 | 0 | 0 | 0 |
| 11月 | 40 | 113 | 2,569,930 | 5 | 10 | 49,800 | 24 | 29 | 559,360 | 0 | 0 | 0 | 2 | 65 | 41,700 | 0 | 0 | 0 |
| 12月 | 41 | 86 | 1,905,610 | 4 | 9 | 42,580 | 22 | 26 | 375,470 | 1 | 16 | 159,030 | 0 | 0 | 0 | 0 | 0 | 0 |
| 令和5年1月 | 42 | 111 | 2,124,640 | 7 | 14 | 69,090 | 21 | 21 | 424,100 | 1 | 6 | 95,530 | 3 | 82 | 52,934 | 0 | 0 | 0 |
| 2月 | 39 | 137 | 3,946,950 | 5 | 10 | 175,810 | 24 | 27 | 459,540 | 0 | 0 | 0 | 5 | 157 | 105,588 | 0 | 0 | 0 |
| 3月 | 37 | 103 | 1,692,540 | 7 | 13 | 96,390 | 22 | 24 | 384,770 | 0 | 0 | 0 | 1 | 82 | 53,880 | 0 | 0 | 0 |
| 合計 | 499 | 1,470 | 39,720,350 | 70 | 154 | 1,129,340 | 276 | 308 | 5,172,630 | 2 | 22 | 254,560 | 34 | 1,384 | 917,710 | 0 | 0 | 0 |

公費負担医療（国民健康保険＋後期高齢者医療）

I-7-(2)-④ 法別月別審査支払状況（戦傷病者・母子保健）

【G_戦傷病者】公費番号13,14

| 区分 審査月 | 医科 | | | 歯科 | | | 調剤 | | | 訪問看護 | | | 食事療養費（医科） | | | 食事療養費（歯科） | | |
|-----------|----|----|-----|----|----|-----|----|----|-----|------|----|-----|-----------|----|-----|-----------|----|-----|
| | 件数 | 日数 | 医療費 | 件数 | 日数 | 医療費 | 件数 | 日数 | 医療費 | 件数 | 日数 | 医療費 | 件数 | 回数 | 医療費 | 件数 | 回数 | 医療費 |
| 令和3年度 | 0 | 0 | 0 | 0 | 0 | 0 | 0 | 0 | 0 | 0 | 0 | 0 | 0 | 0 | 0 | 0 | 0 | 0 |
| 令和4年4月 | 0 | 0 | 0 | 0 | 0 | 0 | 0 | 0 | 0 | 0 | 0 | 0 | 0 | 0 | 0 | 0 | 0 | 0 |
| 5月 | 0 | 0 | 0 | 0 | 0 | 0 | 0 | 0 | 0 | 0 | 0 | 0 | 0 | 0 | 0 | 0 | 0 | 0 |
| 6月 | 0 | 0 | 0 | 0 | 0 | 0 | 0 | 0 | 0 | 0 | 0 | 0 | 0 | 0 | 0 | 0 | 0 | 0 |
| 7月 | 0 | 0 | 0 | 0 | 0 | 0 | 0 | 0 | 0 | 0 | 0 | 0 | 0 | 0 | 0 | 0 | 0 | 0 |
| 8月 | 0 | 0 | 0 | 0 | 0 | 0 | 0 | 0 | 0 | 0 | 0 | 0 | 0 | 0 | 0 | 0 | 0 | 0 |
| 9月 | 0 | 0 | 0 | 0 | 0 | 0 | 0 | 0 | 0 | 0 | 0 | 0 | 0 | 0 | 0 | 0 | 0 | 0 |
| 10月 | 0 | 0 | 0 | 0 | 0 | 0 | 0 | 0 | 0 | 0 | 0 | 0 | 0 | 0 | 0 | 0 | 0 | 0 |
| 11月 | 0 | 0 | 0 | 0 | 0 | 0 | 0 | 0 | 0 | 0 | 0 | 0 | 0 | 0 | 0 | 0 | 0 | 0 |
| 12月 | 0 | 0 | 0 | 0 | 0 | 0 | 0 | 0 | 0 | 0 | 0 | 0 | 0 | 0 | 0 | 0 | 0 | 0 |
| 令和5年1月 | 0 | 0 | 0 | 0 | 0 | 0 | 0 | 0 | 0 | 0 | 0 | 0 | 0 | 0 | 0 | 0 | 0 | 0 |
| 2月 | 0 | 0 | 0 | 0 | 0 | 0 | 0 | 0 | 0 | 0 | 0 | 0 | 0 | 0 | 0 | 0 | 0 | 0 |
| 3月 | 0 | 0 | 0 | 0 | 0 | 0 | 0 | 0 | 0 | 0 | 0 | 0 | 0 | 0 | 0 | 0 | 0 | 0 |
| 合計 | 0 | 0 | 0 | 0 | 0 | 0 | 0 | 0 | 0 | 0 | 0 | 0 | 0 | 0 | 0 | 0 | 0 | 0 |

【H_母子保健】公費番号23

| 区分 審査月 | 医科 | | | 歯科 | | | 調剤 | | | 訪問看護 | | | 食事療養費（医科） | | | 食事療養費（歯科） | | |
|-----------|----|-----|------------|----|----|-----|----|----|-----|------|----|-----|-----------|-------|---------|-----------|----|-----|
| | 件数 | 日数 | 医療費 | 件数 | 日数 | 医療費 | 件数 | 日数 | 医療費 | 件数 | 日数 | 医療費 | 件数 | 回数 | 医療費 | 件数 | 回数 | 医療費 |
| 令和3年度 | 30 | 461 | 44,242,320 | 0 | 0 | 0 | 0 | 0 | 0 | 0 | 0 | 0 | 27 | 902 | 577,730 | 0 | 0 | 0 |
| 令和4年4月 | 4 | 72 | 10,879,410 | 0 | 0 | 0 | 0 | 0 | 0 | 0 | 0 | 0 | 3 | 189 | 120,960 | 0 | 0 | 0 |
| 5月 | 4 | 68 | 6,958,500 | 0 | 0 | 0 | 0 | 0 | 0 | 0 | 0 | 0 | 3 | 106 | 67,840 | 0 | 0 | 0 |
| 6月 | 6 | 106 | 6,350,140 | 0 | 0 | 0 | 0 | 0 | 0 | 0 | 0 | 0 | 5 | 297 | 190,080 | 0 | 0 | 0 |
| 7月 | 5 | 50 | 8,399,480 | 0 | 0 | 0 | 0 | 0 | 0 | 0 | 0 | 0 | 3 | 24 | 15,360 | 0 | 0 | 0 |
| 8月 | 0 | 0 | 0 | 0 | 0 | 0 | 0 | 0 | 0 | 0 | 0 | 0 | 0 | 0 | 0 | 0 | 0 | 0 |
| 9月 | 4 | 22 | 2,049,820 | 0 | 0 | 0 | 0 | 0 | 0 | 0 | 0 | 0 | 4 | 58 | 37,120 | 0 | 0 | 0 |
| 10月 | 2 | 31 | 4,392,520 | 0 | 0 | 0 | 0 | 0 | 0 | 0 | 0 | 0 | 1 | 66 | 42,240 | 0 | 0 | 0 |
| 11月 | 4 | 61 | 2,317,530 | 0 | 0 | 0 | 0 | 0 | 0 | 0 | 0 | 0 | 4 | 155 | 99,200 | 0 | 0 | 0 |
| 12月 | 3 | 21 | 2,040,830 | 0 | 0 | 0 | 0 | 0 | 0 | 0 | 0 | 0 | 3 | 55 | 35,200 | 0 | 0 | 0 |
| 令和5年1月 | 0 | 0 | 0 | 0 | 0 | 0 | 0 | 0 | 0 | 0 | 0 | 0 | 0 | 0 | 0 | 0 | 0 | 0 |
| 2月 | 3 | 33 | 3,385,300 | 0 | 0 | 0 | 0 | 0 | 0 | 0 | 0 | 0 | 3 | 88 | 56,320 | 0 | 0 | 0 |
| 3月 | 1 | 4 | 194,420 | 0 | 0 | 0 | 0 | 0 | 0 | 0 | 0 | 0 | 1 | 10 | 6,400 | 0 | 0 | 0 |
| 合計 | 36 | 468 | 46,967,950 | 0 | 0 | 0 | 0 | 0 | 0 | 0 | 0 | 0 | 30 | 1,048 | 670,720 | 0 | 0 | 0 |

公費負担医療（国民健康保険＋後期高齢者医療）

I-7-(2)-⑤ 法別月別審査支払状況（特定疾患・小児慢性）

【I_特定疾患】公費番号51

| 区分 審査月 | 医科 | | | 歯科 | | | 調剤 | | | 訪問看護 | | | 食事療養費（医科） | | | 食事療養費（歯科） | | |
|-----------|-----|-----|-------------|----|----|-----|-----|-----|------------|------|-----|-----------|-----------|-------|---------|-----------|----|-----|
| | 件数 | 日数 | 医療費 | 件数 | 日数 | 医療費 | 件数 | 日数 | 医療費 | 件数 | 日数 | 医療費 | 件数 | 回数 | 医療費 | 件数 | 回数 | 医療費 |
| 令和3年度 | 332 | 934 | 123,838,340 | 0 | 0 | 0 | 190 | 227 | 18,025,980 | 37 | 283 | 2,811,780 | 19 | 1,227 | 849,342 | 0 | 0 | 0 |
| 令和4年4月 | 27 | 39 | 10,795,380 | 0 | 0 | 0 | 14 | 16 | 2,403,180 | 3 | 35 | 331,430 | 0 | 0 | 0 | 0 | 0 | 0 |
| 5月 | 22 | 36 | 9,980,080 | 0 | 0 | 0 | 13 | 16 | 1,681,280 | 2 | 25 | 233,030 | 0 | 0 | 0 | 0 | 0 | 0 |
| 6月 | 23 | 36 | 12,499,980 | 0 | 0 | 0 | 14 | 17 | 157,460 | 2 | 24 | 223,480 | 2 | 2 | 1,406 | 0 | 0 | 0 |
| 7月 | 30 | 62 | 12,662,170 | 0 | 0 | 0 | 16 | 22 | 2,348,890 | 4 | 33 | 323,110 | 2 | 31 | 21,356 | 0 | 0 | 0 |
| 8月 | 18 | 30 | 4,681,850 | 0 | 0 | 0 | 12 | 16 | 1,248,090 | 3 | 29 | 278,070 | 0 | 0 | 0 | 0 | 0 | 0 |
| 9月 | 23 | 39 | 17,514,330 | 0 | 0 | 0 | 15 | 18 | 157,810 | 3 | 30 | 285,620 | 0 | 0 | 0 | 0 | 0 | 0 |
| 10月 | 22 | 33 | 5,146,660 | 0 | 0 | 0 | 11 | 14 | 2,316,660 | 3 | 28 | 269,520 | 0 | 0 | 0 | 0 | 0 | 0 |
| 11月 | 24 | 39 | 12,092,290 | 0 | 0 | 0 | 10 | 11 | 1,162,770 | 3 | 26 | 250,420 | 0 | 0 | 0 | 0 | 0 | 0 |
| 12月 | 19 | 26 | 6,885,280 | 0 | 0 | 0 | 9 | 10 | 107,380 | 3 | 23 | 225,770 | 1 | 1 | 690 | 0 | 0 | 0 |
| 令和5年1月 | 25 | 35 | 10,267,400 | 0 | 0 | 0 | 14 | 14 | 286,560 | 2 | 21 | 208,430 | 0 | 0 | 0 | 0 | 0 | 0 |
| 2月 | 20 | 41 | 11,027,380 | 0 | 0 | 0 | 9 | 11 | 182,450 | 2 | 17 | 172,530 | 1 | 11 | 7,898 | 0 | 0 | 0 |
| 3月 | 21 | 31 | 10,463,380 | 0 | 0 | 0 | 12 | 13 | 9,048,710 | 2 | 19 | 195,830 | 0 | 0 | 0 | 0 | 0 | 0 |
| 合計 | 274 | 447 | 124,016,180 | 0 | 0 | 0 | 149 | 178 | 21,101,240 | 32 | 310 | 2,997,240 | 6 | 45 | 31,350 | 0 | 0 | 0 |

【J_小児慢性】公費番号52

| 区分 審査月 | 医科 | | | 歯科 | | | 調剤 | | | 訪問看護 | | | 食事療養費（医科） | | | 食事療養費（歯科） | | |
|-----------|-----|-------|-------------|----|----|--------|-----|-----|-------------|------|-----|-----------|-----------|-------|-----------|-----------|----|-----|
| | 件数 | 日数 | 医療費 | 件数 | 日数 | 医療費 | 件数 | 日数 | 医療費 | 件数 | 日数 | 医療費 | 件数 | 回数 | 医療費 | 件数 | 回数 | 医療費 |
| 令和3年度 | 719 | 1,840 | 156,952,400 | 5 | 10 | 13,800 | 442 | 499 | 283,885,480 | 46 | 155 | 1,973,290 | 46 | 1,188 | 774,662 | 0 | 0 | 0 |
| 令和4年4月 | 73 | 195 | 20,209,510 | 3 | 4 | 15,590 | 43 | 48 | 38,537,860 | 4 | 31 | 481,860 | 4 | 117 | 75,430 | 0 | 0 | 0 |
| 5月 | 59 | 197 | 18,483,650 | 2 | 2 | 7,560 | 31 | 35 | 5,508,170 | 3 | 27 | 396,070 | 8 | 273 | 170,570 | 0 | 0 | 0 |
| 6月 | 51 | 152 | 15,503,470 | 1 | 2 | 16,700 | 28 | 34 | 26,912,450 | 3 | 16 | 223,820 | 3 | 63 | 37,505 | 0 | 0 | 0 |
| 7月 | 54 | 147 | 15,523,940 | 1 | 2 | 15,590 | 35 | 46 | 4,465,420 | 5 | 44 | 619,600 | 3 | 179 | 106,105 | 0 | 0 | 0 |
| 8月 | 54 | 177 | 15,857,680 | 2 | 3 | 17,390 | 31 | 39 | 37,594,940 | 6 | 46 | 646,940 | 5 | 234 | 176,550 | 0 | 0 | 0 |
| 9月 | 59 | 143 | 5,827,080 | 0 | 0 | 0 | 34 | 44 | 26,755,990 | 5 | 34 | 410,000 | 2 | 181 | 109,795 | 0 | 0 | 0 |
| 10月 | 52 | 137 | 14,320,890 | 0 | 0 | 0 | 34 | 41 | 5,211,710 | 5 | 41 | 468,350 | 3 | 180 | 109,450 | 0 | 0 | 0 |
| 11月 | 55 | 144 | 22,302,520 | 0 | 0 | 0 | 29 | 34 | 3,193,170 | 6 | 37 | 504,590 | 5 | 186 | 113,095 | 0 | 0 | 0 |
| 12月 | 58 | 107 | 13,089,890 | 0 | 0 | 0 | 31 | 37 | 27,586,970 | 5 | 38 | 488,800 | 2 | 87 | 55,780 | 0 | 0 | 0 |
| 令和5年1月 | 61 | 126 | 14,909,290 | 0 | 0 | 0 | 37 | 50 | 37,864,960 | 5 | 29 | 421,950 | 7 | 133 | 85,622 | 0 | 0 | 0 |
| 2月 | 54 | 133 | 12,502,250 | 1 | 1 | 2,580 | 33 | 43 | 4,166,290 | 5 | 30 | 396,200 | 3 | 162 | 103,780 | 0 | 0 | 0 |
| 3月 | 48 | 98 | 11,504,510 | 0 | 0 | 0 | 35 | 46 | 33,350,380 | 5 | 32 | 395,100 | 3 | 79 | 50,660 | 0 | 0 | 0 |
| 合計 | 678 | 1,756 | 180,034,680 | 10 | 14 | 75,410 | 401 | 497 | 251,148,310 | 57 | 405 | 5,453,280 | 48 | 1,874 | 1,194,342 | 0 | 0 | 0 |

公費負担医療（国民健康保険＋後期高齢者医療）

I-7-(2)-⑥法別月別審査支払状況（福祉施設措置・感染症）

【K_福祉施設措置】公費番号53

| 区分 審査月 | 内科 | | | 歯科 | | | 調剤 | | | 訪問看護 | | | 食事療養費（内科） | | | 食事療養費（歯科） | | |
|-----------|-----|-------|------------|----|-----|---------|-----|-----|-----------|------|----|-----|-----------|-------|-----------|-----------|----|-----|
| | 件数 | 日数 | 医療費 | 件数 | 日数 | 医療費 | 件数 | 日数 | 医療費 | 件数 | 日数 | 医療費 | 件数 | 回数 | 医療費 | 件数 | 回数 | 医療費 |
| 令和3年度 | 768 | 2,213 | 44,895,520 | 84 | 111 | 727,320 | 369 | 468 | 3,242,280 | 0 | 0 | 0 | 46 | 3,488 | 2,076,653 | 0 | 0 | 0 |
| 令和4年4月 | 63 | 117 | 2,585,410 | 2 | 3 | 15,880 | 41 | 47 | 358,390 | 0 | 0 | 0 | 1 | 93 | 55,025 | 0 | 0 | 0 |
| 5月 | 56 | 102 | 2,068,140 | 3 | 4 | 27,660 | 35 | 46 | 328,920 | 0 | 0 | 0 | 2 | 94 | 55,960 | 0 | 0 | 0 |
| 6月 | 60 | 107 | 2,087,750 | 6 | 9 | 54,820 | 35 | 38 | 190,760 | 0 | 0 | 0 | 2 | 98 | 58,375 | 0 | 0 | 0 |
| 7月 | 61 | 107 | 1,974,140 | 9 | 12 | 83,260 | 38 | 41 | 207,800 | 0 | 0 | 0 | 1 | 90 | 53,250 | 0 | 0 | 0 |
| 8月 | 64 | 116 | 2,104,490 | 11 | 12 | 86,290 | 37 | 43 | 258,840 | 0 | 0 | 0 | 1 | 93 | 55,025 | 0 | 0 | 0 |
| 9月 | 55 | 110 | 2,057,300 | 13 | 20 | 154,700 | 29 | 33 | 214,510 | 0 | 0 | 0 | 2 | 152 | 93,785 | 0 | 0 | 0 |
| 10月 | 47 | 118 | 2,335,000 | 13 | 24 | 149,740 | 31 | 35 | 233,240 | 0 | 0 | 0 | 2 | 180 | 112,350 | 0 | 0 | 0 |
| 11月 | 62 | 141 | 2,471,360 | 9 | 15 | 111,930 | 35 | 41 | 289,480 | 0 | 0 | 0 | 3 | 211 | 131,595 | 0 | 0 | 0 |
| 12月 | 52 | 125 | 2,249,320 | 5 | 6 | 36,870 | 29 | 34 | 230,850 | 0 | 0 | 0 | 2 | 176 | 109,740 | 0 | 0 | 0 |
| 令和5年1月 | 60 | 104 | 2,001,790 | 7 | 9 | 48,680 | 34 | 39 | 230,930 | 0 | 0 | 0 | 2 | 98 | 58,325 | 0 | 0 | 0 |
| 2月 | 56 | 94 | 2,081,290 | 5 | 5 | 22,840 | 30 | 32 | 222,410 | 0 | 0 | 0 | 1 | 93 | 55,025 | 0 | 0 | 0 |
| 3月 | 54 | 97 | 1,814,810 | 11 | 13 | 86,690 | 35 | 43 | 234,490 | 0 | 0 | 0 | 1 | 84 | 49,700 | 0 | 0 | 0 |
| 合計 | 690 | 1,338 | 25,830,800 | 94 | 132 | 879,360 | 409 | 472 | 3,000,620 | 0 | 0 | 0 | 20 | 1,462 | 888,155 | 0 | 0 | 0 |

【L_感染症】公費番号28,29

| 区分 審査月 | 内科 | | | 歯科 | | | 調剤 | | | 訪問看護 | | | 食事療養費（内科） | | | 食事療養費（歯科） | | |
|-----------|---------|---------|---------------|----|----|---------|--------|--------|-------------|------|-----|-----------|-----------|---------|------------|-----------|----|-----|
| | 件数 | 日数 | 医療費 | 件数 | 日数 | 医療費 | 件数 | 日数 | 医療費 | 件数 | 日数 | 医療費 | 件数 | 回数 | 医療費 | 件数 | 回数 | 医療費 |
| 令和3年度 | 39,591 | 50,261 | 1,095,745,630 | 6 | 6 | 71,000 | 66 | 76 | 256,620 | 1 | 5 | 150,090 | 842 | 18,492 | 12,101,618 | 0 | 0 | 0 |
| 令和4年4月 | 7,899 | 9,366 | 128,417,730 | 4 | 4 | 34,000 | 118 | 131 | 488,260 | 0 | 0 | 0 | 83 | 1,480 | 988,893 | 0 | 0 | 0 |
| 5月 | 6,965 | 8,304 | 98,720,240 | 6 | 6 | 46,940 | 151 | 170 | 650,380 | 0 | 0 | 0 | 73 | 1,409 | 906,716 | 0 | 0 | 0 |
| 6月 | 8,061 | 9,852 | 158,035,630 | 7 | 7 | 58,000 | 337 | 364 | 1,299,440 | 0 | 0 | 0 | 118 | 2,592 | 1,737,948 | 0 | 0 | 0 |
| 7月 | 6,775 | 8,399 | 115,565,490 | 7 | 6 | 54,000 | 192 | 211 | 766,910 | 0 | 0 | 0 | 133 | 2,458 | 1,635,103 | 0 | 0 | 0 |
| 8月 | 12,458 | 14,653 | 149,712,930 | 5 | 5 | 42,500 | 939 | 1,011 | 3,723,760 | 2 | 14 | 175,080 | 82 | 1,697 | 1,059,038 | 0 | 0 | 0 |
| 9月 | 22,274 | 27,606 | 325,857,390 | 7 | 7 | 57,000 | 2,569 | 2,780 | 10,249,050 | 9 | 45 | 1,225,110 | 250 | 5,331 | 3,544,277 | 0 | 0 | 0 |
| 10月 | 13,937 | 19,452 | 430,189,070 | 5 | 5 | 31,500 | 1,284 | 1,394 | 6,263,390 | 12 | 44 | 856,460 | 463 | 9,477 | 6,237,330 | 0 | 0 | 0 |
| 11月 | 10,899 | 17,934 | 536,379,140 | 1 | 1 | 8,500 | 560 | 604 | 8,485,970 | 8 | 35 | 656,140 | 706 | 15,703 | 10,497,450 | 0 | 0 | 0 |
| 12月 | 15,294 | 25,270 | 654,833,800 | 12 | 12 | 86,940 | 1,519 | 1,628 | 46,577,030 | 16 | 75 | 1,578,920 | 861 | 20,592 | 13,724,291 | 0 | 0 | 0 |
| 令和5年1月 | 19,262 | 27,770 | 585,336,840 | 2 | 2 | 17,000 | 2,487 | 2,646 | 84,932,220 | 15 | 74 | 1,066,240 | 531 | 11,557 | 7,634,854 | 0 | 0 | 0 |
| 2月 | 18,783 | 27,840 | 691,691,340 | 3 | 3 | 25,500 | 1,881 | 2,016 | 70,194,090 | 10 | 37 | 728,190 | 741 | 16,704 | 11,140,352 | 0 | 0 | 0 |
| 3月 | 12,347 | 20,518 | 665,609,920 | 3 | 3 | 25,500 | 487 | 529 | 15,291,200 | 6 | 22 | 312,700 | 749 | 17,583 | 11,666,297 | 0 | 0 | 0 |
| 合計 | 154,954 | 216,964 | 4,540,349,520 | 62 | 61 | 487,380 | 12,524 | 13,484 | 248,921,700 | 78 | 346 | 6,598,840 | 4,790 | 106,583 | 70,772,549 | 0 | 0 | 0 |

公費負担医療（国民健康保険＋後期高齢者医療）

I-7-(2)-⑦法別月別審査支払状況（石綿・肝炎医療）

【M_石綿による健康被害救済】公費番号66

| 区分 審査月 | 内科 | | | 歯科 | | | 調剤 | | | 訪問看護 | | | 食事療養費（内科） | | | 食事療養費（歯科） | | |
|-----------|----|-----|------------|----|----|-------|----|-------|-----------|------|----|---------|-----------|-------|---------|-----------|----|-----|
| | 件数 | 日数 | 医療費 | 件数 | 日数 | 医療費 | 件数 | 日数 | 医療費 | 件数 | 日数 | 医療費 | 件数 | 回数 | 医療費 | 件数 | 回数 | 医療費 |
| 令和3年度 | 54 | 224 | 19,000,180 | 0 | 0 | 0 | 30 | 1,835 | 645,580 | 2 | 8 | 117,080 | 9 | 327 | 216,198 | 0 | 0 | 0 |
| 令和4年4月 | 7 | 10 | 1,351,360 | 0 | 0 | 0 | 4 | 5 | 73,140 | 0 | 0 | 0 | 0 | 0 | 0 | 0 | 0 | 0 |
| 5月 | 6 | 53 | 3,890,620 | 0 | 0 | 0 | 2 | 3 | 21,650 | 0 | 0 | 0 | 2 | 120 | 82,764 | 0 | 0 | 0 |
| 6月 | 6 | 61 | 5,987,180 | 0 | 0 | 0 | 7 | 15 | 139,000 | 0 | 0 | 0 | 2 | 162 | 113,498 | 0 | 0 | 0 |
| 7月 | 10 | 105 | 10,106,180 | 1 | 2 | 1,810 | 3 | 10 | 91,610 | 0 | 0 | 0 | 4 | 241 | 164,224 | 0 | 0 | 0 |
| 8月 | 10 | 79 | 5,379,590 | 0 | 0 | 0 | 5 | 7 | 153,400 | 0 | 0 | 0 | 3 | 179 | 119,518 | 0 | 0 | 0 |
| 9月 | 7 | 34 | 3,790,070 | 0 | 0 | 0 | 3 | 7 | 86,350 | 0 | 0 | 0 | 0 | 0 | 0 | 0 | 0 | 0 |
| 10月 | 8 | 31 | 2,561,960 | 0 | 0 | 0 | 5 | 7 | 74,680 | 0 | 0 | 0 | 2 | 38 | 24,320 | 0 | 0 | 0 |
| 11月 | 7 | 69 | 3,168,960 | 0 | 0 | 0 | 2 | 3 | 31,210 | 0 | 0 | 0 | 3 | 166 | 115,244 | 0 | 0 | 0 |
| 12月 | 4 | 25 | 769,400 | 0 | 0 | 0 | 4 | 5 | 63,440 | 0 | 0 | 0 | 0 | 0 | 0 | 0 | 0 | 0 |
| 令和5年1月 | 7 | 32 | 1,117,390 | 0 | 0 | 0 | 5 | 12 | 127,820 | 0 | 0 | 0 | 2 | 57 | 36,480 | 0 | 0 | 0 |
| 2月 | 4 | 32 | 1,371,480 | 0 | 0 | 0 | 3 | 6 | 87,750 | 0 | 0 | 0 | 1 | 72 | 46,080 | 0 | 0 | 0 |
| 3月 | 3 | 5 | 134,210 | 0 | 0 | 0 | 3 | 3 | 67,610 | 0 | 0 | 0 | 1 | 3 | 1,920 | 0 | 0 | 0 |
| 合計 | 79 | 536 | 39,628,400 | 1 | 2 | 1,810 | 46 | 83 | 1,017,660 | 0 | 0 | 0 | 20 | 1,038 | 704,048 | 0 | 0 | 0 |

【N_肝炎医療】公費番号38

| 区分 審査月 | 内科 | | | 歯科 | | | 調剤 | | | 訪問看護 | | | 食事療養費（内科） | | | 食事療養費（歯科） | | |
|-----------|-----|-------|-------------|----|----|-------|-----|-----|-------------|------|----|-----|-----------|----|-----|-----------|----|-----|
| | 件数 | 日数 | 医療費 | 件数 | 日数 | 医療費 | 件数 | 日数 | 医療費 | 件数 | 日数 | 医療費 | 件数 | 回数 | 医療費 | 件数 | 回数 | 医療費 |
| 令和3年度 | 428 | 1,252 | 119,167,950 | 0 | 0 | 0 | 911 | 971 | 121,302,000 | 0 | 0 | 0 | 0 | 0 | 0 | 0 | 0 | 0 |
| 令和4年4月 | 38 | 99 | 6,788,410 | 1 | 1 | 2,460 | 93 | 104 | 14,798,770 | 0 | 0 | 0 | 0 | 0 | 0 | 0 | 0 | 0 |
| 5月 | 31 | 73 | 7,339,160 | 0 | 0 | 0 | 80 | 86 | 13,793,620 | 0 | 0 | 0 | 0 | 0 | 0 | 0 | 0 | 0 |
| 6月 | 32 | 133 | 13,554,960 | 0 | 0 | 0 | 57 | 61 | 8,750,820 | 0 | 0 | 0 | 0 | 0 | 0 | 0 | 0 | 0 |
| 7月 | 42 | 114 | 10,528,860 | 0 | 0 | 0 | 86 | 89 | 7,692,600 | 0 | 0 | 0 | 0 | 0 | 0 | 0 | 0 | 0 |
| 8月 | 27 | 80 | 7,817,810 | 0 | 0 | 0 | 67 | 70 | 5,848,170 | 0 | 0 | 0 | 0 | 0 | 0 | 0 | 0 | 0 |
| 9月 | 47 | 159 | 14,818,060 | 0 | 0 | 0 | 75 | 81 | 8,049,210 | 0 | 0 | 0 | 0 | 0 | 0 | 0 | 0 | 0 |
| 10月 | 37 | 172 | 8,666,600 | 0 | 0 | 0 | 82 | 88 | 17,217,180 | 0 | 0 | 0 | 0 | 0 | 0 | 0 | 0 | 0 |
| 11月 | 34 | 117 | 9,741,180 | 0 | 0 | 0 | 82 | 87 | 19,267,720 | 0 | 0 | 0 | 0 | 0 | 0 | 0 | 0 | 0 |
| 12月 | 38 | 129 | 11,701,820 | 0 | 0 | 0 | 63 | 66 | 6,611,940 | 0 | 0 | 0 | 0 | 0 | 0 | 0 | 0 | 0 |
| 令和5年1月 | 33 | 87 | 4,145,590 | 0 | 0 | 0 | 93 | 94 | 9,834,380 | 0 | 0 | 0 | 0 | 0 | 0 | 0 | 0 | 0 |
| 2月 | 33 | 171 | 6,828,860 | 0 | 0 | 0 | 74 | 80 | 13,041,000 | 0 | 0 | 0 | 0 | 0 | 0 | 0 | 0 | 0 |
| 3月 | 33 | 154 | 9,025,310 | 0 | 0 | 0 | 67 | 72 | 21,502,610 | 0 | 0 | 0 | 0 | 0 | 0 | 0 | 0 | 0 |
| 合計 | 425 | 1,488 | 110,956,620 | 1 | 1 | 2,460 | 919 | 978 | 146,408,020 | 0 | 0 | 0 | 0 | 0 | 0 | 0 | 0 | 0 |

公費負担医療（国民健康保険＋後期高齢者医療）

I-7-(2)-⑧法別月別審査支払状況（特定B型肝炎・難病）

【O_特定B型肝炎医療】公費番号62

| 区分 審査月 | 医科 | | | 歯科 | | | 調剤 | | | 訪問看護 | | | 食事療養費（医科） | | | 食事療養費（歯科） | | |
|-----------|-----|-----|-----------|----|----|-----|----|----|-----|------|----|-----|-----------|----|-----|-----------|----|-----|
| | 件数 | 日数 | 医療費 | 件数 | 日数 | 医療費 | 件数 | 日数 | 医療費 | 件数 | 日数 | 医療費 | 件数 | 回数 | 医療費 | 件数 | 回数 | 医療費 |
| 令和3年度 | 92 | 88 | 1,457,710 | 0 | 0 | 0 | 0 | 0 | 0 | 0 | 0 | 0 | 0 | 0 | 0 | 0 | 0 | 0 |
| 令和4年4月 | 11 | 11 | 193,460 | 0 | 0 | 0 | 0 | 0 | 0 | 0 | 0 | 0 | 0 | 0 | 0 | 0 | 0 | 0 |
| 5月 | 13 | 15 | 162,310 | 0 | 0 | 0 | 0 | 0 | 0 | 0 | 0 | 0 | 0 | 0 | 0 | 0 | 0 | 0 |
| 6月 | 6 | 6 | 97,800 | 0 | 0 | 0 | 0 | 0 | 0 | 0 | 0 | 0 | 0 | 0 | 0 | 0 | 0 | 0 |
| 7月 | 10 | 10 | 135,630 | 0 | 0 | 0 | 0 | 0 | 0 | 0 | 0 | 0 | 0 | 0 | 0 | 0 | 0 | 0 |
| 8月 | 9 | 9 | 107,410 | 0 | 0 | 0 | 0 | 0 | 0 | 0 | 0 | 0 | 0 | 0 | 0 | 0 | 0 | 0 |
| 9月 | 13 | 13 | 258,230 | 0 | 0 | 0 | 0 | 0 | 0 | 0 | 0 | 0 | 0 | 0 | 0 | 0 | 0 | 0 |
| 10月 | 11 | 12 | 188,420 | 0 | 0 | 0 | 0 | 0 | 0 | 0 | 0 | 0 | 0 | 0 | 0 | 0 | 0 | 0 |
| 11月 | 9 | 15 | 133,080 | 0 | 0 | 0 | 0 | 0 | 0 | 0 | 0 | 0 | 0 | 0 | 0 | 0 | 0 | 0 |
| 12月 | 8 | 10 | 114,770 | 0 | 0 | 0 | 0 | 0 | 0 | 0 | 0 | 0 | 0 | 0 | 0 | 0 | 0 | 0 |
| 令和5年1月 | 7 | 8 | 86,800 | 0 | 0 | 0 | 0 | 0 | 0 | 0 | 0 | 0 | 0 | 0 | 0 | 0 | 0 | 0 |
| 2月 | 8 | 11 | 89,940 | 0 | 0 | 0 | 0 | 0 | 0 | 0 | 0 | 0 | 0 | 0 | 0 | 0 | 0 | 0 |
| 3月 | 12 | 15 | 155,210 | 0 | 0 | 0 | 0 | 0 | 0 | 0 | 0 | 0 | 0 | 0 | 0 | 0 | 0 | 0 |
| 合計 | 117 | 135 | 1,723,060 | 0 | 0 | 0 | 0 | 0 | 0 | 0 | 0 | 0 | 0 | 0 | 0 | 0 | 0 | 0 |

【P_難病】公費番号54

| 区分 審査月 | 医科 | | | 歯科 | | | 調剤 | | | 訪問看護 | | | 食事療養費（医科） | | | 食事療養費（歯科） | | |
|-----------|--------|---------|---------------|----|-----|-----------|--------|--------|---------------|-------|--------|-------------|-----------|-----|---------|-----------|----|-----|
| | 件数 | 日数 | 医療費 | 件数 | 日数 | 医療費 | 件数 | 日数 | 医療費 | 件数 | 日数 | 医療費 | 件数 | 回数 | 医療費 | 件数 | 回数 | 医療費 |
| 令和3年度 | 17,684 | 109,048 | 3,671,164,440 | 76 | 135 | 1,184,730 | 12,578 | 15,192 | 1,590,079,170 | 4,923 | 43,509 | 483,965,850 | 5 | 360 | 251,872 | 0 | 0 | 0 |
| 令和4年4月 | 1,545 | 9,406 | 342,308,310 | 5 | 6 | 32,220 | 1,146 | 1,401 | 170,679,110 | 411 | 3,739 | 41,583,570 | 0 | 0 | 0 | 0 | 0 | 0 |
| 5月 | 1,410 | 8,281 | 263,850,680 | 9 | 12 | 77,300 | 1,022 | 1,222 | 92,641,670 | 399 | 3,570 | 39,527,690 | 0 | 0 | 0 | 0 | 0 | 0 |
| 6月 | 1,422 | 8,862 | 320,052,680 | 6 | 15 | 61,080 | 1,003 | 1,179 | 109,456,330 | 405 | 3,389 | 37,287,910 | 1 | 5 | 3,730 | 0 | 0 | 0 |
| 7月 | 1,607 | 9,542 | 327,889,050 | 6 | 8 | 36,510 | 1,086 | 1,309 | 471,042,470 | 426 | 3,715 | 41,263,280 | 0 | 0 | 0 | 0 | 0 | 0 |
| 8月 | 1,546 | 9,427 | 310,167,980 | 5 | 7 | 32,070 | 1,059 | 1,262 | 109,656,020 | 424 | 3,624 | 39,986,300 | 0 | 0 | 0 | 0 | 0 | 0 |
| 9月 | 1,479 | 8,691 | 309,374,650 | 5 | 8 | 43,120 | 1,094 | 1,328 | 114,864,150 | 402 | 3,594 | 39,062,440 | 0 | 0 | 0 | 0 | 0 | 0 |
| 10月 | 1,411 | 8,429 | 287,588,560 | 7 | 14 | 66,530 | 1,068 | 1,289 | 111,666,830 | 418 | 3,676 | 40,868,150 | 0 | 0 | 0 | 0 | 0 | 0 |
| 11月 | 1,492 | 8,841 | 305,487,140 | 3 | 4 | 19,900 | 1,069 | 1,276 | 121,460,940 | 445 | 3,789 | 41,875,610 | 4 | 253 | 163,720 | 0 | 0 | 0 |
| 12月 | 1,537 | 9,000 | 311,523,260 | 6 | 7 | 63,890 | 1,042 | 1,244 | 111,964,580 | 443 | 3,842 | 43,144,620 | 0 | 0 | 0 | 0 | 0 | 0 |
| 令和5年1月 | 1,534 | 9,148 | 326,308,520 | 4 | 7 | 35,990 | 1,151 | 1,382 | 135,286,320 | 422 | 3,627 | 40,199,150 | 0 | 0 | 0 | 0 | 0 | 0 |
| 2月 | 1,442 | 8,785 | 308,848,550 | 6 | 7 | 44,800 | 1,001 | 1,187 | 114,415,320 | 455 | 3,696 | 40,483,660 | 1 | 78 | 53,560 | 0 | 0 | 0 |
| 3月 | 1,421 | 6,455 | 300,310,620 | 3 | 6 | 25,390 | 1,015 | 1,186 | 106,942,830 | 424 | 3,410 | 37,335,770 | 0 | 0 | 0 | 0 | 0 | 0 |
| 合計 | 17,846 | 104,867 | 3,713,710,000 | 65 | 101 | 538,800 | 12,756 | 15,265 | 1,770,076,570 | 5,074 | 43,671 | 482,618,150 | 6 | 336 | 221,010 | 0 | 0 | 0 |

II 再審査結果等状況

(国保一般+退職者医療)

Ⅱ-1-(1) 再審査結果状況(保険者申出分)

| 区分 | | 申出 | | 復活 | | | | 査定 | | | | 返戻 | | | | 原審 | |
|------|-----|--------|-------------|----|---|----|---|-------|--------|-----------|-------|-----|---------|------------|---------|--------|--------|
| | | 件数 | 点数 | 件数 | 率 | 点数 | 率 | 件数 | 率 | 点数 | 率 | 件数 | 率 | 点数 | 率 | 件数 | 率 |
| 医科 | 入院 | 4,289 | 365,244,904 | 0 | - | 0 | - | 491 | 11.45% | 668,945 | 0.18% | 80 | 1.87% | 8,378,836 | 2.29% | 3,718 | 86.69% |
| | | 85 | 2,062,376 | 0 | - | 0 | - | 9 | 10.59% | 2,204 | 0.11% | 76 | 89.41% | 2,037,562 | 98.80% | 0 | - |
| | 入院外 | 8,336 | 127,336,963 | 0 | - | 0 | - | 1,067 | 12.80% | 452,070 | 0.36% | 168 | 2.02% | 2,452,504 | 1.93% | 7,101 | 85.18% |
| | 小計 | 12,625 | 492,581,867 | 0 | - | 0 | - | 1,558 | 12.34% | 1,121,015 | 0.23% | 248 | 1.96% | 10,831,340 | 2.20% | 10,819 | 85.70% |
| | | 85 | 2,062,376 | 0 | - | 0 | - | 9 | 10.59% | 2,204 | 0.11% | 76 | 89.41% | 2,037,562 | 98.80% | 0 | - |
| 歯科 | | 231 | 955,237 | 0 | - | 0 | - | 48 | 20.78% | 21,388 | 2.24% | 36 | 15.58% | 121,568 | 12.73% | 147 | 63.64% |
| | | 1 | 2,020 | 0 | - | 0 | - | 0 | - | 0 | - | 1 | 100.00% | 2,020 | 100.00% | 0 | - |
| 調剤 | | 3,481 | 51,114,632 | 0 | - | 0 | - | 757 | 21.75% | 1,096,580 | 2.15% | 23 | 0.66% | 49,126 | 0.10% | 2,701 | 77.59% |
| 小計 | | 16,337 | 544,651,736 | 0 | - | 0 | - | 2,363 | 14.46% | 2,238,983 | 0.41% | 307 | 1.88% | 11,002,034 | 2.02% | 13,667 | 83.66% |
| | | 86 | 2,064,396 | 0 | - | 0 | - | 9 | 10.47% | 2,204 | 0.11% | 77 | 89.53% | 2,039,582 | 98.80% | 0 | - |
| 訪問看護 | | 28 | 1,563,520 | 0 | - | 0 | - | 1 | 3.57% | 25,000 | 1.60% | 9 | 32.14% | 527,310 | 33.73% | 18 | 64.29% |
| 合計 | | 16,365 | 544,808,088 | 0 | - | 0 | - | 2,364 | 14.45% | 2,241,483 | 0.41% | 316 | 1.93% | 11,054,765 | 2.03% | 13,685 | 83.62% |
| | | 86 | 2,064,396 | 0 | - | 0 | - | 9 | 10.47% | 2,204 | 0.11% | 77 | 89.53% | 2,039,582 | 98.80% | 0 | - |

※ 2段ある行の上段は療養の給付分、下段は食事療養分です。

※ 食事療養費・訪問看護は、点数を金額に読み替えて下さい。また、合計は訪問看護分を点数に置き換えて算出しています。

※ 申出点数は、再審査申出対象点数です。

※ 県内分及び受託分を集計したものです。

(国保一般+退職者医療)

Ⅱ-1-(2) 再審査結果状況(医療機関申出分)

| 区 分 | | 申 出 | | 復 活 | | | | 査 定 | | | | 返 戻 | | | | 原 審 | |
|--------|-----|-----|------------|-----|---------|-----------|--------|-----|---|-----|---|-----|-------|--------|-------|-----|--------|
| | | 件 数 | 点 数 | 件 数 | 率 | 点 数 | 率 | 件 数 | 率 | 点 数 | 率 | 件 数 | 率 | 点 数 | 率 | 件 数 | 率 |
| 医 科 | 入 院 | 285 | 48,818,507 | 87 | 30.53% | 346,451 | 0.71% | 0 | - | 0 | - | 0 | - | 0 | - | 198 | 69.47% |
| | | 2 | 5,270 | 2 | 100.00% | 608 | 11.54% | 0 | - | 0 | - | 0 | - | 0 | - | 0 | - |
| | 入院外 | 513 | 4,660,727 | 165 | 32.16% | 168,240 | 3.61% | 0 | - | 0 | - | 20 | 3.90% | 37,496 | 0.80% | 328 | 63.94% |
| | 小 計 | 798 | 53,479,234 | 252 | 31.58% | 514,691 | 0.96% | 0 | - | 0 | - | 20 | 2.51% | 37,496 | 0.07% | 526 | 65.91% |
| | | 2 | 5,270 | 2 | 100.00% | 608 | 11.54% | 0 | - | 0 | - | 0 | - | 0 | - | 0 | - |
| 歯 科 | | 2 | 46,120 | 2 | 100.00% | 1,800 | 3.90% | 0 | - | 0 | - | 0 | - | 0 | - | 0 | - |
| | | 0 | 0 | 0 | - | 0 | - | 0 | - | 0 | - | 0 | - | 0 | - | 0 | - |
| 調 剤 | | 88 | 1,032,908 | 51 | 57.95% | 559,228 | 54.14% | 0 | - | 0 | - | 0 | - | 0 | - | 37 | 42.05% |
| 小 計 | | 888 | 54,558,262 | 305 | 34.35% | 1,075,719 | 1.97% | 0 | - | 0 | - | 20 | 2.25% | 37,496 | 0.07% | 563 | 63.40% |
| | | 2 | 5,270 | 2 | 100.00% | 608 | 11.54% | 0 | - | 0 | - | 0 | - | 0 | - | 0 | - |
| 訪問看護 | | 1 | 136,140 | 1 | 100.00% | 25,000 | 18.36% | 0 | - | 0 | - | 0 | - | 0 | - | 0 | - |
| 合 計 | | 889 | 54,571,876 | 306 | 34.42% | 1,078,219 | 1.98% | 0 | - | 0 | - | 20 | 2.25% | 37,496 | 0.07% | 563 | 63.33% |
| | | 2 | 5,270 | 2 | 100.00% | 608 | 11.54% | 0 | - | 0 | - | 0 | - | 0 | - | 0 | - |

※ 2段ある行の上段は療養の給付分、下段は食事療養分です。

※ 食事療養費・訪問看護は、点数を金額に読み替えて下さい。また、合計は訪問看護分を点数に置き換えて算出しています。

※ 申出点数は、再審査申出対象点数です。

※ 県内分及び受託分を集計したものです。

(後期高齢者)

Ⅱ-2-(1) 再審査結果状況(保険者申出分)

| 区 分 | | 申 出 | | 復 活 | | | | 査 定 | | | | 返 戻 | | | | 原 審 | |
|--------|-----|-----|------------|-----|---|-----|---|-----|--------|--------|-------|-----|---------|---------|---------|-----|--------|
| | | 件 数 | 点 数 | 件 数 | 率 | 点 数 | 率 | 件 数 | 率 | 点 数 | 率 | 件 数 | 率 | 点 数 | 率 | 件 数 | 率 |
| 医 科 | 入 院 | 68 | 8,702,693 | 0 | - | 0 | - | 9 | 13.24% | 12,251 | 0.14% | 3 | 4.41% | 400,791 | 4.61% | 56 | 82.35% |
| | | 3 | 35,535 | 0 | - | 0 | - | 0 | - | 0 | - | 3 | 100.00% | 35,535 | 100.00% | 0 | - |
| | 入院外 | 246 | 1,090,690 | 0 | - | 0 | - | 99 | 40.24% | 23,845 | 2.19% | 4 | 1.63% | 7,175 | 0.66% | 143 | 58.13% |
| | 小 計 | 314 | 9,793,383 | 0 | - | 0 | - | 108 | 34.39% | 36,096 | 0.37% | 7 | 2.23% | 407,966 | 4.17% | 199 | 63.38% |
| | | 3 | 35,535 | 0 | - | 0 | - | 0 | - | 0 | - | 3 | 100.00% | 35,535 | 100.00% | 0 | - |
| 歯 科 | | 25 | 74,432 | 0 | - | 0 | - | 1 | 4.00% | 68 | 0.09% | 23 | 92.00% | 68,781 | 92.41% | 1 | 4.00% |
| | | 0 | 0 | 0 | - | 0 | - | 0 | - | 0 | - | 0 | - | 0 | - | 0 | - |
| 調 剤 | | 154 | 889,238 | 0 | - | 0 | - | 26 | 16.88% | 10,147 | 1.14% | 60 | 38.96% | 190,160 | 21.38% | 68 | 44.16% |
| 小 計 | | 493 | 10,757,053 | 0 | - | 0 | - | 135 | 27.38% | 46,311 | 0.43% | 90 | 18.26% | 666,907 | 6.20% | 268 | 54.36% |
| | | 3 | 35,535 | 0 | - | 0 | - | 0 | - | 0 | - | 3 | 100.00% | 35,535 | 100.00% | 0 | - |
| 訪問看護 | | 0 | 0 | 0 | - | 0 | - | 0 | - | 0 | - | 0 | - | 0 | - | 0 | - |
| 合 計 | | 493 | 10,757,053 | 0 | - | 0 | - | 135 | 27.38% | 46,311 | 0.43% | 90 | 18.26% | 666,907 | 6.20% | 268 | 54.36% |
| | | 3 | 35,535 | 0 | - | 0 | - | 0 | - | 0 | - | 3 | 100.00% | 35,535 | 100.00% | 0 | - |

※ 2段ある行の上段は療養の給付分、下段は食事療養分です。

※ 食事療養費・訪問看護は、点数を金額に読み替えて下さい。また、合計は訪問看護分を点数に置き換えて算出しています。

※ 申出点数は、再審査申出対象点数です。

※ 県内分及び受託分を集計したものです。

(後期高齢者)

Ⅱ-2-(2) 再審査結果状況(医療機関申出分)

| 区 分 | | 申 出 | | 復 活 | | | | 査 定 | | | | 返 戻 | | | | 原 審 | |
|--------|-----|-------|------------|-----|--------|---------|-------|-----|---|-----|---|-----|-------|--------|-------|-----|--------|
| | | 件 数 | 点 数 | 件 数 | 率 | 点 数 | 率 | 件 数 | 率 | 点 数 | 率 | 件 数 | 率 | 点 数 | 率 | 件 数 | 率 |
| 医 科 | 入 院 | 494 | 57,178,003 | 149 | 30.16% | 407,054 | 0.71% | 0 | - | 0 | - | 0 | - | 0 | - | 345 | 69.84% |
| | | 0 | 0 | 0 | - | 0 | - | 0 | - | 0 | - | 0 | - | 0 | - | 0 | - |
| | 入院外 | 629 | 4,523,866 | 171 | 27.19% | 174,763 | 3.86% | 0 | - | 0 | - | 6 | 0.95% | 19,943 | 0.44% | 452 | 71.86% |
| | 小 計 | 1,123 | 61,701,869 | 320 | 28.50% | 581,817 | 0.94% | 0 | - | 0 | - | 6 | 0.53% | 19,943 | 0.03% | 797 | 70.97% |
| | | 0 | 0 | 0 | - | 0 | - | 0 | - | 0 | - | 0 | - | 0 | - | 0 | - |
| 歯 科 | | 4 | 3,880 | 2 | 50.00% | 310 | 7.99% | 0 | - | 0 | - | 0 | - | 0 | - | 2 | 50.00% |
| | | 0 | 0 | 0 | - | 0 | - | 0 | - | 0 | - | 0 | - | 0 | - | 0 | - |
| 調 剤 | | 56 | 316,238 | 36 | 64.29% | 25,425 | 8.04% | 0 | - | 0 | - | 0 | - | 0 | - | 20 | 35.71% |
| 小 計 | | 1,183 | 62,021,987 | 358 | 30.26% | 607,552 | 0.98% | 0 | - | 0 | - | 6 | 0.51% | 19,943 | 0.03% | 819 | 69.23% |
| | | 0 | 0 | 0 | - | 0 | - | 0 | - | 0 | - | 0 | - | 0 | - | 0 | - |
| 訪問看護 | | 0 | 0 | 0 | - | 0 | - | 0 | - | 0 | - | 0 | - | 0 | - | 0 | - |
| 合 計 | | 1,183 | 62,021,987 | 358 | 30.26% | 607,552 | 0.98% | 0 | - | 0 | - | 6 | 0.51% | 19,943 | 0.03% | 819 | 69.23% |
| | | 0 | 0 | 0 | - | 0 | - | 0 | - | 0 | - | 0 | - | 0 | - | 0 | - |

※ 2段ある行の上段は療養の給付分、下段は食事療養分です。

※ 食事療養費・訪問看護は、点数を金額に読み替えて下さい。また、合計は訪問看護分を点数に置き換えて算出しています。

※ 申出点数は、再審査申出対象点数です。

※ 県内分及び受託分を集計したものです。

(国保一般+退職者医療+後期高齢者)

Ⅱ-3-(1) 再審査結果状況(保険者申出分)

| 区 分 | | 申 出 | | 復 活 | | | | 査 定 | | | | 返 戻 | | | | 原 審 | |
|--------|--------|-------------|-------------|-----|---|-----|-------|--------|-----------|-----------|-------|---------|------------|------------|--------|--------|--------|
| | | 件 数 | 点 数 | 件 数 | 率 | 点 数 | 率 | 件 数 | 率 | 点 数 | 率 | 件 数 | 率 | 点 数 | 率 | 件 数 | 率 |
| 医 科 | 入 院 | 4,357 | 373,947,597 | 0 | - | 0 | - | 500 | 11.48% | 681,196 | 0.18% | 83 | 1.90% | 8,779,627 | 2.35% | 3,774 | 86.62% |
| | | 88 | 2,097,911 | 0 | - | 0 | - | 9 | 10.23% | 2,204 | 0.11% | 79 | 89.77% | 2,073,097 | 98.82% | 0 | - |
| | 入院外 | 8,582 | 128,427,653 | 0 | - | 0 | - | 1,166 | 13.59% | 475,915 | 0.37% | 172 | 2.00% | 2,459,679 | 1.92% | 7,244 | 84.41% |
| | 小 計 | 12,939 | 502,375,250 | 0 | - | 0 | - | 1,666 | 12.88% | 1,157,111 | 0.23% | 255 | 1.97% | 11,239,306 | 2.24% | 11,018 | 85.15% |
| | | 88 | 2,097,911 | 0 | - | 0 | - | 9 | 10.23% | 2,204 | 0.11% | 79 | 89.77% | 2,073,097 | 98.82% | 0 | - |
| 歯 科 | 256 | 1,029,669 | 0 | - | 0 | - | 49 | 19.14% | 21,456 | 2.08% | 59 | 23.05% | 190,349 | 18.49% | 148 | 57.81% | |
| | 1 | 2,020 | 0 | - | 0 | - | 0 | - | 0 | - | 1 | 100.00% | 2,020 | 100.00% | 0 | - | |
| 調 剤 | 3,635 | 52,003,870 | 0 | - | 0 | - | 783 | 21.54% | 1,106,727 | 2.13% | 83 | 2.28% | 239,286 | 0.46% | 2,769 | 76.18% | |
| 小 計 | 16,830 | 555,408,789 | 0 | - | 0 | - | 2,498 | 14.84% | 2,285,294 | 0.41% | 397 | 2.36% | 11,668,941 | 2.10% | 13,935 | 82.80% | |
| | 89 | 2,099,931 | 0 | - | 0 | - | 9 | 10.11% | 2,204 | 0.10% | 80 | 89.89% | 2,075,117 | 98.82% | 0 | - | |
| 訪問看護 | 28 | 1,563,520 | 0 | - | 0 | - | 1 | 3.57% | 25,000 | 1.60% | 9 | 32.14% | 527,310 | 33.73% | 18 | 64.29% | |
| 合 計 | 16,858 | 555,565,141 | 0 | - | 0 | - | 2,499 | 14.82% | 2,287,794 | 0.41% | 406 | 2.41% | 11,721,672 | 2.11% | 13,953 | 82.77% | |
| | 89 | 2,099,931 | 0 | - | 0 | - | 9 | 10.11% | 2,204 | 0.10% | 80 | 89.89% | 2,075,117 | 98.82% | 0 | - | |

※ 2段ある行の上段は療養の給付分、下段は食事療養分です。

※ 食事療養費・訪問看護は、点数を金額に読み替えて下さい。また、合計は訪問看護分を点数に置き換えて算出しています。

※ 申出点数は、再審査申出対象点数です。

※ 県内分及び受託分を集計したものです。

(国保一般+退職者医療+後期高齢者)

Ⅱ-3-(2) 再審査結果状況(医療機関申出分)

| 区 分 | | 申 出 | | 復 活 | | | | 査 定 | | | | 返 戻 | | | | 原 審 | |
|--------|-----|-------|-------------|-----|---------|-----------|--------|-----|---|-----|---|-----|-------|--------|-------|-------|--------|
| | | 件 数 | 点 数 | 件 数 | 率 | 点 数 | 率 | 件 数 | 率 | 点 数 | 率 | 件 数 | 率 | 点 数 | 率 | 件 数 | 率 |
| 医 科 | 入 院 | 779 | 105,996,510 | 236 | 30.30% | 753,505 | 0.71% | 0 | - | 0 | - | 0 | - | 0 | - | 543 | 69.70% |
| | | 2 | 5,270 | 2 | 100.00% | 608 | 11.54% | 0 | - | 0 | - | 0 | - | 0 | - | 0 | - |
| | 入院外 | 1,142 | 9,184,593 | 336 | 29.42% | 343,003 | 3.73% | 0 | - | 0 | - | 26 | 2.28% | 57,439 | 0.63% | 780 | 68.30% |
| | 小 計 | 1,921 | 115,181,103 | 572 | 29.78% | 1,096,508 | 0.95% | 0 | - | 0 | - | 26 | 1.35% | 57,439 | 0.05% | 1,323 | 68.87% |
| 歯 科 | | 6 | 50,000 | 4 | 66.67% | 2,110 | 4.22% | 0 | - | 0 | - | 0 | - | 0 | - | 2 | 33.33% |
| | | 0 | 0 | 0 | - | 0 | - | 0 | - | 0 | - | 0 | - | 0 | - | 0 | - |
| 調 剤 | | 144 | 1,349,146 | 87 | 60.42% | 584,653 | 43.34% | 0 | - | 0 | - | 0 | - | 0 | - | 57 | 39.58% |
| 小 計 | | 2,071 | 116,580,249 | 663 | 32.01% | 1,683,271 | 1.44% | 0 | - | 0 | - | 26 | 1.26% | 57,439 | 0.05% | 1,382 | 66.73% |
| | | 2 | 5,270 | 2 | 100.00% | 608 | 11.54% | 0 | - | 0 | - | 0 | - | 0 | - | 0 | - |
| 訪問看護 | | 1 | 136,140 | 1 | 100.00% | 25,000 | 18.36% | 0 | - | 0 | - | 0 | - | 0 | - | 0 | - |
| 合 計 | | 2,072 | 116,593,863 | 664 | 32.05% | 1,685,771 | 1.45% | 0 | - | 0 | - | 26 | 1.25% | 57,439 | 0.05% | 1,382 | 66.70% |
| | | 2 | 5,270 | 2 | 100.00% | 608 | 11.54% | 0 | - | 0 | - | 0 | - | 0 | - | 0 | - |

※ 2段ある行の上段は療養の給付分、下段は食事療養分です。

※ 食事療養費・訪問看護は、点数を金額に読み替えて下さい。また、合計は訪問看護分を点数に置き換えて算出しています。

※ 申出点数は、再審査申出対象点数です。

※ 県内分及び受託分を集計したものです。

Ⅱ-4-(1) 高額レプト審査結果（国民健康保険中央会特別審査委員会審査結果）

審査対象点数（国保一般+退職者医療+後期高齢者）

・医科38万点以上、歯科20万点以上

| 区分 審査月 | 審査 | | 査定 | | 返戻件数 | 査定率 | |
|-----------|-----|-------------|-----|-----------|------|--------|-------|
| | 件数 | 点数 | 件数 | 点数 | | 件数比 | 点数比 |
| 令和4年4月 | 26 | 16,975,242 | 11 | 206,165 | 1 | 42.31% | 1.21% |
| 5月 | 24 | 12,831,674 | 13 | 359,710 | 2 | 54.17% | 2.80% |
| 6月 | 23 | 15,167,106 | 10 | 663,513 | 2 | 43.48% | 4.37% |
| 7月 | 22 | 11,895,455 | 7 | 29,786 | 2 | 31.82% | 0.25% |
| 8月 | 24 | 13,717,789 | 12 | 145,458 | 3 | 50.00% | 1.06% |
| 9月 | 25 | 14,312,678 | 12 | 309,305 | 2 | 48.00% | 2.16% |
| 10月 | 19 | 10,556,053 | 10 | 82,654 | 1 | 52.63% | 0.78% |
| 11月 | 30 | 16,747,947 | 11 | 809,670 | 0 | 36.67% | 4.83% |
| 12月 | 35 | 20,352,220 | 22 | 678,076 | 1 | 62.86% | 3.33% |
| 令和5年1月 | 27 | 16,089,349 | 6 | 81,835 | 5 | 22.22% | 0.51% |
| 2月 | 29 | 16,705,252 | 15 | 158,463 | 2 | 51.72% | 0.95% |
| 3月 | 41 | 21,765,614 | 18 | 319,784 | 2 | 43.90% | 1.47% |
| 合計 | 325 | 187,116,379 | 147 | 3,844,419 | 23 | 45.23% | 2.05% |

※ 心・脈管等の手術を含む診療に係るものについては、70万点以上を対象としています。

※ 同種死体肺移植術、生体部分肺移植術、同種心移植術、同種心肺移植術、生体部分肝移植術、同種死体肝移植術のいずれかを含むものについては、点数に拘らず対象としています。

Ⅱ-4-(2) 高額レプト審査結果（国保連合会審査委員会審査専門部会審査結果）

審査対象点数（国保一般+退職者医療+後期高齢者）

・医科6万点以上38万点未満、歯科6万点以上20万点未満

| 区分 審査月 | 審査 | | 査定 | | 返戻件数 | 査定率 | |
|-----------|--------|---------------|-------|------------|-------|--------|-------|
| | 件数 | 点数 | 件数 | 点数 | | 件数比 | 点数比 |
| 令和4年4月 | 3,979 | 430,516,463 | 460 | 1,337,820 | 127 | 11.56% | 0.31% |
| 5月 | 3,585 | 370,837,181 | 436 | 1,033,969 | 95 | 12.16% | 0.28% |
| 6月 | 3,821 | 403,526,575 | 414 | 845,235 | 142 | 10.83% | 0.21% |
| 7月 | 3,790 | 400,909,806 | 399 | 583,929 | 164 | 10.53% | 0.15% |
| 8月 | 3,801 | 396,172,908 | 412 | 711,027 | 123 | 10.84% | 0.18% |
| 9月 | 3,594 | 376,544,499 | 457 | 833,836 | 110 | 12.72% | 0.22% |
| 10月 | 3,681 | 393,197,068 | 463 | 722,077 | 162 | 12.58% | 0.18% |
| 11月 | 4,157 | 447,074,521 | 513 | 705,892 | 169 | 12.34% | 0.16% |
| 12月 | 4,060 | 441,185,384 | 506 | 1,221,389 | 140 | 12.46% | 0.28% |
| 令和5年1月 | 3,904 | 427,349,597 | 542 | 1,285,843 | 132 | 13.88% | 0.30% |
| 2月 | 4,312 | 466,119,254 | 572 | 987,645 | 165 | 13.27% | 0.21% |
| 3月 | 3,991 | 432,820,177 | 542 | 1,064,989 | 142 | 13.58% | 0.25% |
| 合計 | 46,675 | 4,986,253,433 | 5,716 | 11,333,651 | 1,671 | 12.25% | 0.23% |

※ 心・脈管等の手術を含む診療に係るものについては、70万点未満を対象としています。

※ 同種死体肺移植術、生体部分肺移植術、同種心移植術、同種心肺移植術、生体部分肝移植術、同種死体肝移植術のいずれかを含むものについては当審査専門部会の審査対象外としています。

Ⅲ 全国決済状況

Ⅲ-1-(1) 全国決済月別取扱状況

| 区分 審査月 | 国保一般 | | | | | | 退職者医療 | | | | | | 後期高齢者 | | | | | | 公費負担医療 | | | | | |
|------------|---------|---------------|--------|---------------|---------|---------------|-------|----|-------|---------|--------|---------|--------|---------------|--------|---------------|----------|---------------|--------|------------|-------|------------|---------|------------|
| | 受託分 ① | | 委託分 ② | | 差引 ①-② | | 受託分 ① | | 委託分 ② | | 差引 ①-② | | 受託分 ① | | 委託分 ② | | 差引 ①-② | | 受託分 ① | | 委託分 ② | | 差引 ①-② | |
| | 件数 | 金額 | 件数 | 金額 | 件数 | 金額 | 件数 | 金額 | 件数 | 金額 | 件数 | 金額 | 件数 | 金額 | 件数 | 金額 | 件数 | 金額 | 件数 | 金額 | 件数 | 金額 | 件数 | 金額 |
| 令和4年 4月 | 18,011 | 373,711,405 | 4,252 | 162,179,071 | 13,759 | 211,532,334 | 0 | 0 | 0 | 0 | 0 | 0 | 1,450 | 109,764,978 | 2,901 | 132,370,843 | ▲ 1,451 | ▲ 22,605,865 | 199 | 4,377,213 | 361 | 4,175,404 | ▲ 162 | 201,809 |
| 5月 | 16,784 | 354,852,402 | 4,074 | 157,967,390 | 12,710 | 196,885,012 | 0 | 0 | ▲ 1 | ▲ 2,016 | 1 | 2,016 | 1,404 | 96,212,892 | 2,893 | 127,803,320 | ▲ 1,489 | ▲ 31,590,428 | 199 | 4,653,829 | 291 | 2,694,217 | ▲ 92 | 1,959,612 |
| 6月 | 16,352 | 355,016,176 | 3,927 | 162,327,198 | 12,425 | 192,688,978 | 0 | 0 | 0 | 0 | 0 | 0 | 1,380 | 102,587,813 | 2,832 | 156,779,762 | ▲ 1,452 | ▲ 54,191,949 | 201 | 5,781,162 | 300 | 3,331,886 | ▲ 99 | 2,449,276 |
| 7月 | 17,083 | 364,808,290 | 4,349 | 189,464,433 | 12,734 | 175,343,857 | 0 | 0 | 0 | 0 | 0 | 0 | 1,417 | 79,021,971 | 2,989 | 165,764,058 | ▲ 1,572 | ▲ 86,742,087 | 191 | 4,667,568 | 321 | 2,821,990 | ▲ 130 | 1,845,578 |
| 8月 | 16,778 | 328,669,711 | 4,144 | 148,641,927 | 12,634 | 180,027,784 | 0 | 0 | 0 | 0 | 0 | 0 | 1,407 | 96,522,829 | 2,857 | 147,756,037 | ▲ 1,450 | ▲ 51,233,208 | 185 | 4,229,731 | 307 | 3,139,235 | ▲ 122 | 1,090,496 |
| 9月 | 17,608 | 374,272,030 | 3,878 | 162,536,723 | 13,730 | 211,735,307 | 0 | 0 | 0 | 0 | 0 | 0 | 1,389 | 84,380,471 | 2,766 | 142,986,019 | ▲ 1,377 | ▲ 58,605,548 | 187 | 4,645,953 | 287 | 2,842,792 | ▲ 100 | 1,803,161 |
| 10月 | 16,703 | 352,799,663 | 3,894 | 154,259,228 | 12,809 | 198,540,435 | 0 | 0 | 0 | 0 | 0 | 0 | 1,497 | 97,326,996 | 2,947 | 162,670,876 | ▲ 1,450 | ▲ 65,343,880 | 203 | 4,634,415 | 306 | 3,419,148 | ▲ 103 | 1,215,267 |
| 11月 | 16,768 | 379,538,741 | 3,960 | 176,409,625 | 12,808 | 203,129,116 | 0 | 0 | 0 | 0 | 0 | 0 | 1,402 | 104,765,921 | 2,848 | 131,746,056 | ▲ 1,446 | ▲ 26,980,135 | 177 | 4,578,033 | 313 | 3,538,645 | ▲ 136 | 1,039,388 |
| 12月 | 16,706 | 379,038,277 | 3,920 | 159,367,031 | 12,786 | 219,671,246 | 0 | 0 | 1 | 2,016 | ▲ 1 | ▲ 2,016 | 1,377 | 91,804,105 | 2,838 | 152,387,575 | ▲ 1,461 | ▲ 60,583,470 | 181 | 4,108,799 | 288 | 3,163,404 | ▲ 107 | 945,395 |
| 令和5年 1月 | 17,563 | 364,208,042 | 4,131 | 135,571,866 | 13,432 | 228,636,176 | 0 | 0 | 0 | 0 | 0 | 0 | 1,436 | 83,721,125 | 2,868 | 144,470,107 | ▲ 1,432 | ▲ 60,748,982 | 199 | 4,934,362 | 328 | 3,001,783 | ▲ 129 | 1,932,579 |
| 2月 | 15,783 | 352,935,917 | 3,453 | 139,388,706 | 12,330 | 213,547,211 | 0 | 0 | 0 | 0 | 0 | 0 | 1,211 | 91,451,514 | 2,565 | 126,854,166 | ▲ 1,354 | ▲ 35,402,652 | 185 | 4,675,007 | 269 | 2,778,774 | ▲ 84 | 1,896,233 |
| 3月 | 16,473 | 345,788,551 | 3,663 | 151,141,246 | 12,810 | 194,647,305 | 0 | 0 | 0 | 0 | 0 | 0 | 1,260 | 86,168,819 | 2,630 | 123,506,845 | ▲ 1,370 | ▲ 37,338,026 | 186 | 4,787,461 | 294 | 2,967,083 | ▲ 108 | 1,820,378 |
| 合計 | 202,612 | 4,325,639,205 | 47,645 | 1,899,254,444 | 154,967 | 2,426,384,761 | 0 | 0 | 0 | 0 | 0 | 0 | 16,630 | 1,123,729,434 | 33,934 | 1,715,095,664 | ▲ 17,304 | ▲ 591,366,230 | 2,293 | 56,073,533 | 3,665 | 37,874,361 | ▲ 1,372 | 18,199,172 |

※ 公費負担医療は国民健康保険+後期高齢者医療にかかる数値です。

Ⅲ-1-(2) 全国決済都道府県別取扱状況

| 区分 都道府県名 | 国保一般 | | | | | | 退職者医療 | | | | | | 後期高齢者 | | | | | | 公費負担医療 | | | | | |
|-------------|---------|---------------|--------|---------------|----------|---------------|-------|----|-------|----|--------|----|--------|---------------|--------|---------------|----------|---------------|--------|------------|-------|------------|---------|-------------|
| | 受託分 ① | | 委託分 ② | | 差引 ①-② | | 受託分 ① | | 委託分 ② | | 差引 ①-② | | 受託分 ① | | 委託分 ② | | 差引 ①-② | | 受託分 ① | | 委託分 ② | | 差引 ①-② | |
| | 件数 | 金額 | 件数 | 金額 | 件数 | 金額 | 件数 | 金額 | 件数 | 金額 | 件数 | 金額 | 件数 | 金額 | 件数 | 金額 | 件数 | 金額 | 件数 | 金額 | 件数 | 金額 | 件数 | 金額 |
| 1 北海道 | 255 | 7,279,896 | 137 | 3,775,181 | 118 | 3,504,715 | 0 | 0 | 0 | 0 | 0 | 0 | 31 | 384,948 | 131 | 5,236,373 | ▲ 100 | ▲ 4,851,425 | 0 | 0 | 3 | 15,095 | ▲ 3 | ▲ 15,095 |
| 2 青森県 | 28 | 1,227,912 | 8 | 92,169 | 20 | 1,135,743 | 0 | 0 | 0 | 0 | 0 | 0 | 0 | 0 | 0 | 0 | 0 | 0 | 0 | 0 | 0 | 0 | 0 | 0 |
| 3 岩手県 | 13 | 2,372,264 | 24 | 352,442 | ▲ 11 | 2,019,822 | 0 | 0 | 0 | 0 | 0 | 0 | 2 | 10,791 | 0 | 0 | 2 | 10,791 | 0 | 0 | 0 | 0 | 0 | 0 |
| 4 宮城県 | 141 | 849,000 | 91 | 924,268 | 50 | ▲ 75,268 | 0 | 0 | 0 | 0 | 0 | 0 | 29 | 270,459 | 25 | 174,321 | 4 | 96,138 | 0 | 0 | 0 | 0 | 0 | 0 |
| 5 秋田県 | 50 | 2,026,063 | 22 | 201,960 | 28 | 1,824,103 | 0 | 0 | 0 | 0 | 0 | 0 | 28 | 439,673 | 0 | 0 | 28 | 439,673 | 0 | 0 | 0 | 0 | 0 | 0 |
| 6 山形県 | 70 | 390,501 | 11 | 53,028 | 59 | 337,473 | 0 | 0 | 0 | 0 | 0 | 0 | 6 | 33,131 | 11 | 125,487 | ▲ 5 | ▲ 92,356 | 0 | 0 | 0 | 0 | 0 | 0 |
| 7 福島県 | 129 | 1,554,945 | 73 | 1,652,957 | 56 | ▲ 98,012 | 0 | 0 | 0 | 0 | 0 | 0 | 82 | 2,740,637 | 17 | 211,971 | 65 | 2,528,666 | 0 | 0 | 0 | 0 | 0 | 0 |
| 8 茨城県 | 93 | 4,939,916 | 132 | 2,063,413 | ▲ 39 | 2,876,503 | 0 | 0 | 0 | 0 | 0 | 0 | 23 | 616,046 | 78 | 698,915 | ▲ 55 | ▲ 82,869 | 1 | 586 | 0 | 0 | 1 | 586 |
| 9 栃木県 | 15,274 | 223,523,091 | 90 | 1,315,549 | 15,184 | 222,207,542 | 0 | 0 | 0 | 0 | 0 | 0 | 6 | 75,796 | 5 | 28,102 | 1 | 47,694 | 12 | 724,404 | 0 | 0 | 12 | 724,404 |
| 10 群馬県 | 74 | 1,719,420 | 78 | 5,102,255 | ▲ 4 | ▲ 3,382,835 | 0 | 0 | 0 | 0 | 0 | 0 | 30 | 382,484 | 60 | 1,947,810 | ▲ 30 | ▲ 1,565,326 | 0 | 0 | 5 | 12,476 | ▲ 5 | ▲ 12,476 |
| 11 埼玉県 | 292 | 7,136,521 | 450 | 25,268,997 | ▲ 158 | ▲ 18,132,476 | 0 | 0 | 0 | 0 | 0 | 0 | 164 | 26,669,940 | 310 | 13,006,819 | ▲ 146 | 13,663,121 | 1 | 7,880 | 6 | 14,969 | ▲ 5 | ▲ 7,089 |
| 12 千葉県 | 357 | 8,435,444 | 355 | 17,047,322 | 2 | ▲ 8,611,878 | 0 | 0 | 0 | 0 | 0 | 0 | 171 | 4,645,159 | 319 | 15,815,271 | ▲ 148 | ▲ 11,170,112 | 35 | 362,563 | 0 | 0 | 35 | 362,563 |
| 13 東京都 | 128,276 | 2,116,861,883 | 3,830 | 84,716,517 | 124,446 | 2,032,145,366 | 0 | 0 | 0 | 0 | 0 | 0 | 721 | 16,557,665 | 1,344 | 67,395,724 | ▲ 623 | ▲ 50,838,059 | 29 | 788,567 | 138 | 883,503 | ▲ 109 | ▲ 94,936 |
| 14 神奈川県 | 718 | 12,796,991 | 965 | 18,469,131 | ▲ 247 | ▲ 5,672,140 | 0 | 0 | 0 | 0 | 0 | 0 | 480 | 22,631,407 | 952 | 34,099,524 | ▲ 472 | ▲ 11,468,117 | 6 | 12,756 | 35 | 787,877 | ▲ 29 | ▲ 775,121 |
| 15 新潟県 | 361 | 4,288,712 | 152 | 2,297,028 | 209 | 1,991,684 | 0 | 0 | 0 | 0 | 0 | 0 | 69 | 8,442,059 | 4 | 245,854 | 65 | 8,196,205 | 36 | 75,506 | 0 | 0 | 36 | 75,506 |
| 16 富山県 | 756 | 19,004,993 | 1,021 | 59,125,116 | ▲ 265 | ▲ 40,120,123 | 0 | 0 | 0 | 0 | 0 | 0 | 333 | 31,188,900 | 663 | 54,727,339 | ▲ 330 | ▲ 23,538,439 | 47 | 171,431 | 60 | 585,944 | ▲ 13 | ▲ 414,513 |
| 17 石川県 | 6,120 | 510,382,460 | 6,586 | 378,349,345 | ▲ 466 | 132,033,115 | 0 | 0 | 0 | 0 | 0 | 0 | 5,678 | 582,120,793 | 5,496 | 335,655,291 | 182 | 246,465,502 | 437 | 4,528,811 | 1,197 | 13,043,542 | ▲ 760 | ▲ 8,514,731 |
| 19 山梨県 | 12 | 86,336 | 37 | 216,104 | ▲ 25 | ▲ 129,768 | 0 | 0 | 0 | 0 | 0 | 0 | 4 | 14,117 | 91 | 1,330,608 | ▲ 87 | ▲ 1,316,491 | 0 | 0 | 0 | 0 | 0 | 0 |
| 20 長野県 | 213 | 10,143,571 | 159 | 1,139,204 | 54 | 9,004,367 | 0 | 0 | 0 | 0 | 0 | 0 | 39 | 626,693 | 54 | 1,725,025 | ▲ 15 | ▲ 1,098,332 | 0 | 0 | 0 | 0 | 0 | 0 |
| 21 岐阜県 | 879 | 134,456,726 | 626 | 20,043,934 | 253 | 114,412,792 | 0 | 0 | 0 | 0 | 0 | 0 | 386 | 16,036,432 | 352 | 8,423,455 | 34 | 7,612,977 | 228 | 13,150,639 | 14 | 113,831 | 214 | 13,036,808 |
| 22 静岡県 | 426 | 5,055,919 | 252 | 8,438,363 | 174 | ▲ 3,382,444 | 0 | 0 | 0 | 0 | 0 | 0 | 112 | 7,795,428 | 205 | 5,781,888 | ▲ 93 | 2,013,540 | 11 | 25,314 | 23 | 139,768 | ▲ 12 | ▲ 114,454 |
| 23 愛知県 | 34,921 | 593,316,104 | 2,192 | 55,428,477 | 32,729 | 537,887,627 | 0 | 0 | 0 | 0 | 0 | 0 | 552 | 23,239,095 | 1,346 | 54,072,872 | ▲ 794 | ▲ 30,833,777 | 48 | 904,314 | 126 | 1,178,953 | ▲ 78 | ▲ 274,639 |
| 24 三重県 | 190 | 11,641,514 | 153 | 4,722,018 | 37 | 6,919,496 | 0 | 0 | 0 | 0 | 0 | 0 | 137 | 11,623,179 | 325 | 10,858,696 | ▲ 188 | 764,483 | 1 | 61,500 | 3 | 157,800 | ▲ 2 | ▲ 96,300 |
| 25 滋賀県 | 3,892 | 243,467,885 | 2,694 | 167,291,021 | 1,198 | 76,176,864 | 0 | 0 | 0 | 0 | 0 | 0 | 1,831 | 121,135,449 | 2,261 | 121,788,271 | ▲ 430 | ▲ 652,822 | 714 | 15,862,567 | 180 | 1,393,690 | 534 | 14,468,877 |
| 26 京都府 | 4,138 | 249,107,785 | 20,433 | 797,753,860 | ▲ 16,295 | ▲ 548,646,075 | 0 | 0 | 0 | 0 | 0 | 0 | 3,679 | 145,252,350 | 15,876 | 791,938,188 | ▲ 12,197 | ▲ 646,685,838 | 304 | 12,373,439 | 1,340 | 11,608,357 | ▲ 1,036 | 765,082 |
| 27 大阪府 | 2,249 | 82,867,120 | 4,322 | 160,125,243 | ▲ 2,073 | ▲ 77,258,123 | 0 | 0 | 0 | 0 | 0 | 0 | 1,119 | 65,079,048 | 2,547 | 130,680,159 | ▲ 1,428 | ▲ 65,601,111 | 94 | 3,785,939 | 379 | 6,144,081 | ▲ 285 | ▲ 2,358,142 |
| 28 兵庫県 | 1,189 | 28,385,802 | 1,366 | 53,020,994 | ▲ 177 | ▲ 24,635,192 | 0 | 0 | 0 | 0 | 0 | 0 | 454 | 19,327,943 | 739 | 28,916,319 | ▲ 285 | ▲ 9,588,376 | 43 | 516,719 | 117 | 1,151,237 | ▲ 74 | ▲ 634,518 |
| 29 奈良県 | 181 | 1,963,928 | 354 | 5,800,852 | ▲ 173 | ▲ 3,836,924 | 0 | 0 | 0 | 0 | 0 | 0 | 80 | 2,257,988 | 182 | 11,258,302 | ▲ 102 | ▲ 9,000,314 | 4 | 21,478 | 29 | 267,505 | ▲ 25 | ▲ 246,027 |
| 30 和歌山県 | 323 | 12,340,714 | 67 | 829,307 | 256 | 11,511,407 | 0 | 0 | 0 | 0 | 0 | 0 | 77 | 519,829 | 38 | 535,372 | 39 | ▲ 15,543 | 0 | 0 | 0 | 0 | 0 | 0 |
| 31 鳥取県 | 28 | 353,230 | 5 | 10,045 | 23 | 343,185 | 0 | 0 | 0 | 0 | 0 | 0 | 6 | 54,450 | 56 | 1,666,249 | ▲ 50 | ▲ 1,611,799 | 0 | 0 | 0 | 0 | 0 | 0 |
| 32 島根県 | 18 | 176,575 | 53 | 321,522 | ▲ 35 | ▲ 144,947 | 0 | 0 | 0 | 0 | 0 | 0 | 2 | 7,974 | 15 | 167,670 | ▲ 13 | ▲ 159,696 | 0 | 0 | 0 | 0 | 0 | 0 |
| 33 岡山県 | 120 | 9,410,728 | 110 | 1,009,681 | 10 | 8,401,047 | 0 | 0 | 0 | 0 | 0 | 0 | 57 | 5,307,489 | 97 | 11,049,846 | ▲ 40 | ▲ 5,742,357 | 8 | 431,704 | 2 | 204,252 | 6 | 227,452 |
| 34 広島県 | 70 | 5,833,383 | 114 | 1,274,890 | ▲ 44 | 4,558,493 | 0 | 0 | 0 | 0 | 0 | 0 | 105 | 1,587,176 | 54 | 1,166,825 | 51 | 420,351 | 0 | 0 | 0 | 0 | 0 | 0 |
| 35 山口県 | 44 | 225,463 | 18 | 131,312 | 26 | 94,151 | 0 | 0 | 0 | 0 | 0 | 0 | 6 | 62,883 | 10 | 264,585 | ▲ 4 | ▲ 201,702 | 0 | 0 | 0 | 0 | 0 | 0 |
| 36 徳島県 | 37 | 967,330 | 39 | 3,363,799 | ▲ 2 | ▲ 2,396,469 | 0 | 0 | 0 | 0 | 0 | 0 | 26 | 390,735 | 5 | 340,933 | 21 | 49,802 | 0 | 0 | 6 | 108,534 | ▲ 6 | ▲ 108,534 |
| 37 香川県 | 46 | 412,676 | 57 | 8,206,926 | ▲ 11 | ▲ 7,794,250 | 0 | 0 | 0 | 0 | 0 | 0 | 4 | 245,162 | 13 | 216,823 | ▲ 9 | 28,339 | 0 | 0 | 0 | 0 | 0 | 0 |
| 38 愛媛県 | 44 | 236,278 | 109 | 1,471,119 | ▲ 65 | ▲ 1,234,841 | 0 | 0 | 0 | 0 | 0 | 0 | 12 | 2,800,440 | 4 | 66,681 | 8 | 2,733,759 | 0 | 0 | 2 | 62,947 | ▲ 2 | ▲ 62,947 |
| 39 高知県 | 102 | 1,155,723 | 52 | 239,879 | 50 | 915,844 | 0 | 0 | 0 | 0 | 0 | 0 | 3 | 18,027 | 0 | 0 | 3 | 18,027 | 0 | 0 | 0 | 0 | 0 | 0 |
| 40 福岡県 | 178 | 2,354,371 | 120 | 4,156,391 | 58 | ▲ 1,802,020 | 0 | 0 | 0 | 0 | 0 | 0 | 14 | 191,034 | 164 | 1,068,714 | ▲ 150 | ▲ 877,680 | 12 | 818,128 | 0 | 0 | 12 | 818,128 |
| 41 佐賀県 | 25 | 118,506 | 17 | 298,783 | 8 | ▲ 180,277 | 0 | 0 | 0 | 0 | 0 | 0 | 0 | 0 | 4 | 31,680 | ▲ 4 | ▲ 31,680 | 0 | 0 | 0 | 0 | 0 | 0 |
| 42 長崎県 | 83 | 662,520 | 33 | 486,275 | 50 | 176,245 | 0 | 0 | 0 | 0 | 0 | 0 | 8 | 1,620,855 | 9 | 66,015 | ▲ 1 | 1,554,840 | 0 | 0 | 0 | 0 | 0 | 0 |
| 43 熊本県 | 54 | 1,743,734 | 53 | 1,105,656 | 1 | 638,078 | 0 | 0 | 0 | 0 | 0 | 0 | 32 | 338,850 | 12 | 83,520 | 20 | 255,330 | 84 | 954,701 | 0 | 0 | 84 | 954,701 |
| 44 大分県 | 11 | 67,417 | 23 | 183,325 | ▲ 12 | ▲ 115,908 | 0 | 0 | 0 | 0 | 0 | 0 | 2 | 28,600 | 19 | 137,364 | ▲ 17 | ▲ 108,764 | 0 | 0 | 0 | 0 | 0 | 0 |
| 45 宮崎県 | 31 | 1,944,855 | 60 | 635,420 | ▲ 29 | 1,309,435 | 0 | 0 | 0 | 0 | 0 | 0 | 1 | 14,840 | 2 | 6,345 | ▲ 1 | 8,495 | 0 | 0 | 0 | 0 | 0 | 0 |
| 46 鹿児島県 | 22 | 1,576,106 | 27 | 256,627 | ▲ 5 | 1,319,479 | 0 | 0 | 0 | 0 | 0 | 0 | 4 | 18,270 | 23 | 2,020,630 | ▲ 19 | ▲ 2,002,360 | 138 | 494,587 | 0 | 0 | 138 | 494,587 |
| 47 沖縄県 | 79 | 776,894 | 75 | 486,739 | 4 | 290,155 | 0 | 0 | 0 | 0 | 0 | 0 | 25 | 925,210 | 16 | 63,828 | 9 | 861,382 | 0 | 0 | 0 | 0 | 0 | 0 |
| 合計 | 202,612 | 4,325,639,205 | 47,645 | 1,899,254,444 | 154,967 | 2,426,384,761 | 0 | 0 | 0 | 0 | 0 | 0 | 16,630 | 1,123,729,434 | 33,934 | 1,715,095,664 | ▲ 17,304 | ▲ 591,366,230 | 2,293 | 56,073,533 | 3,665 | 37,874,361 | ▲ 1,372 | 18,199,172 |

※ 公費負担医療は国民健康保険+後期高齢者医療にかかる数値です。

IV 介護給付費等審査支払状況

IV-1-(1) 介護給付費等請求額の状況

| サービス区分 | 件数 | 日数・回数 | 費用額 (10割) | 介護給付費 | 構成割合 | 利用者負担額 | 公費負担額 |
|-----------------------|-------------|------------|--------------------|--------------------|--------|--------------------|--------------|
| 居宅介護サービス | 761,736 | 9,217,874 | 47,194,245,425 | 41,999,263,893 | 58.9% | 5,087,353,979 | 109,745,737 |
| 訪問通所サービス | 404,895 | 6,781,426 | 20,401,700,389 | 18,157,895,574 | 25.5% | 2,179,668,227 | 64,136,588 |
| 訪問介護 | 54,984 | 616,968 | 2,870,369,429 | 2,557,382,121 | 3.6% | 297,567,361 | 15,419,947 |
| 訪問入浴介護 | 2,472 | 10,534 | 147,487,511 | 130,312,199 | 0.2% | 16,929,635 | 245,677 |
| 訪問看護 | 43,893 | 250,518 | 1,941,132,836 | 1,720,393,321 | 2.4% | 200,851,509 | 19,888,006 |
| 訪問リハビリテーション | 4,673 | 24,622 | 167,947,839 | 148,634,543 | 0.2% | 17,635,903 | 1,677,393 |
| 通所介護 | 111,774 | 1,165,150 | 10,041,665,350 | 8,952,188,134 | 12.6% | 1,073,937,116 | 15,540,100 |
| 通所リハビリテーション | 35,546 | 310,937 | 3,026,892,504 | 2,686,571,773 | 3.8% | 335,455,902 | 4,864,829 |
| 福祉用具貸与 | 151,553 | 4,402,697 | 2,206,204,920 | 1,962,413,483 | 2.8% | 237,290,801 | 6,500,636 |
| 短期入所サービス | 34,188 | 453,143 | 4,588,086,839 | 3,931,658,452 | 5.5% | 650,528,077 | 5,900,310 |
| 短期入所生活介護 | 30,599 | 423,997 | 4,226,100,528 | 3,615,000,556 | 5.1% | 605,451,486 | 5,648,486 |
| 短期入所療養介護 (老健) | 3,547 | 28,760 | 358,067,195 | 313,297,725 | 0.4% | 44,527,338 | 242,132 |
| 短期入所療養介護 (介護医療院) | 4 | 81 | 800,390 | 720,351 | 0.0% | 80,039 | 0 |
| 短期入所療養介護 (病院等) | 38 | 305 | 3,118,726 | 2,639,820 | 0.0% | 469,214 | 9,692 |
| その他の単品サービス | 39,073 | 381,898 | 2,588,446,421 | 2,298,192,635 | 3.2% | 286,517,446 | 3,736,340 |
| 居宅療養管理指導 | 27,714 | 48,577 | 185,000,650 | 164,532,147 | 0.2% | 18,340,313 | 2,128,190 |
| 特定施設入居者生活介護 | 11,309 | 332,732 | 2,399,271,173 | 2,130,155,777 | 3.0% | 267,507,246 | 1,608,150 |
| 特定施設入居者生活介護 (短期) | 50 | 589 | 4,174,598 | 3,504,711 | 0.0% | 669,887 | 0 |
| 居宅介護支援 | 206,262 | | 3,011,860,818 | 3,011,860,818 | 4.2% | | 2,118,184 |
| 地域密着型サービス | 77,318 | 1,601,407 | 16,604,150,958 | 14,599,656,414 | 20.5% | 1,970,640,229 | 33,854,315 |
| 定期巡回・随時対応型訪問介護看護 | 1,700 | 20,517 | 268,295,286 | 239,839,034 | 0.3% | 27,623,301 | 832,951 |
| 夜間対応型訪問介護 | 0 | 0 | 0 | 0 | 0.0% | 0 | 0 |
| 地域密着型通所介護 | 18,371 | 190,587 | 1,707,819,995 | 1,523,997,641 | 2.1% | 179,263,222 | 4,559,132 |
| 認知症対応型通所介護 | 8,279 | 92,603 | 1,053,689,864 | 939,860,299 | 1.3% | 109,533,677 | 4,295,888 |
| 小規模多機能型居宅介護 | 17,144 | 387,037 | 3,806,631,845 | 3,397,235,855 | 4.8% | 388,784,412 | 20,611,578 |
| 小規模多機能型居宅介護 (短期) | 127 | 473 | 3,553,364 | 3,094,585 | 0.0% | 458,779 | 0 |
| 認知症対応型共同生活介護 | 15,760 | 462,823 | 4,424,811,492 | 3,950,631,390 | 5.5% | 473,829,823 | 350,279 |
| 認知症対応型共同生活介護(短期) | 76 | 659 | 6,687,574 | 5,885,074 | 0.0% | 802,500 | 0 |
| 地域密着型特定施設入居者生活介護 | 0 | 0 | 0 | 0 | 0.0% | 0 | 0 |
| 地域密着型特定施設入居者生活介護 (短期) | 0 | 0 | 0 | 0 | 0.0% | 0 | 0 |
| 地域密着型老人福祉施設入所者生活介護 | 11,945 | 348,646 | 4,243,953,056 | 3,570,212,455 | 5.0% | 673,165,664 | 574,937 |
| 複合型サービス | 3,915 | 98,061 | 1,088,702,202 | 968,894,429 | 1.4% | 117,178,223 | 2,629,550 |
| 複合型サービス (短期) | 1 | 1 | 6,280 | 5,652 | 0.0% | 628 | 0 |
| 施設介護サービス | 91,397 | 2,723,697 | 30,202,489,934 | 25,867,899,901 | 36.3% | 4,273,394,249 | 61,195,784 |
| 介護老人福祉施設 | 52,218 | 1,607,530 | 16,876,767,576 | 14,338,284,283 | 20.1% | 2,506,581,654 | 31,901,639 |
| 介護老人保健施設 | 35,032 | 997,929 | 11,670,457,827 | 10,088,527,243 | 14.2% | 1,560,288,404 | 21,642,180 |
| 介護医療院 | 3,933 | 111,612 | 1,584,405,932 | 1,380,747,178 | 1.9% | 196,006,789 | 7,651,965 |
| 介護療養型医療施設 | 214 | 6,626 | 70,858,599 | 60,341,197 | 0.1% | 10,517,402 | 0 |
| 緊急時施設療養費 | (再掲) 0 | | 0 | (再掲) 0 | 0.0% | 0 | 0 |
| 特別診療費 | (再掲) 3,816 | | 82,894,880 | (再掲) 73,709,280 | 0.1% | 8,454,338 | 731,262 |
| 特定診療費 | (再掲) 166 | | 2,100,680 | (再掲) 1,859,758 | 0.0% | 240,922 | 0 |
| 特別療養費 | (再掲) 1,162 | | 9,987,800 | (再掲) 8,788,568 | 0.0% | 1,193,392 | 5,840 |
| 介護予防サービス | 142,140 | 1,711,649 | 1,817,666,936 | 1,647,039,051 | 2.3% | 164,533,192 | 6,361,074 |
| 介護予防訪問通所サービス | 75,941 | 1,642,368 | 1,250,189,342 | 1,111,920,350 | 1.6% | 133,344,057 | 4,924,935 |
| 介護予防訪問介護 | 0 | 0 | 0 | 0 | 0.0% | 0 | 0 |
| 介護予防訪問入浴介護 | 27 | 114 | 1,084,273 | 975,840 | 0.0% | 108,433 | 0 |
| 介護予防訪問看護 | 9,239 | 44,741 | 293,077,030 | 260,035,983 | 0.4% | 30,212,748 | 2,828,299 |
| 介護予防訪問リハビリテーション | 1,486 | 6,944 | 44,336,030 | 39,437,788 | 0.1% | 4,806,960 | 91,282 |
| 介護予防通所介護 | 0 | 0 | 0 | 0 | 0.0% | 0 | 0 |
| 介護予防通所リハビリテーション | 14,468 | 86,558 | 560,812,619 | 498,539,154 | 0.7% | 61,449,695 | 823,770 |
| 介護予防福祉用具貸与 | 50,721 | 1,504,011 | 350,879,390 | 312,931,585 | 0.4% | 36,766,221 | 1,181,584 |
| 介護予防短期入所サービス | 489 | 2,870 | 21,535,598 | 18,866,319 | 0.0% | 2,644,017 | 25,262 |
| 介護予防短期入所生活介護 | 412 | 2,339 | 17,110,486 | 14,958,198 | 0.0% | 2,127,026 | 25,262 |
| 介護予防短期入所療養介護 (老健) | 77 | 531 | 4,425,112 | 3,908,121 | 0.0% | 516,991 | 0 |
| 介護予防短期入所療養介護 (介護医療院) | 0 | 0 | 0 | 0 | 0.0% | 0 | 0 |
| 介護予防短期入所療養介護 (病院等) | 0 | 0 | 0 | 0 | 0.0% | 0 | 0 |
| その他の単品介護予防サービス | 3,000 | 31,144 | 100,234,215 | 88,770,314 | 0.1% | 11,235,605 | 228,296 |
| 介護予防居宅療養管理指導 | 2,074 | 3,379 | 14,001,490 | 12,444,240 | 0.0% | 1,329,331 | 227,919 |
| 介護予防特定施設入居者生活介護 | 926 | 27,765 | 86,232,725 | 76,326,074 | 0.1% | 9,906,274 | 377 |
| 介護予防支援 | 60,504 | | 275,324,580 | 275,324,580 | 0.4% | | 266,381 |
| 地域密着型介護予防サービス | 2,206 | 35,267 | 170,383,201 | 152,157,488 | 0.2% | 17,309,513 | 916,200 |
| 介護予防認知症対応型通所介護 | 120 | 556 | 4,992,015 | 4,427,355 | 0.0% | 543,833 | 20,827 |
| 介護予防小規模多機能型居宅介護 | 2,046 | 33,640 | 156,721,152 | 139,927,105 | 0.2% | 15,898,674 | 895,373 |
| 介護予防小規模多機能型居宅介護 (短期) | 3 | 9 | 56,279 | 50,650 | 0.0% | 5,629 | 0 |
| 介護予防認知症対応型共同生活介護 | 35 | 1,050 | 8,504,395 | 7,653,954 | 0.0% | 850,441 | 0 |
| 介護予防認知症対応型共同生活介護(短期) | 2 | 12 | 109,360 | 98,424 | 0.0% | 10,936 | 0 |
| 総合事業サービス | 107,053 | 428,660 | 1,960,781,381 | 1,762,107,906 | 2.5% | 191,898,873 | 6,786,607 |
| 訪問型サービス | 18,850 | 110,705 | 344,616,888 | 306,778,653 | 0.4% | 34,712,652 | 3,125,583 |
| A1訪問型サービス (みなし) | 0 | 0 | 0 | 0 | 0.0% | 0 | 0 |
| A2訪問型サービス (独自) | 16,097 | 95,562 | 315,678,465 | 281,047,543 | 0.4% | 31,757,868 | 2,873,054 |
| A3訪問型サービス (独自/定率) | 2,753 | 15,143 | 28,938,423 | 25,731,110 | 0.0% | 2,954,784 | 252,529 |
| 通所型サービス | 57,216 | 317,955 | 1,476,147,617 | 1,315,312,377 | 1.8% | 157,186,221 | 3,649,019 |
| A5通所型サービス (みなし) | ▲ 1 | 1,439 | ▲ 608,490 | ▲ 544,881 | 0.0% | ▲ 63,609 | 0 |
| A6通所型サービス (独自) | 49,645 | 282,842 | 1,364,972,379 | 1,216,438,777 | 1.7% | 144,998,647 | 3,534,955 |
| A7通所型サービス (独自/定率) | 7,442 | 32,899 | 108,219,345 | 96,360,122 | 0.1% | 11,778,393 | 80,830 |
| A8通所型サービス (独自/定額) | 130 | 775 | 3,564,383 | 3,058,359 | 0.0% | 472,790 | 33,234 |
| AF介護予防ケアマネジメント | 30,987 | | 140,016,876 | 140,016,876 | 0.2% | | 12,005 |
| 公費高額サービス費 | (再掲) | | (再掲) | (再掲) | 0.0% | (再掲) | ▲ 48,072,400 |
| 特定入所者介護サービス費 | (再掲) 45,525 | | (再掲) 3,113,817,203 | (再掲) 1,290,263,253 | 1.8% | (再掲) 1,823,519,750 | 34,200 |
| 合計 | 1,102,326 | 14,081,880 | 81,175,183,676 | 71,276,310,751 | 100.0% | 9,717,180,293 | 136,016,802 |

IV-1-(2) 保険者別サービス別介護給付費の状況

| 区分 保険者名 | 訪問通所サービス ① | | | | 短期入所サービス ② | | | | その他の単品サービス ③ | | | | 居宅介護支援 ④ | | | 地域密着型サービス ⑤ | | | | 施設介護サービス ⑥ | | | | 公費高額 給付費⑦ |
|------------|------------|-----------|---------------|----------------|------------|---------|-------------|---------------|--------------|---------|-------------|---------------|----------|-------------|---------------|-------------|-----------|---------------|----------------|------------|-----------|---------------|----------------|--------------|
| | 件数 | 日数 | 単位数 | 給付費 | 件数 | 日数 | 単位数 | 給付費 | 件数 | 日数 | 単位数 | 給付費 | 件数 | 単位数 | 給付費 | 件数 | 日数 | 単位数 | 給付費 | 件数 | 日数 | 単位数 | 給付費 | |
| 福井市 | 130,403 | 2,202,308 | 658,658,968 | 5,923,846,960 | 10,722 | 168,319 | 158,775,726 | 1,485,273,088 | 16,226 | 130,894 | 86,676,152 | 774,473,174 | 67,472 | 98,177,238 | 1,002,119,794 | 29,078 | 622,785 | 607,296,969 | 5,529,738,242 | 27,492 | 801,116 | 842,238,137 | 7,919,925,695 | 31,000,807 |
| 敦賀市 | 36,917 | 571,611 | 171,668,906 | 1,527,795,543 | 3,234 | 31,827 | 30,795,017 | 283,161,327 | 2,313 | 11,919 | 6,621,579 | 59,635,469 | 16,388 | 23,166,295 | 231,749,977 | 6,399 | 139,460 | 124,856,096 | 1,116,893,227 | 7,073 | 203,357 | 214,646,505 | 2,004,298,460 | 5,411,077 |
| 小浜市 | 23,376 | 376,064 | 114,986,145 | 1,026,160,971 | 1,833 | 13,942 | 14,344,556 | 131,790,683 | 2,928 | 15,979 | 9,821,567 | 87,981,777 | 9,919 | 15,389,373 | 154,000,239 | 2,062 | 43,889 | 46,895,840 | 424,172,090 | 4,282 | 122,504 | 135,170,766 | 1,269,590,039 | 1,573,862 |
| 大野市 | 19,710 | 345,886 | 101,409,223 | 906,973,503 | 2,894 | 38,490 | 29,240,538 | 272,242,436 | 535 | 6,678 | 4,451,085 | 40,063,431 | 11,462 | 17,130,754 | 171,378,890 | 5,038 | 92,551 | 96,230,997 | 876,619,899 | 4,575 | 215,030 | 130,794,098 | 1,227,773,368 | 869,188 |
| 勝山市 | 13,651 | 228,002 | 70,455,587 | 628,458,064 | 907 | 7,762 | 7,408,653 | 67,194,536 | 1,501 | 15,719 | 10,392,674 | 92,237,034 | 7,149 | 10,653,308 | 106,579,064 | 2,012 | 35,918 | 38,223,538 | 341,141,101 | 4,301 | 127,033 | 127,945,885 | 1,185,445,185 | 325,138 |
| 鯖江市 | 30,378 | 513,433 | 154,992,594 | 1,384,872,717 | 1,891 | 23,795 | 21,866,474 | 200,317,738 | 1,681 | 26,442 | 18,619,244 | 166,665,282 | 15,665 | 21,495,701 | 215,368,617 | 4,830 | 101,543 | 109,258,191 | 981,996,569 | 6,712 | 192,427 | 205,137,075 | 1,900,010,819 | 829,535 |
| 越前市 | 42,101 | 715,225 | 198,700,107 | 1,768,699,498 | 2,764 | 33,880 | 31,753,785 | 289,592,859 | 5,028 | 61,908 | 43,083,085 | 383,438,385 | 20,259 | 30,243,330 | 302,682,267 | 7,287 | 144,141 | 145,680,740 | 1,303,301,026 | 9,534 | 274,858 | 293,018,362 | 2,707,534,691 | 1,977,342 |
| 永平寺町 | 11,035 | 184,239 | 58,132,901 | 521,660,203 | 936 | 12,300 | 11,590,060 | 108,551,661 | 1,065 | 3,693 | 2,098,465 | 18,212,414 | 5,776 | 8,587,910 | 85,979,359 | 1,432 | 30,654 | 32,576,570 | 290,974,841 | 2,806 | 79,714 | 82,687,184 | 766,882,787 | 132,768 |
| 池田町 | 1,888 | 31,699 | 7,588,198 | 67,761,608 | 270 | 4,784 | 4,196,657 | 38,559,590 | 26 | 179 | 117,840 | 1,060,560 | 1,039 | 1,670,605 | 16,716,380 | 360 | 8,544 | 8,334,378 | 74,641,168 | 479 | 14,008 | 15,065,263 | 142,977,394 | 0 |
| 南越前町 | 4,347 | 76,760 | 16,136,106 | 143,560,608 | 522 | 6,056 | 5,927,762 | 53,324,594 | 373 | 2,114 | 1,285,055 | 11,309,649 | 2,650 | 3,383,812 | 33,849,184 | 2,111 | 37,702 | 37,340,772 | 337,006,017 | 2,090 | 61,271 | 60,429,757 | 559,608,273 | 9,345 |
| 越前町 | 9,320 | 148,046 | 53,136,521 | 474,404,976 | 1,065 | 16,859 | 14,759,103 | 136,284,043 | 627 | 7,295 | 5,285,578 | 47,647,502 | 5,288 | 6,987,113 | 69,983,888 | 738 | 20,591 | 18,596,880 | 166,633,672 | 3,871 | 113,593 | 115,569,301 | 1,084,906,325 | 681,987 |
| 美浜町 | 5,584 | 94,607 | 26,508,060 | 237,122,707 | 589 | 5,972 | 5,558,747 | 51,077,056 | 143 | 696 | 431,158 | 3,990,450 | 2,676 | 3,644,828 | 36,482,040 | 1,254 | 26,814 | 26,790,972 | 245,411,739 | 1,383 | 40,478 | 40,999,456 | 390,737,045 | 633,106 |
| 高浜町 | 6,900 | 105,946 | 32,439,056 | 289,919,194 | 496 | 4,521 | 5,103,022 | 47,588,022 | 319 | 2,087 | 1,335,504 | 11,694,042 | 3,224 | 4,997,608 | 50,025,100 | 691 | 8,565 | 11,527,759 | 105,591,208 | 1,289 | 35,469 | 38,142,063 | 361,070,459 | 396,775 |
| おい町 | 3,525 | 61,758 | 15,480,870 | 139,170,963 | 243 | 2,294 | 2,243,789 | 20,450,418 | 322 | 952 | 541,037 | 4,866,605 | 1,489 | 2,060,378 | 20,639,390 | 945 | 17,053 | 20,635,271 | 186,552,317 | 1,365 | 37,504 | 38,613,234 | 363,688,980 | 76,310 |
| 若狭町 | 9,347 | 168,084 | 49,537,248 | 443,564,240 | 873 | 9,371 | 9,264,854 | 86,897,203 | 765 | 7,380 | 4,704,602 | 41,779,009 | 4,893 | 6,626,455 | 66,308,560 | 1,883 | 29,698 | 32,734,706 | 299,530,933 | 2,258 | 65,091 | 66,953,255 | 629,501,143 | 1,283,186 |
| 坂井広域 | 56,413 | 957,758 | 299,134,004 | 2,673,923,819 | 4,949 | 72,971 | 71,324,416 | 659,353,198 | 5,221 | 87,963 | 61,965,475 | 553,137,852 | 30,913 | 44,728,404 | 447,998,069 | 11,198 | 241,499 | 253,444,834 | 2,319,452,365 | 11,887 | 340,244 | 360,346,427 | 3,353,949,238 | 2,871,974 |
| 合計 | 404,895 | 6,781,426 | 2,028,964,494 | 18,157,895,574 | 34,188 | 453,143 | 424,153,159 | 3,931,658,452 | 39,073 | 381,898 | 257,430,100 | 2,298,192,635 | 206,262 | 298,943,112 | 3,011,860,818 | 77,318 | 1,601,407 | 1,610,424,513 | 14,599,656,414 | 91,397 | 2,723,697 | 2,767,756,768 | 25,867,899,901 | 48,072,400 |

| 区分 保険者名 | 予防訪問通所サービス ⑧ | | | | 予防短期入所サービス ⑨ | | | | その他の予防単品サービス ⑩ | | | | 介護予防支援 ⑪ | | | 予防地域密着型サービス ⑫ | | | | 総合事業サービス ⑬ | | | | 合計 ①～⑬ | | | |
|------------|--------------|-----------|-------------|---------------|--------------|-------|-----------|------------|----------------|--------|-----------|------------|----------|------------|-------------|---------------|--------|------------|-------------|------------|---------|-------------|---------------|-----------|------------|---------------|----------------|
| | 件数 | 日数 | 単位数 | 給付費 | 件数 | 日数 | 単位数 | 給付費 | 件数 | 日数 | 単位数 | 給付費 | 件数 | 単位数 | 給付費 | 件数 | 日数 | 単位数 | 給付費 | 件数 | 日数 | 単位数 | 給付費 | 件数 | 日数 | 単位数 | 給付費 |
| 福井市 | 29,734 | 641,089 | 49,121,509 | 441,364,577 | 115 | 574 | 408,406 | 3,699,640 | 1,362 | 10,634 | 3,484,415 | 31,281,592 | 23,718 | 10,684,284 | 109,063,237 | 687 | 12,957 | 5,052,928 | 45,558,553 | 52,537 | 177,476 | 82,767,030 | 757,141,933 | 389,546 | 4,768,152 | 2,603,341,762 | 24,023,486,485 |
| 敦賀市 | 6,266 | 130,441 | 9,149,653 | 81,278,518 | 80 | 463 | 336,990 | 3,085,836 | 121 | 546 | 151,008 | 1,338,292 | 5,139 | 2,290,782 | 22,908,912 | 147 | 3,113 | 1,251,254 | 11,261,286 | 11,258 | 41,005 | 21,524,004 | 193,433,382 | 95,335 | 1,133,742 | 606,458,089 | 5,536,840,229 |
| 小浜市 | 2,669 | 58,498 | 4,752,374 | 42,056,739 | 19 | 175 | 134,810 | 1,241,865 | 124 | 1,301 | 445,095 | 3,947,911 | 2,031 | 918,678 | 9,186,780 | 87 | 1,357 | 751,219 | 6,717,583 | 2,277 | 13,511 | 3,357,891 | 29,870,486 | 51,607 | 647,220 | 346,968,314 | 3,186,717,163 |
| 大野市 | 3,754 | 81,907 | 6,183,138 | 55,151,764 | 62 | 265 | 204,291 | 1,874,811 | 42 | 680 | 209,774 | 1,825,440 | 3,014 | 1,366,032 | 13,663,603 | 90 | 2,086 | 616,380 | 5,533,354 | 3,277 | 21,026 | 9,823,820 | 87,803,836 | 54,453 | 804,599 | 397,660,130 | 3,660,904,335 |
| 勝山市 | 2,406 | 58,887 | 3,340,387 | 29,828,645 | 47 | 270 | 221,168 | 1,986,482 | 166 | 1,200 | 388,596 | 3,510,704 | 1,962 | 876,756 | 8,772,510 | 120 | 1,011 | 937,709 | 8,429,574 | 2,279 | 15,335 | 6,485,738 | 58,044,757 | 36,501 | 491,137 | 277,329,999 | 2,531,627,656 |
| 鯖江市 | 4,453 | 96,141 | 7,807,686 | 69,587,226 | 9 | 98 | 55,589 | 508,417 | 41 | 1,018 | 352,215 | 2,880,897 | 3,486 | 1,655,268 | 16,553,772 | 60 | 851 | 398,885 | 3,601,525 | 6,301 | 21,507 | 11,986,811 | 108,071,149 | 75,507 | 977,255 | 553,625,733 | 5,050,434,728 |
| 越前市 | 5,922 | 128,438 | 10,360,414 | 91,943,050 | 14 | 58 | 45,209 | 406,881 | 417 | 7,570 | 2,384,025 | 21,318,103 | 4,670 | 2,093,460 | 20,934,600 | 52 | 659 | 393,680 | 3,543,120 | 10,883 | 37,116 | 19,331,493 | 174,484,171 | 108,931 | 1,403,853 | 777,087,690 | 7,067,878,651 |
| 永平寺町 | 1,829 | 42,636 | 2,549,333 | 23,117,732 | 8 | 34 | 22,755 | 207,530 | 38 | 757 | 168,682 | 1,553,614 | 1,502 | 675,576 | 6,755,760 | 83 | 858 | 683,578 | 6,152,202 | 2,340 | 8,695 | 4,600,020 | 41,607,422 | 28,850 | 363,580 | 204,373,034 | 1,871,655,525 |
| 池田町 | 615 | 13,093 | 845,961 | 7,503,095 | 17 | 124 | 77,165 | 691,065 | 12 | 365 | 127,825 | 1,150,425 | 472 | 207,635 | 2,076,350 | 12 | 365 | 61,737 | 555,633 | 350 | 2,002 | 976,176 | 8,645,965 | 5,540 | 75,163 | 39,269,440 | 362,339,233 |
| 南越前町 | 1,439 | 30,072 | 2,373,715 | 21,114,860 | 6 | 23 | 20,760 | 186,840 | 119 | 676 | 257,345 | 2,315,515 | 1,017 | 451,746 | 4,517,460 | 16 | 451 | 246,006 | 2,214,054 | 2,233 | 7,673 | 3,387,506 | 30,586,820 | 16,923 | 222,798 | 131,240,342 | 1,199,593,874 |
| 越前町 | 2,232 | 44,510 | 4,209,429 | 37,673,664 | 23 | 288 | 142,965 | 1,329,867 | 126 | 941 | 329,287 | 2,930,649 | 1,676 | 752,688 | 7,527,643 | 2 | 17 | 17,129 | 154,161 | 2,231 | 12,661 | 6,029,428 | 54,033,920 | 27,199 | 364,801 | 225,815,422 | 2,083,510,310 |
| 美浜町 | 1,024 | 23,237 | 1,434,464 | 12,865,755 | 16 | 105 | 93,272 | 837,938 | 0 | 0 | 0 | 0 | 806 | 363,828 | 3,638,280 | 30 | 643 | 241,094 | 2,169,846 | 796 | 5,130 | 2,248,631 | 20,107,964 | 14,301 | 197,682 | 108,314,510 | 1,004,440,820 |
| 高浜町 | 1,217 | 28,858 | 2,258,146 | 20,209,157 | 8 | 28 | 28,058 | 263,069 | 12 | 365 | 134,453 | 1,210,077 | 1,006 | 452,628 | 4,526,280 | 17 | 129 | 154,179 | 1,329,105 | 741 | 4,555 | 2,223,534 | 19,796,428 | 15,920 | 190,523 | 98,796,010 | 913,222,141 |
| おい町 | 1,180 | 26,278 | 2,217,557 | 19,851,589 | 15 | 161 | 97,525 | 956,304 | 65 | 87 | 49,464 | 445,176 | 849 | 385,062 | 3,850,620 | 279 | 3,800 | 2,628,767 | 23,475,121 | 329 | 2,033 | 814,723 | 7,323,539 | 10,606 | 151,920 | 85,767,677 | 791,271,022 |
| 若狭町 | 2,151 | 34,737 | 5,054,220 | 45,136,196 | 5 | 16 | 14,630 | 131,670 | 82 | 486 | 118,433 | 1,115,129 | 1,550 | 702,900 | 7,029,000 | 136 | 1,644 | 1,251,054 | 11,191,789 | 985 | 5,733 | 1,762,506 | 15,832,874 | 24,928 | 322,240 | 178,724,863 | 1,648,017,746 |
| 坂井広域 | 9,050 | 203,546 | 12,656,296 | 113,237,783 | 45 | 188 | 158,697 | 1,458,104 | 273 | 4,518 | 1,350,890 | 11,946,790 | 7,606 | 3,431,628 | 34,319,773 | 388 | 5,326 | 2,266,010 | 20,270,582 | 8,236 | 53,202 | 17,440,970 | 155,323,260 | 146,179 | 1,967,215 | 1,128,248,051 | 10,344,370,833 |
| 合計 | 75,941 | 1,642,368 | 124,314,282 | 1,111,920,350 | 489 | 2,870 | 2,062,290 | 18,866,319 | 3,000 | 31,144 | 9,951,507 | 88,770,314 | 60,504 | 27,308,951 | 275,324,580 | 2,206 | 35,267 | 16,951,609 | 152,157,488 | 107,053 | 428,660 | 194,760,281 | 1,762,107,906 | 1,102,326 | 14,081,880 | 7,763,021,066 | 71,276,310,751 |

※特定入所者介護サービス費については、IV-1-(5)をご覧ください。

IV-1-(3) 保険者別月別介護給付費の状況

| 区分 保険者名 | 令和4年4月 | | 5月 | | 6月 | | 7月 | | 8月 | | 9月 | | 10月 | | 11月 | | 12月 | | 令和5年1月 | | 2月 | | 3月 | | 合計 | | |
|------------|--------|---------------|--------|---------------|--------|---------------|--------|---------------|--------|---------------|--------|---------------|--------|---------------|--------|---------------|--------|---------------|--------|---------------|--------|---------------|--------|---------------|-----------|----------------|----|
| | 件数 | 給付費 | 件数 | 給付費 | 件数 | 給付費 | 件数 | 給付費 | 件数 | 給付費 | 件数 | 給付費 | 件数 | 給付費 | 件数 | 給付費 | 件数 | 給付費 | 件数 | 給付費 | 件数 | 給付費 | 件数 | 給付費 | 件数 | 給付費 | 件数 |
| 福井市 | 31,532 | 2,005,777,124 | 32,094 | 1,987,047,310 | 32,489 | 2,028,815,730 | 33,216 | 2,033,339,655 | 32,829 | 2,051,420,284 | 32,328 | 1,995,353,143 | 32,659 | 1,997,997,711 | 32,958 | 2,049,025,786 | 32,888 | 1,994,420,213 | 32,775 | 2,021,984,872 | 32,201 | 1,988,292,301 | 31,577 | 1,870,012,356 | 389,546 | 24,023,486,485 | |
| 敦賀市 | 7,863 | 463,304,373 | 7,991 | 462,649,392 | 8,020 | 471,952,789 | 8,018 | 463,312,266 | 8,089 | 473,736,255 | 8,003 | 466,198,824 | 8,007 | 459,909,684 | 8,073 | 478,729,946 | 7,968 | 452,379,462 | 7,982 | 469,589,562 | 7,673 | 449,663,698 | 7,648 | 425,413,978 | 95,335 | 5,536,840,229 | |
| 小浜市 | 4,190 | 264,337,850 | 4,292 | 264,679,977 | 4,288 | 269,813,758 | 4,385 | 269,061,250 | 4,386 | 274,527,272 | 4,314 | 267,320,360 | 4,269 | 262,385,703 | 4,323 | 277,139,327 | 4,387 | 267,453,337 | 4,176 | 257,352,389 | 4,330 | 263,331,564 | 4,267 | 249,314,376 | 51,607 | 3,186,717,163 | |
| 大野市 | 4,480 | 313,170,174 | 4,606 | 308,588,079 | 4,633 | 308,568,708 | 4,577 | 301,337,125 | 4,574 | 315,618,044 | 4,567 | 308,303,848 | 4,622 | 309,029,635 | 4,534 | 311,218,950 | 4,645 | 305,758,762 | 4,501 | 302,444,936 | 4,432 | 297,034,639 | 4,282 | 279,831,435 | 54,453 | 3,660,904,335 | |
| 勝山市 | 3,015 | 213,140,535 | 3,062 | 206,688,130 | 3,125 | 213,589,936 | 3,132 | 211,425,780 | 3,097 | 215,905,498 | 3,029 | 211,293,370 | 3,094 | 215,822,828 | 3,083 | 220,852,419 | 3,048 | 208,135,200 | 3,049 | 214,379,252 | 2,843 | 202,142,979 | 2,924 | 198,251,729 | 36,501 | 2,531,627,656 | |
| 鯖江市 | 6,164 | 431,602,185 | 6,130 | 420,630,912 | 6,329 | 428,019,271 | 6,343 | 422,943,495 | 6,281 | 424,911,242 | 6,269 | 422,363,558 | 6,307 | 417,576,823 | 6,372 | 427,899,728 | 6,423 | 432,069,259 | 6,348 | 417,234,324 | 6,326 | 410,158,711 | 6,215 | 395,025,220 | 75,507 | 5,050,434,728 | |
| 越前市 | 8,768 | 586,636,544 | 8,880 | 582,787,038 | 9,024 | 588,886,985 | 9,149 | 591,869,824 | 9,173 | 597,063,408 | 9,034 | 595,596,171 | 9,143 | 580,844,096 | 9,036 | 598,632,932 | 9,418 | 598,496,885 | 9,274 | 608,645,226 | 9,027 | 582,622,148 | 9,005 | 555,797,394 | 108,931 | 7,067,878,651 | |
| 永平寺町 | 2,303 | 162,293,763 | 2,342 | 157,170,381 | 2,415 | 162,727,358 | 2,435 | 160,536,945 | 2,441 | 159,324,062 | 2,345 | 152,993,261 | 2,402 | 149,828,563 | 2,433 | 156,030,158 | 2,390 | 152,911,020 | 2,443 | 143,374,089 | 2,456 | 167,170,986 | 2,445 | 147,294,939 | 28,850 | 1,871,655,525 | |
| 池田町 | 456 | 31,284,450 | 454 | 30,761,260 | 465 | 30,875,251 | 440 | 29,751,799 | 441 | 30,569,064 | 476 | 30,921,931 | 465 | 29,836,912 | 477 | 30,523,329 | 480 | 29,839,832 | 477 | 30,117,415 | 461 | 29,229,268 | 448 | 28,628,722 | 5,540 | 362,339,233 | |
| 南越前町 | 1,356 | 104,556,984 | 1,427 | 101,584,124 | 1,395 | 101,221,295 | 1,451 | 102,466,696 | 1,393 | 100,153,285 | 1,475 | 99,912,664 | 1,414 | 96,267,580 | 1,417 | 100,691,549 | 1,427 | 94,265,527 | 1,394 | 100,550,973 | 1,397 | 101,343,102 | 1,377 | 96,580,095 | 16,923 | 1,199,593,874 | |
| 越前町 | 2,249 | 177,829,748 | 2,307 | 175,334,050 | 2,227 | 163,119,950 | 2,327 | 188,665,308 | 2,348 | 181,970,000 | 2,252 | 179,803,563 | 2,271 | 170,989,708 | 2,267 | 177,256,386 | 2,332 | 174,386,376 | 2,258 | 172,349,747 | 2,179 | 165,648,873 | 2,182 | 156,156,601 | 27,199 | 2,083,510,310 | |
| 美浜町 | 1,145 | 82,164,277 | 1,132 | 80,072,154 | 1,159 | 82,584,047 | 1,196 | 83,445,731 | 1,199 | 85,226,419 | 1,199 | 85,115,607 | 1,214 | 84,509,491 | 1,216 | 87,691,814 | 1,243 | 86,256,889 | 1,203 | 85,230,783 | 1,191 | 83,026,318 | 1,204 | 79,117,290 | 14,301 | 1,004,440,820 | |
| 高浜町 | 1,309 | 77,849,177 | 1,272 | 74,080,009 | 1,320 | 75,877,263 | 1,322 | 77,920,066 | 1,337 | 78,365,273 | 1,362 | 78,658,905 | 1,358 | 76,011,973 | 1,361 | 79,331,155 | 1,340 | 77,179,653 | 1,354 | 76,017,316 | 1,314 | 71,666,219 | 1,271 | 70,265,132 | 15,920 | 913,222,141 | |
| おおい町 | 905 | 68,264,316 | 876 | 66,622,741 | 878 | 67,831,305 | 908 | 68,537,829 | 885 | 65,434,834 | 879 | 66,664,451 | 860 | 64,776,772 | 902 | 67,898,156 | 907 | 66,098,118 | 884 | 65,103,440 | 854 | 62,324,813 | 868 | 61,714,247 | 10,606 | 791,271,022 | |
| 若狭町 | 2,063 | 141,627,493 | 2,086 | 140,714,221 | 2,048 | 140,715,202 | 2,061 | 140,483,913 | 2,079 | 135,129,377 | 2,075 | 138,843,669 | 2,096 | 137,139,838 | 2,113 | 141,509,880 | 2,109 | 135,247,433 | 2,064 | 136,072,231 | 2,021 | 134,189,282 | 2,113 | 126,345,207 | 24,928 | 1,648,017,746 | |
| 坂井広域 | 11,928 | 869,360,355 | 12,011 | 858,644,245 | 12,104 | 860,094,911 | 12,312 | 864,145,672 | 12,430 | 888,937,322 | 12,311 | 887,017,065 | 12,416 | 865,017,789 | 12,309 | 889,368,401 | 12,309 | 865,584,208 | 11,833 | 847,253,795 | 11,688 | 826,307,713 | 12,528 | 822,639,357 | 146,179 | 10,344,370,833 | |
| 合計 | 89,726 | 5,993,199,348 | 90,962 | 5,918,054,023 | 91,919 | 5,994,693,759 | 93,272 | 6,009,243,354 | 92,982 | 6,078,291,639 | 91,918 | 5,986,360,390 | 92,597 | 5,917,945,106 | 92,874 | 6,093,799,916 | 93,314 | 5,940,482,174 | 92,015 | 5,947,700,350 | 90,393 | 5,834,152,614 | 90,354 | 5,562,388,078 | 1,102,326 | 71,276,310,751 | |

IV-1-(4) 公費負担者別月別介護給付費の状況

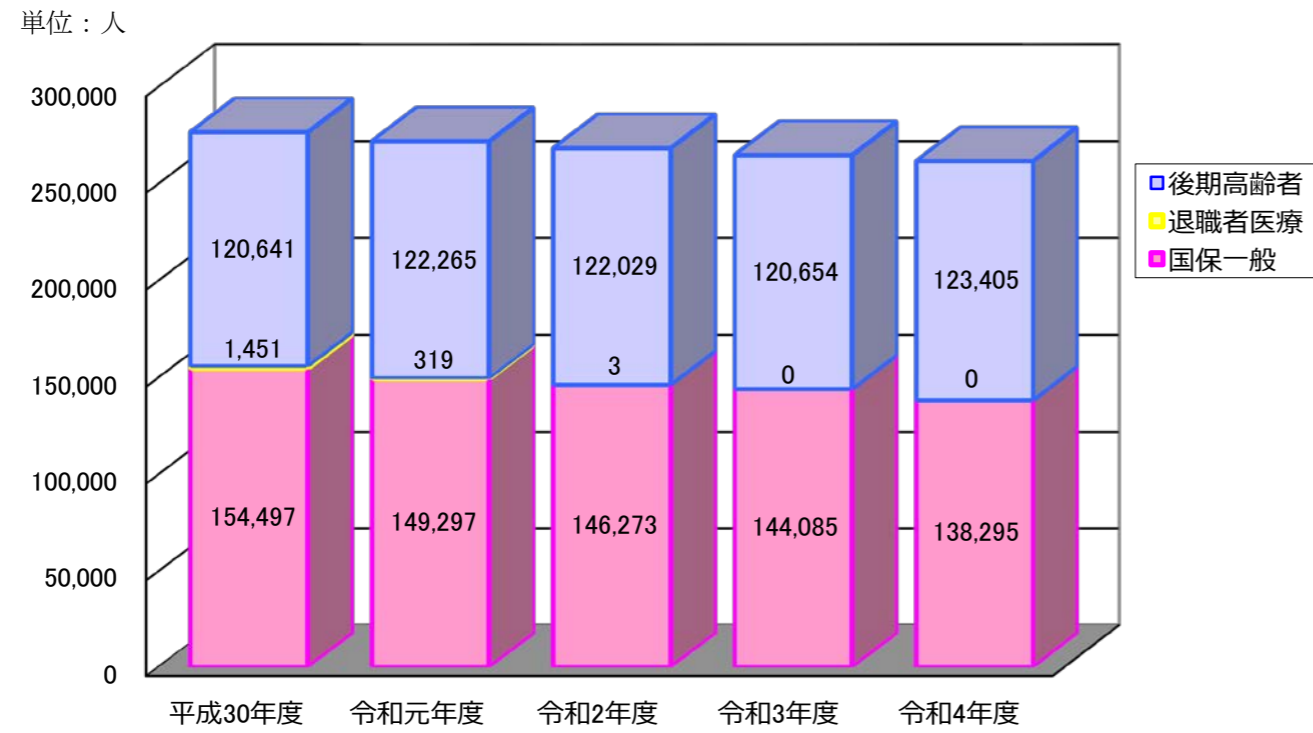
| 公費負担者 | | | 令和4年4月 | | 5月 | | 6月 | | 7月 | | 8月 | | 9月 | | 10月 | | 11月 | | 12月 | | 令和5年1月 | | 2月 | | 3月 | | 合計 | |
|-------------------------|-----------|----------|------------|-----------|-----------|-----------|------------|-----------|------------|-----------|------------|-----------|------------|-----------|------------|-----------|------------|-----------|------------|-----------|------------|-----------|------------|-----------|------------|-----------|-------------|------------|
| | | | 件数 | 給付費 | 件数 | 給付費 | 件数 | 給付費 | 件数 | 給付費 | 件数 | 給付費 | 件数 | 給付費 | 件数 | 給付費 | 件数 | 給付費 | 件数 | 給付費 | 件数 | 給付費 | 件数 | 給付費 | 件数 | 給付費 | 件数 | 給付費 |
| 生活保護 | 福井市福祉事務所 | 12181012 | 996 | 5,876,548 | 1,000 | 5,574,802 | 1,016 | 6,554,683 | 1,098 | 7,328,265 | 1,046 | 5,973,938 | 1,060 | 6,029,871 | 1,051 | 6,870,776 | 1,086 | 6,527,509 | 1,080 | 6,686,172 | 1,082 | 6,720,014 | 1,058 | 6,356,547 | 1,034 | 6,189,287 | 12,607 | 76,688,412 |
| | 敦賀市福祉事務所 | 12181319 | 216 | 1,013,570 | 218 | 1,028,485 | 233 | 982,812 | 212 | 1,001,761 | 226 | 1,008,552 | 212 | 1,040,997 | 206 | 1,023,729 | 210 | 989,068 | 207 | 978,111 | 198 | 900,639 | 210 | 1,048,046 | 203 | 923,038 | 2,551 | 11,938,808 |
| | 小浜市福祉事務所 | 12182010 | 57 | 781,523 | 49 | 249,794 | 60 | 640,700 | 55 | 329,699 | 53 | 275,377 | 56 | 269,550 | 65 | 263,848 | 58 | 270,117 | 59 | 155,660 | 62 | 317,299 | 62 | 182,670 | 64 | 196,673 | 700 | 3,932,910 |
| | 大野市福祉事務所 | 12182119 | 27 | 143,482 | 27 | 155,015 | 27 | 138,787 | 37 | 189,727 | 30 | 170,273 | 32 | 160,120 | 32 | 171,283 | 30 | 147,869 | 33 | 151,783 | 30 | 195,329 | 33 | 182,741 | 33 | 183,462 | 371 | 1,989,871 |
| | 勝山市福祉事務所 | 12182218 | 3 | 17,819 | 3 | 17,819 | 3 | 17,819 | 3 | 17,819 | 3 | 17,819 | 3 | 17,819 | 3 | 17,819 | 4 | 24,385 | 3 | 41,875 | 3 | 42,175 | 2 | 27,175 | 3 | 41,275 | 36 | 301,618 |
| | 鯖江市福祉事務所 | 12182317 | 38 | 178,163 | 39 | 177,477 | 38 | 178,745 | 38 | 178,791 | 33 | 138,198 | 35 | 175,115 | 35 | 161,403 | 36 | 149,125 | 34 | 140,891 | 31 | 168,748 | 35 | 159,947 | 44 | 178,444 | 436 | 1,985,047 |
| | あわら市福祉事務所 | 12182416 | 32 | 195,494 | 32 | 169,819 | 32 | 190,805 | 30 | 176,021 | 42 | 228,938 | 33 | 215,415 | 37 | 222,673 | 36 | 226,900 | 34 | 206,753 | 29 | 219,582 | 40 | 250,765 | 50 | 271,564 | 427 | 2,574,729 |
| | 越前市福祉事務所 | 12182515 | 44 | 544,312 | 49 | 549,219 | 44 | 245,971 | 46 | 633,921 | 55 | 1,915,011 | 50 | 586,548 | 57 | 867,983 | 54 | 779,929 | 47 | 540,472 | 50 | 561,575 | 53 | 556,989 | 59 | 1,267,090 | 608 | 9,049,020 |
| | 坂井市福祉事務所 | 12182614 | 82 | 454,196 | 67 | 347,968 | 77 | 360,869 | 79 | 425,443 | 74 | 365,172 | 67 | 341,892 | 75 | 423,565 | 74 | 420,281 | 74 | 369,537 | 74 | 346,560 | 70 | 342,025 | 79 | 675,851 | 892 | 4,873,359 |
| | 福井県地域福祉課 | 12180006 | 82 | 679,910 | 89 | 639,850 | 106 | 478,200 | 85 | 496,533 | 88 | 1,077,293 | 91 | 710,158 | 83 | 629,696 | 88 | 593,733 | 94 | 700,151 | 83 | 754,717 | 94 | 666,841 | 89 | 663,804 | 1,072 | 8,090,886 |
| 小計 | | 1,577 | 9,885,017 | 1,573 | 8,910,248 | 1,636 | 9,789,391 | 1,683 | 10,777,980 | 1,650 | 11,170,571 | 1,639 | 9,547,485 | 1,644 | 10,652,775 | 1,676 | 10,128,916 | 1,665 | 9,971,405 | 1,642 | 10,226,638 | 1,657 | 9,773,746 | 1,658 | 10,590,488 | 19,699 | 121,424,660 | |
| 中国残留邦人 | 福井市福祉事務所 | 25181017 | 0 | 0 | 0 | 0 | 0 | 0 | 0 | 0 | 0 | 0 | 0 | 0 | 0 | 0 | 0 | 0 | 0 | 0 | 0 | 0 | 0 | 0 | 0 | 0 | 0 | 0 |
| | 鯖江市福祉事務所 | 25182312 | 0 | 0 | 0 | 0 | 0 | 0 | 0 | 0 | 0 | 0 | 0 | 0 | 0 | 0 | 0 | 0 | 0 | 0 | 0 | 0 | 0 | 0 | 0 | 0 | 0 | |
| | 越前市福祉事務所 | 25182313 | 6 | 35,816 | 6 | 35,563 | 6 | 39,204 | 6 | 38,244 | 5 | 35,465 | 5 | 38,138 | 7 | 38,175 | 5 | 18,934 | 4 | 5,816 | 5 | 36,526 | 4 | 20,492 | 7 | 46,306 | 66 | 388,679 |
| | 福井県地域福祉課 | 25180001 | 0 | 0 | 0 | 0 | 0 | 0 | 0 | 0 | 0 | 0 | 0 | 0 | 0 | 0 | 0 | 0 | 0 | 0 | 0 | 0 | 0 | 0 | 0 | 0 | 0 | |
| | 小計 | | 6 | 35,816 | 6 | 35,563 | 6 | 39,204 | 6 | 38,244 | 5 | 35,465 | 5 | 38,138 | 7 | 38,175 | 5 | 18,934 | 4 | 5,816 | 5 | 36,526 | 4 | 20,492 | 7 | 46,306 | 66 | 388,679 |
| 原爆 (厚生省保健医療局企画課) | 19186014 | 5 | 66,100 | 6 | 79,240 | 6 | 47,622 | 5 | 25,688 | 4 | 18,022 | 6 | 56,601 | 4 | 61,991 | 5 | 73,312 | 4 | 87,240 | 4 | 88,014 | 4 | 87,281 | 4 | 81,566 | 57 | 772,677 | |
| 特定疾患治療費 (一部負担無し) | 51186013 | 0 | 0 | 0 | 0 | 0 | 0 | 0 | 0 | 1 | 28,799 | 1 | 42,388 | 0 | 0 | 0 | 0 | 0 | 0 | 0 | 0 | 0 | 0 | 0 | 0 | 2 | 71,187 | |
| 特定医療 | 54186010 | 225 | 1,032,097 | 207 | 871,218 | 201 | 822,134 | 214 | 879,368 | 211 | 823,263 | 221 | 933,626 | 216 | 992,462 | 231 | 994,253 | 215 | 911,807 | 222 | 946,691 | 207 | 852,678 | 201 | 775,152 | 2,571 | 10,834,749 | |
| 特定医療(生活保護) | 54186028 | 5 | 8,037 | 2 | 3,958 | 2 | 3,219 | 5 | 7,733 | 2 | 4,861 | 2 | 4,040 | 2 | 4,418 | 6 | 8,693 | 2 | 4,040 | 4 | 6,625 | 2 | 4,040 | 3 | 5,591 | 37 | 65,255 | |
| 障害者自立支援法 (通院医療) | 21186010 | 7 | 26,858 | 9 | 20,935 | 12 | 29,643 | 16 | 40,319 | 11 | 39,705 | 8 | 23,870 | 11 | 30,201 | 11 | 15,202 | 8 | 25,474 | 9 | 21,876 | 8 | 27,154 | 8 | 17,678 | 118 | 318,915 | |
| 原爆助成 (福井県健康福祉部地域福祉課) | 81186014 | 10 | 105,488 | 8 | 78,500 | 8 | 85,619 | 8 | 89,986 | 8 | 89,331 | 8 | 88,989 | 7 | 86,274 | 7 | 86,023 | 7 | 82,992 | 6 | 65,336 | 5 | 76,220 | 9 | 54,995 | 91 | 989,753 | |
| 合計 | | 1,835 | 11,159,413 | 1,811 | 9,999,662 | 1,871 | 10,816,832 | 1,937 | 11,859,318 | 1,892 | 12,210,017 | 1,890 | 10,735,137 | 1,891 | 11,866,296 | 1,941 | 11,325,333 | 1,905 | 11,088,774 | 1,892 | 11,391,706 | 1,887 | 10,841,611 | 1,890 | 11,571,776 | 22,641 | 134,865,875 | |

IV-1-(5) 特定入所者介護サービス費の状況

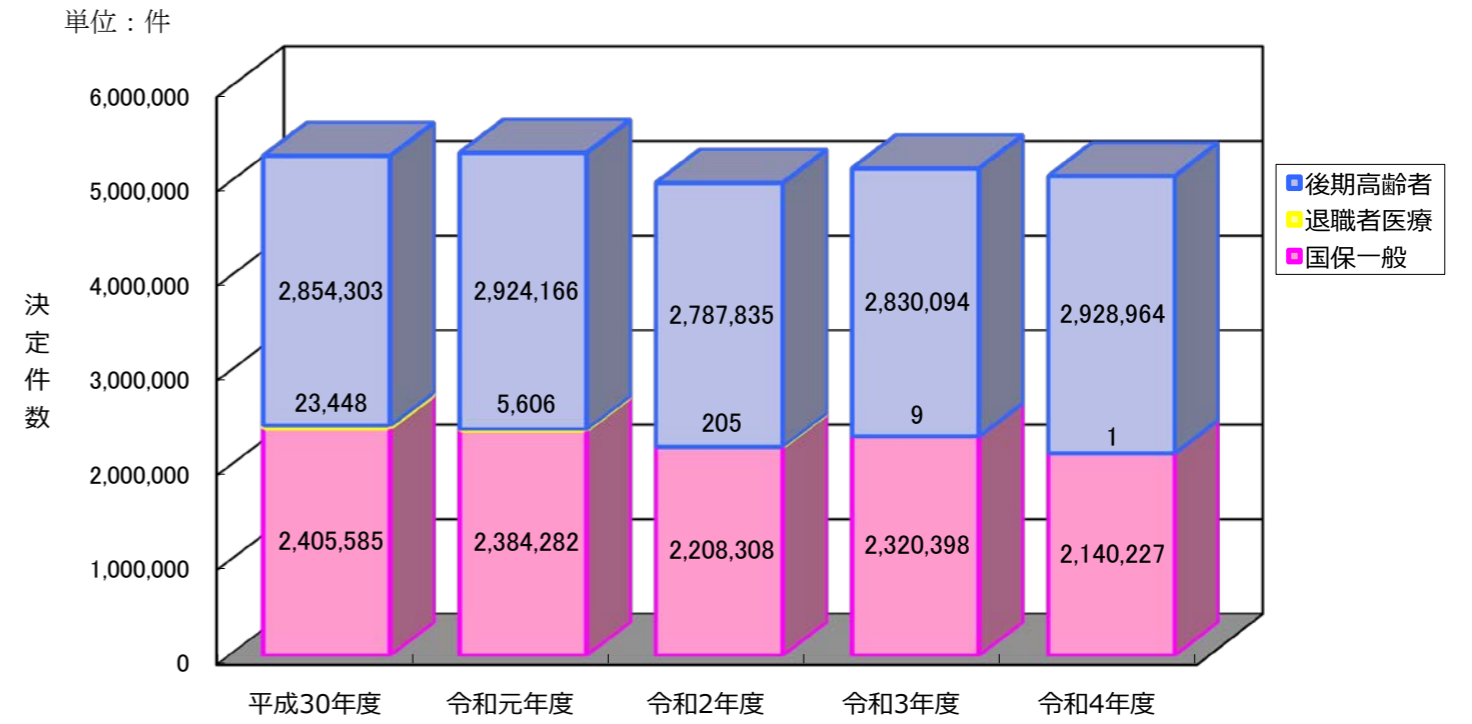
| 区分 保険者名 | 短期入所サービス費 | | | | 地域密着型サービス費 | | | | 施設介護サービス費 | | | | 合計 | | | | 特定入所者介護サービス費計 | |
|------------|-----------|------------|-------|------------|------------|------------|-------|------------|-----------|-------------|--------|-------------|--------|-------------|--------|-------------|---------------|---------------|
| | 食費 | | 居住費 | | 食費 | | 居住費 | | 食費 | | 居住費 | | 食費 | | 居住費 | | 件数 | 給付額 |
| | 件数 | 給付額 | 件数 | 給付額 | 件数 | 給付額 | 件数 | 給付額 | 件数 | 給付額 | 件数 | 給付額 | 件数 | 給付額 | 件数 | 給付額 | | |
| 福井市 | 2,308 | 24,290,670 | 2,374 | 31,443,495 | 1,391 | 17,574,975 | 1,482 | 34,079,472 | 10,350 | 183,477,648 | 9,812 | 130,442,259 | 14,049 | 225,343,293 | 13,668 | 195,965,226 | 14,380 | 421,308,519 |
| 敦賀市 | 731 | 3,758,242 | 763 | 5,128,474 | 51 | 746,190 | 51 | 1,285,002 | 3,048 | 48,103,641 | 3,068 | 38,201,812 | 3,830 | 52,608,073 | 3,882 | 44,615,288 | 3,882 | 97,223,361 |
| 小浜市 | 409 | 1,514,015 | 413 | 2,347,004 | 133 | 2,288,895 | 133 | 3,214,770 | 1,981 | 34,716,963 | 1,758 | 26,192,201 | 2,523 | 38,519,873 | 2,304 | 31,753,975 | 2,530 | 70,273,848 |
| 大野市 | 547 | 4,343,330 | 558 | 5,930,020 | 508 | 8,093,795 | 526 | 8,685,932 | 1,600 | 28,283,885 | 1,670 | 23,843,140 | 2,655 | 40,721,010 | 2,754 | 38,459,092 | 2,767 | 79,180,102 |
| 勝山市 | 98 | 341,845 | 101 | 519,998 | 57 | 402,885 | 58 | 683,600 | 1,332 | 17,981,760 | 1,335 | 17,543,397 | 1,487 | 18,726,490 | 1,494 | 18,746,995 | 1,505 | 37,473,485 |
| 鯖江市 | 318 | 2,112,064 | 317 | 3,304,916 | 267 | 3,638,334 | 267 | 6,326,472 | 2,356 | 39,391,552 | 2,242 | 25,991,933 | 2,941 | 45,141,950 | 2,826 | 35,623,321 | 2,957 | 80,765,271 |
| 越前市 | 364 | 2,344,295 | 372 | 3,268,376 | 101 | 716,510 | 101 | 2,061,552 | 3,141 | 50,854,065 | 3,127 | 35,481,039 | 3,606 | 53,914,870 | 3,600 | 40,810,967 | 3,646 | 94,725,837 |
| 永平寺町 | 222 | 1,638,555 | 223 | 2,319,000 | 0 | 0 | 0 | 0 | 814 | 11,960,480 | 791 | 11,411,224 | 1,036 | 13,599,035 | 1,014 | 13,730,224 | 1,043 | 27,329,259 |
| 池田町 | 42 | 392,150 | 44 | 450,044 | 0 | 0 | 0 | 0 | 253 | 4,160,810 | 249 | 3,178,422 | 295 | 4,552,960 | 293 | 3,628,466 | 297 | 8,181,426 |
| 南越前町 | 23 | 65,697 | 23 | 57,387 | 96 | 2,069,915 | 97 | 2,759,548 | 582 | 10,617,494 | 592 | 6,387,607 | 701 | 12,753,106 | 712 | 9,204,542 | 712 | 21,957,648 |
| 越前町 | 237 | 1,476,225 | 241 | 2,142,324 | 0 | 0 | 0 | 0 | 1,609 | 26,268,710 | 1,602 | 20,032,119 | 1,846 | 27,744,935 | 1,843 | 22,174,443 | 1,864 | 49,919,378 |
| 美浜町 | 62 | 607,060 | 70 | 766,144 | 119 | 1,716,845 | 120 | 3,205,844 | 681 | 12,763,352 | 672 | 8,968,844 | 862 | 15,087,257 | 862 | 12,940,832 | 871 | 28,028,089 |
| 高浜町 | 160 | 942,667 | 120 | 1,129,128 | 55 | 936,730 | 55 | 1,288,274 | 674 | 9,240,275 | 485 | 9,626,013 | 889 | 11,119,672 | 660 | 12,043,415 | 891 | 23,163,087 |
| おおい町 | 47 | 113,844 | 44 | 268,014 | 39 | 384,180 | 39 | 920,466 | 694 | 10,639,680 | 645 | 7,477,113 | 780 | 11,137,704 | 728 | 8,665,593 | 785 | 19,803,297 |
| 若狭町 | 173 | 1,567,554 | 176 | 2,094,781 | 125 | 2,839,735 | 126 | 3,615,570 | 907 | 17,994,410 | 884 | 11,580,214 | 1,205 | 22,401,699 | 1,186 | 17,290,565 | 1,211 | 39,692,264 |
| 坂井広域 | 977 | 8,558,478 | 987 | 12,893,266 | 1,115 | 21,231,635 | 1,137 | 28,692,400 | 3,993 | 72,044,994 | 3,790 | 47,817,609 | 6,085 | 101,835,107 | 5,914 | 89,403,275 | 6,184 | 191,238,382 |
| 合計 | 6,718 | 54,066,691 | 6,826 | 74,062,371 | 4,057 | 62,640,624 | 4,192 | 96,818,902 | 34,015 | 578,499,719 | 32,722 | 424,174,946 | 44,790 | 695,207,034 | 43,740 | 595,056,219 | 45,525 | 1,290,263,253 |

V グラフ

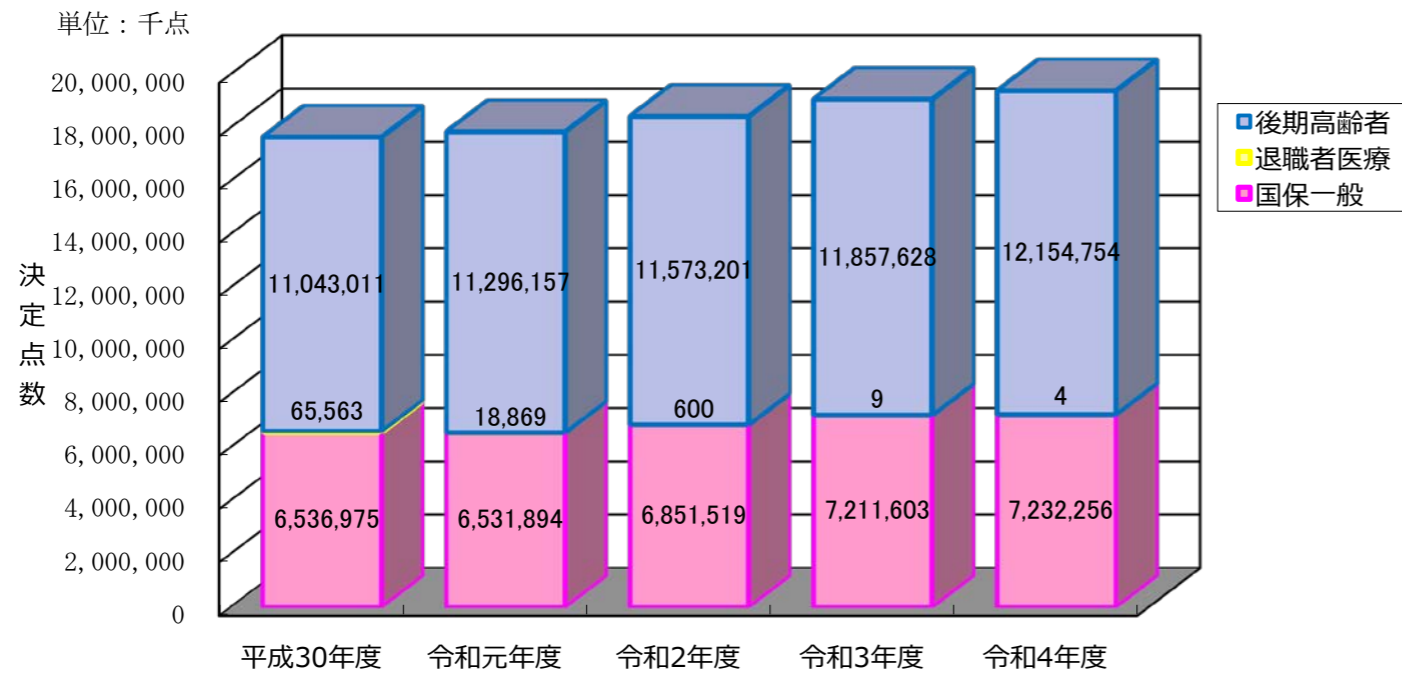
V-1-(1) 被保険者数の状況（過去5か年の推移）



V-1-(2) 審査決定件数の状況（過去5か年の推移）



V-1-(3) 審査決定点数の状況（過去5か年の推移）



VI その他

| 区分 保険者名 | 委託状況 | | | | | | | | | | | | | | | | | | | 委託手数料調定 | | | | | | | | | | | | | | | | |
|----------------|------|-----|----|-----|----|------------|-------------|-------------|-----------|------------|-------------|-------------|----|------------|-------------|-------------|-----------|------------|-------------|-------------|---------|---------|---------|-----------|---------|---------|---------|-----------|-----------|-----------|-----------|------------|-----------|-----------|-----------|------------|
| | 受付件数 | | | | 請求 | | | | | | | | 収納 | | | | | | | 被保険者及び受給者実数 | | | | 被保険者数割手数料 | | | | 実績割手数料 | | | | 委託手数料調定額合計 | | | | |
| | 国保 | 後期 | 介護 | 計 | 国保 | | 後期 | | 介護 | | 年度計 | | 国保 | 後期 | 介護 | 年度計 | 国保 | 後期 | 介護 | 計 | 国保 | 後期 | 介護 | 計 | 国保 | 後期 | 介護 | 計 | 国保 | 後期 | 介護 | 計 | | | | |
| | | | | | 件数 | 請求額 | 件数 | 請求額 | 件数 | 請求額 | 件数 | 請求額 | | | | | | | | | | | | | | | | | | | | | 件数 | 送金額① | 件数 | 送金額② |
| 福井市 | 27 | 0 | 8 | 35 | 29 | 28,818,486 | 0 | 0 | 4 | 2,110,879 | 33 | 30,929,365 | 19 | 18,031,107 | 0 | 0 | 2 | 757,426 | 21 | 18,788,533 | 43,480 | 0 | 14,154 | 57,634 | 217,400 | 0 | 70,770 | 288,170 | 567,979 | 0 | 23,858 | 591,837 | 785,379 | 0 | 94,628 | 880,007 |
| 敦賀市 | 2 | 0 | 2 | 4 | 7 | 17,131,692 | 0 | 0 | 1 | 1,145,382 | 8 | 18,277,074 | 5 | 14,344,611 | 0 | 0 | 0 | 0 | 5 | 14,344,611 | 12,115 | 0 | 3,523 | 15,638 | 60,575 | 0 | 17,615 | 78,190 | 451,855 | 0 | 0 | 451,855 | 512,430 | 0 | 17,615 | 530,045 |
| 小浜市 | 1 | 0 | 0 | 1 | 1 | 1,492,817 | 0 | 0 | 0 | 0 | 1 | 1,492,817 | 1 | 1,226,014 | 0 | 0 | 0 | 0 | 1 | 1,226,014 | 5,824 | 0 | 1,737 | 7,561 | 29,120 | 0 | 8,685 | 37,805 | 38,619 | 0 | 0 | 38,619 | 67,739 | 0 | 8,685 | 76,424 |
| 大野市 | 1 | 0 | 1 | 2 | 2 | 1,372,160 | 0 | 0 | 1 | 1,371,813 | 3 | 2,743,973 | 1 | 1,807,297 | 0 | 0 | 0 | 0 | 1 | 1,807,297 | 6,563 | 0 | 2,221 | 8,784 | 32,815 | 0 | 11,105 | 43,920 | 56,929 | 0 | 0 | 56,929 | 89,744 | 0 | 11,105 | 100,849 |
| 勝山市 | 0 | 0 | 1 | 1 | 1 | 2,171,993 | 0 | 0 | 0 | 0 | 1 | 2,171,993 | 2 | 6,611,264 | 0 | 0 | 1 | 916,026 | 3 | 7,527,290 | 4,654 | 0 | 1,498 | 6,152 | 23,270 | 0 | 7,490 | 30,760 | 208,254 | 0 | 28,854 | 237,108 | 231,524 | 0 | 36,344 | 267,868 |
| 鯖江市 | 6 | 0 | 0 | 6 | 11 | 16,696,636 | 0 | 0 | 1 | 339,588 | 12 | 17,036,224 | 9 | 14,529,597 | 0 | 0 | 1 | 339,588 | 10 | 14,869,185 | 12,245 | 0 | 3,046 | 15,291 | 61,225 | 0 | 15,230 | 76,455 | 457,682 | 0 | 10,697 | 468,379 | 518,907 | 0 | 25,927 | 544,834 |
| あわら市 | 4 | 0 | 0 | 4 | 5 | 4,231,667 | 0 | 0 | 0 | 0 | 5 | 4,231,667 | 4 | 4,180,132 | 0 | 0 | 0 | 0 | 4 | 4,180,132 | 5,452 | 0 | 0 | 5,452 | 27,260 | 0 | 0 | 27,260 | 131,674 | 0 | 0 | 131,674 | 158,934 | 0 | 0 | 158,934 |
| 越前市 | 8 | 0 | 1 | 9 | 7 | 7,702,836 | 0 | 0 | 0 | 0 | 7 | 7,702,836 | 6 | 6,047,905 | 0 | 0 | 1 | 1,352,169 | 7 | 7,400,074 | 14,823 | 0 | 3,957 | 18,780 | 74,115 | 0 | 19,785 | 93,900 | 190,509 | 0 | 42,593 | 233,102 | 264,624 | 0 | 62,378 | 327,002 |
| 坂井市 | 12 | 0 | 0 | 12 | 10 | 2,719,968 | 0 | 0 | 0 | 0 | 10 | 2,719,968 | 6 | 1,951,618 | 0 | 0 | 0 | 0 | 6 | 1,951,618 | 15,611 | 0 | 0 | 15,611 | 78,055 | 0 | 0 | 78,055 | 61,475 | 0 | 0 | 61,475 | 139,530 | 0 | 0 | 139,530 |
| 池田町 | 0 | 0 | 1 | 1 | 0 | 0 | 0 | 0 | 0 | 0 | 0 | 0 | 0 | 0 | 0 | 0 | 0 | 0 | 0 | 513 | 0 | 225 | 738 | 2,565 | 0 | 1,125 | 3,690 | 0 | 0 | 0 | 0 | 2,565 | 0 | 1,125 | 3,690 | |
| 美浜町 | 0 | 0 | 0 | 0 | 1 | 6,641,489 | 0 | 0 | 0 | 0 | 1 | 6,641,489 | 1 | 970,219 | 0 | 0 | 0 | 0 | 1 | 970,219 | 19,736 | 0 | 590 | 20,326 | 98,680 | 0 | 2,950 | 101,630 | 30,561 | 0 | 0 | 30,561 | 129,241 | 0 | 2,950 | 132,191 |
| 高浜町 | 2 | 0 | 0 | 2 | 1 | 4,488 | 0 | 0 | 0 | 0 | 1 | 4,488 | 1 | 4,488 | 0 | 0 | 0 | 0 | 1 | 4,488 | 2,193 | 0 | 597 | 2,790 | 10,965 | 0 | 2,985 | 13,950 | 141 | 0 | 0 | 141 | 11,106 | 0 | 2,985 | 14,091 |
| 南越前町 | 2 | 0 | 0 | 2 | 1 | 2,016 | 0 | 0 | 0 | 0 | 1 | 2,016 | 1 | 2,016 | 0 | 0 | 0 | 0 | 1 | 2,016 | 2,112 | 0 | 647 | 2,759 | 10,560 | 0 | 3,235 | 13,795 | 63 | 0 | 0 | 63 | 10,623 | 0 | 3,235 | 13,858 |
| 越前町 | 4 | 0 | 3 | 7 | 2 | 1,563,645 | 0 | 0 | 0 | 0 | 2 | 1,563,645 | 2 | 458,673 | 0 | 0 | 0 | 0 | 2 | 458,673 | 4,222 | 0 | 1,095 | 5,317 | 21,110 | 0 | 5,475 | 26,585 | 14,448 | 0 | 0 | 14,448 | 35,558 | 0 | 5,475 | 41,033 |
| 若狭町 | 0 | 0 | 1 | 1 | 0 | 0 | 0 | 1 | 4,633,892 | 1 | 4,633,892 | 0 | 0 | 0 | 0 | 1 | 4,633,892 | 1 | 4,633,892 | 2,998 | 0 | 958 | 3,956 | 14,990 | 0 | 4,790 | 19,780 | 0 | 0 | 145,967 | 145,967 | 14,990 | 0 | 150,757 | 165,747 | |
| 永平寺町 | 1 | 0 | 1 | 2 | 1 | 300,632 | 0 | 0 | 0 | 0 | 1 | 300,632 | 2 | 318,832 | 0 | 0 | 0 | 0 | 2 | 318,832 | 3,096 | 0 | 1,170 | 4,266 | 15,480 | 0 | 5,850 | 21,330 | 10,043 | 0 | 0 | 10,043 | 25,523 | 0 | 5,850 | 31,373 |
| おおい町 | 1 | 0 | 1 | 2 | 1 | 19,344 | 0 | 0 | 0 | 0 | 1 | 19,344 | 1 | 19,344 | 0 | 0 | 1 | 1,290,246 | 2 | 1,309,590 | 1,651 | 0 | 474 | 2,125 | 8,255 | 0 | 2,370 | 10,625 | 609 | 0 | 40,642 | 41,251 | 8,864 | 0 | 43,012 | 51,876 |
| 坂井広域連合 | 0 | 0 | 4 | 4 | 0 | 0 | 0 | 2 | 4,654,820 | 2 | 4,654,820 | 0 | 0 | 0 | 0 | 2 | 4,654,820 | 2 | 4,654,820 | 0 | 0 | 5,974 | 5,974 | 0 | 0 | 29,870 | 29,870 | 0 | 0 | 146,626 | 146,626 | 0 | 0 | 176,496 | 176,496 | |
| 食品国保 | 2 | 0 | 0 | 2 | 4 | 3,053,026 | 0 | 0 | 0 | 0 | 4 | 3,053,026 | 2 | 488,164 | 0 | 0 | 0 | 0 | 2 | 488,164 | 2,598 | 0 | 0 | 2,598 | 12,990 | 0 | 0 | 12,990 | 15,377 | 0 | 0 | 15,377 | 28,367 | 0 | 0 | 28,367 |
| 医師国保 | 0 | 0 | 0 | 0 | 0 | 0 | 0 | 0 | 0 | 0 | 0 | 0 | 0 | 0 | 0 | 0 | 0 | 0 | 0 | 1,567 | 0 | 0 | 1,567 | 7,835 | 0 | 0 | 7,835 | 0 | 0 | 0 | 0 | 7,835 | 0 | 0 | 7,835 | |
| 薬剤国保 | 0 | 0 | 0 | 0 | 0 | 0 | 0 | 0 | 0 | 0 | 0 | 0 | 0 | 0 | 0 | 0 | 0 | 0 | 0 | 484 | 0 | 0 | 484 | 2,420 | 0 | 0 | 2,420 | 0 | 0 | 0 | 0 | 2,420 | 0 | 0 | 2,420 | |
| 後期高齢者医療広域連合 | 0 | 103 | 0 | 103 | 0 | 0 | 233,471,095 | 0 | 0 | 96 | 233,471,095 | 0 | 0 | 75 | 188,759,199 | 0 | 0 | 75 | 188,759,199 | 0 | 120,422 | 0 | 120,422 | 0 | 602,110 | 0 | 602,110 | 0 | 5,945,914 | 0 | 5,945,914 | 0 | 6,548,024 | 0 | 6,548,024 | |
| 合計 | 73 | 103 | 24 | 200 | 84 | 93,922,895 | 96 | 233,471,095 | 10 | 14,256,374 | 190 | 341,650,364 | 63 | 70,991,281 | 75 | 188,759,199 | 9 | 13,944,167 | 147 | 273,694,647 | 161,937 | 120,422 | 41,866 | 324,225 | 809,685 | 602,110 | 209,330 | 1,621,125 | 2,236,218 | 5,945,914 | 439,237 | 8,621,369 | 3,045,903 | 6,548,024 | 648,567 | 10,242,494 |

※1.上記「実績割手数料」は、1円未満の端数を切り捨てて算出しているため、必ずしも「収納額×3.15%」の金額とは一致しません。
 ※2.上記「実績割手数料」は、当連合会における取扱月毎（収納月毎）の積算を記載しているため、当連合会による手数料の請求年度とは一致しない場合があります。

VI-1-(2)福祉医療費電算共同処理事業実施状況

(令和4年4月～令和5年3月取扱分)

| 市町名 | 重度精神障害者 | | 重度心身障害者 | | 乳幼児医療 | | 母子家庭 | | 寡婦 | | 父子家庭 | | 合計 | |
|------|---------|-------------|---------|---------------|-------|----|--------|-------------|-----|-----------|-------|------------|---------|---------------|
| | 件数 | 金額 | 件数 | 金額 | 件数 | 金額 | 件数 | 金額 | 件数 | 金額 | 件数 | 金額 | 件数 | 金額 |
| 福井市 | 44,964 | 104,094,161 | 162,858 | 947,807,982 | 0 | 0 | 25,307 | 79,759,625 | 0 | 0 | 1,255 | 5,567,639 | 234,384 | 1,137,229,407 |
| 敦賀市 | 12,224 | 25,449,805 | 43,255 | 214,193,932 | 0 | 0 | 7,428 | 21,825,127 | 0 | 0 | 158 | 583,870 | 63,065 | 262,052,734 |
| 小浜市 | 3,156 | 7,043,560 | 20,268 | 106,435,064 | 0 | 0 | 2,162 | 5,839,899 | 0 | 0 | 108 | 381,820 | 25,694 | 119,700,343 |
| 大野市 | 5,639 | 12,516,398 | 23,804 | 135,564,841 | 0 | 0 | 1,973 | 5,871,295 | 0 | 0 | 108 | 361,533 | 31,524 | 154,314,067 |
| 勝山市 | 4,714 | 10,863,462 | 16,914 | 99,875,410 | 0 | 0 | 1,202 | 4,122,885 | 1 | 3,560 | 119 | 394,090 | 22,950 | 115,259,407 |
| 鯖江市 | 11,764 | 28,305,329 | 43,387 | 258,480,069 | 0 | 0 | 6,718 | 20,090,089 | 0 | 0 | 242 | 1,042,410 | 62,111 | 307,917,897 |
| あわら市 | 3,589 | 8,264,728 | 17,902 | 118,467,591 | 0 | 0 | 2,168 | 6,456,700 | 0 | 0 | 43 | 87,400 | 23,702 | 133,276,419 |
| 越前市 | 12,851 | 29,261,341 | 47,222 | 261,355,313 | 0 | 0 | 6,132 | 17,486,768 | 0 | 0 | 210 | 601,430 | 66,415 | 308,704,852 |
| 坂井市 | 14,316 | 33,466,424 | 57,678 | 325,231,400 | 0 | 0 | 7,739 | 22,866,062 | 321 | 1,046,580 | 373 | 1,916,786 | 80,427 | 384,527,252 |
| 池田町 | 389 | 879,210 | 1,999 | 12,154,582 | 0 | 0 | 94 | 269,140 | 0 | 0 | 1 | 1,820 | 2,483 | 13,304,752 |
| 美浜町 | 1,423 | 3,448,939 | 10,868 | 57,940,994 | 0 | 0 | 740 | 2,123,900 | 0 | 0 | 11 | 30,110 | 13,042 | 63,543,943 |
| 高浜町 | 548 | 1,495,430 | 5,296 | 35,441,609 | 0 | 0 | 375 | 1,194,990 | 0 | 0 | 19 | 52,790 | 6,238 | 38,184,819 |
| 南越前町 | 1,270 | 2,705,450 | 8,146 | 39,210,144 | 0 | 0 | 550 | 1,456,547 | 0 | 0 | 27 | 87,940 | 9,993 | 43,460,081 |
| 越前町 | 2,519 | 5,340,192 | 16,904 | 95,473,492 | 0 | 0 | 1,850 | 5,940,440 | 0 | 0 | 15 | 54,500 | 21,288 | 106,808,624 |
| 若狭町 | 1,291 | 2,804,215 | 10,759 | 60,480,049 | 0 | 0 | 791 | 1,971,710 | 0 | 0 | 86 | 263,530 | 12,927 | 65,519,504 |
| 永平寺町 | 2,506 | 6,061,035 | 13,760 | 79,048,714 | 0 | 0 | 1,251 | 4,169,220 | 0 | 0 | 61 | 112,860 | 17,578 | 89,391,829 |
| おおい町 | 723 | 2,052,480 | 7,160 | 37,690,406 | 0 | 0 | 458 | 1,239,840 | 53 | 103,530 | 89 | 348,150 | 8,483 | 41,434,406 |
| 合計 | 123,886 | 284,052,159 | 508,180 | 2,884,851,592 | 0 | 0 | 66,938 | 202,684,237 | 375 | 1,153,670 | 2,925 | 11,888,678 | 702,304 | 3,384,630,336 |

VI-1-(3) 障害介護給付費の状況

【障害者総合支援】

| 区分 保険者名 | 令和4年4月 | | 5月 | | 6月 | | 7月 | | 8月 | | 9月 | | 10月 | | 11月 | | 12月 | | 令和5年1月 | | 2月 | | 3月 | | 合計 | |
|------------|--------|---------------|--------|---------------|--------|---------------|--------|---------------|--------|---------------|--------|---------------|--------|---------------|--------|---------------|--------|---------------|--------|---------------|--------|---------------|--------|---------------|---------|----------------|
| | 件数 | 給付額 | 件数 | 給付額 | 件数 | 給付額 | 件数 | 給付額 | 件数 | 給付額 | 件数 | 給付額 | 件数 | 給付額 | 件数 | 給付額 | 件数 | 給付額 | 件数 | 給付額 | 件数 | 給付額 | 件数 | 給付額 | 件数 | 給付額 |
| 福井市 | 3,780 | 525,952,748 | 3,838 | 507,769,030 | 3,899 | 529,290,358 | 3,853 | 532,037,957 | 3,875 | 530,152,477 | 3,837 | 528,907,882 | 3,928 | 526,965,690 | 3,890 | 535,196,663 | 3,889 | 537,200,899 | 3,939 | 541,475,376 | 3,803 | 522,496,560 | 3,987 | 501,864,314 | 46,518 | 6,319,309,954 |
| 敦賀市 | 835 | 110,497,173 | 762 | 104,770,163 | 880 | 119,410,632 | 869 | 116,427,579 | 819 | 115,181,559 | 849 | 117,239,714 | 849 | 114,217,555 | 870 | 117,804,379 | 846 | 112,363,703 | 811 | 109,659,186 | 902 | 119,261,443 | 828 | 106,137,591 | 10,120 | 1,362,970,677 |
| 小浜市 | 432 | 52,860,470 | 431 | 53,503,931 | 431 | 54,361,700 | 459 | 56,673,746 | 477 | 60,072,290 | 457 | 56,161,376 | 464 | 55,455,603 | 422 | 56,914,661 | 433 | 52,767,966 | 460 | 53,255,355 | 469 | 55,151,817 | 437 | 50,199,481 | 5,372 | 657,378,396 |
| 大野市 | 550 | 84,987,489 | 511 | 82,386,621 | 533 | 82,598,302 | 505 | 84,753,257 | 545 | 84,152,190 | 448 | 67,730,190 | 624 | 98,262,490 | 525 | 86,180,719 | 531 | 84,441,604 | 525 | 83,120,042 | 517 | 83,852,652 | 524 | 79,428,646 | 6,338 | 1,001,894,202 |
| 勝山市 | 361 | 58,791,288 | 366 | 56,452,893 | 333 | 57,087,283 | 336 | 57,507,922 | 365 | 58,842,282 | 322 | 53,396,366 | 399 | 61,648,142 | 351 | 59,279,332 | 333 | 56,770,613 | 365 | 58,156,815 | 333 | 53,603,611 | 356 | 52,474,314 | 4,220 | 684,010,861 |
| 鯖江市 | 935 | 140,624,087 | 1,020 | 140,377,529 | 974 | 143,288,554 | 991 | 145,577,934 | 970 | 143,795,749 | 964 | 143,270,082 | 1,009 | 143,277,778 | 963 | 146,829,550 | 994 | 147,435,150 | 972 | 145,577,207 | 970 | 140,594,575 | 985 | 133,077,417 | 11,747 | 1,713,725,612 |
| あわら市 | 436 | 51,989,317 | 405 | 50,241,462 | 398 | 50,671,095 | 404 | 51,861,583 | 425 | 51,103,319 | 421 | 53,076,500 | 460 | 52,521,191 | 395 | 52,225,036 | 404 | 53,109,167 | 437 | 52,661,649 | 410 | 50,491,310 | 410 | 50,119,826 | 5,005 | 620,071,455 |
| 越前市 | 1,071 | 163,862,785 | 1,110 | 159,576,415 | 1,101 | 162,119,209 | 1,066 | 162,639,900 | 1,056 | 160,391,679 | 1,068 | 161,861,742 | 1,104 | 158,270,993 | 1,074 | 164,853,425 | 1,085 | 159,917,296 | 1,110 | 160,827,488 | 1,055 | 155,583,085 | 1,111 | 151,361,191 | 13,011 | 1,921,265,208 |
| 坂井市 | 1,231 | 160,122,824 | 1,227 | 158,666,891 | 1,217 | 160,206,456 | 1,225 | 168,499,355 | 1,160 | 157,545,200 | 1,228 | 164,799,558 | 1,333 | 165,070,519 | 1,164 | 165,852,388 | 1,185 | 167,662,966 | 1,228 | 167,265,331 | 1,188 | 160,919,766 | 1,183 | 155,278,575 | 14,569 | 1,951,889,829 |
| 永平寺町 | 278 | 38,721,034 | 262 | 36,515,209 | 282 | 38,651,442 | 274 | 39,096,113 | 290 | 36,848,750 | 270 | 37,200,800 | 304 | 39,793,659 | 287 | 38,551,356 | 299 | 38,898,116 | 296 | 38,351,326 | 302 | 38,161,384 | 297 | 37,316,950 | 3,441 | 458,106,139 |
| 池田町 | 56 | 7,554,797 | 52 | 7,111,970 | 47 | 7,374,790 | 48 | 7,402,444 | 46 | 7,298,029 | 47 | 7,090,197 | 54 | 7,631,960 | 46 | 7,327,460 | 47 | 7,414,429 | 42 | 6,791,683 | 46 | 6,733,644 | 45 | 7,082,218 | 576 | 86,813,621 |
| 南越前町 | 141 | 24,398,947 | 134 | 23,850,078 | 147 | 24,983,142 | 148 | 25,218,107 | 136 | 24,822,438 | 139 | 24,390,779 | 149 | 24,602,683 | 135 | 25,697,855 | 143 | 25,350,596 | 145 | 25,398,369 | 133 | 24,511,471 | 144 | 23,538,304 | 1,694 | 296,762,769 |
| 越前町 | 305 | 46,821,631 | 281 | 45,061,858 | 289 | 45,445,180 | 316 | 47,145,620 | 274 | 45,083,769 | 288 | 45,617,187 | 298 | 45,059,947 | 288 | 47,356,280 | 315 | 49,014,896 | 307 | 46,726,894 | 286 | 45,136,061 | 278 | 42,851,014 | 3,525 | 551,320,337 |
| 美浜町 | 163 | 24,479,499 | 173 | 23,628,669 | 172 | 26,372,944 | 174 | 24,961,239 | 165 | 24,797,234 | 164 | 24,831,623 | 179 | 24,713,740 | 175 | 25,762,656 | 160 | 24,373,154 | 169 | 23,836,349 | 156 | 23,646,976 | 157 | 21,545,763 | 2,007 | 292,949,846 |
| 高浜町 | 128 | 17,024,617 | 114 | 16,481,078 | 106 | 15,843,278 | 116 | 16,849,162 | 118 | 16,359,034 | 107 | 16,456,095 | 124 | 16,793,959 | 116 | 17,124,252 | 115 | 16,857,482 | 119 | 16,679,562 | 111 | 15,803,432 | 116 | 16,095,033 | 1,390 | 198,366,984 |
| おおい町 | 116 | 15,661,651 | 109 | 15,216,203 | 97 | 14,928,038 | 109 | 15,596,755 | 111 | 16,151,884 | 108 | 15,810,300 | 127 | 15,371,853 | 102 | 15,835,177 | 107 | 16,060,307 | 113 | 15,839,739 | 111 | 15,053,475 | 106 | 14,632,926 | 1,316 | 186,158,308 |
| 若狭町 | 243 | 31,320,365 | 251 | 31,644,312 | 241 | 30,773,814 | 261 | 33,190,477 | 254 | 31,626,064 | 256 | 32,747,305 | 257 | 30,933,642 | 253 | 32,624,726 | 250 | 32,004,327 | 246 | 31,748,392 | 248 | 31,258,814 | 250 | 29,269,516 | 3,010 | 379,141,754 |
| 合計 | 11,061 | 1,555,670,722 | 11,046 | 1,513,254,312 | 11,147 | 1,563,406,217 | 11,154 | 1,585,439,150 | 11,086 | 1,564,223,947 | 10,973 | 1,550,587,696 | 11,662 | 1,580,591,404 | 11,056 | 1,595,415,915 | 11,136 | 1,581,642,671 | 11,284 | 1,577,370,763 | 11,040 | 1,542,260,076 | 11,214 | 1,472,273,079 | 133,859 | 18,682,135,952 |

VI-1-(3) 障害介護給付費の状況

【障害児総合支援】

| 区分 保険者名 | 令和4年4月 | | 5月 | | 6月 | | 7月 | | 8月 | | 9月 | | 10月 | | 11月 | | 12月 | | 令和5年1月 | | 2月 | | 3月 | | 合計 | |
|------------|--------|-------------|-------|-------------|-------|-------------|-------|-------------|-------|-------------|-------|-------------|-------|-------------|-------|-------------|-------|-------------|--------|-------------|-------|-------------|-------|-------------|--------|---------------|
| | 件数 | 給付額 | 件数 | 給付額 | 件数 | 給付額 | 件数 | 給付額 | 件数 | 給付額 | 件数 | 給付額 | 件数 | 給付額 | 件数 | 給付額 | 件数 | 給付額 | 件数 | 給付額 | 件数 | 給付額 | 件数 | 給付額 | 件数 | 給付額 |
| 福井市 | 1,442 | 83,750,868 | 1,483 | 87,846,656 | 1,435 | 83,052,727 | 1,545 | 99,140,378 | 1,519 | 90,487,626 | 1,480 | 92,236,693 | 1,535 | 92,393,234 | 1,538 | 93,959,449 | 1,558 | 92,008,625 | 1,594 | 92,482,492 | 1,497 | 83,515,818 | 1,558 | 86,916,761 | 18,184 | 1,077,791,327 |
| 敦賀市 | 421 | 17,225,594 | 379 | 17,792,197 | 361 | 18,258,056 | 397 | 19,875,551 | 382 | 17,194,545 | 382 | 19,766,634 | 378 | 19,134,428 | 381 | 18,030,844 | 380 | 18,911,228 | 376 | 17,050,088 | 373 | 18,590,500 | 331 | 16,593,867 | 4,541 | 218,423,532 |
| 小浜市 | 157 | 5,963,399 | 146 | 5,661,969 | 140 | 5,796,712 | 149 | 6,597,263 | 146 | 6,410,707 | 143 | 6,564,303 | 151 | 6,079,801 | 158 | 6,898,817 | 159 | 7,014,723 | 153 | 6,034,238 | 161 | 6,777,317 | 149 | 6,483,482 | 1,812 | 76,282,731 |
| 大野市 | 78 | 3,953,848 | 63 | 3,089,495 | 82 | 3,917,509 | 77 | 4,161,496 | 72 | 3,695,151 | 69 | 3,870,234 | 99 | 3,582,351 | 75 | 3,444,559 | 78 | 3,380,670 | 79 | 3,519,141 | 88 | 3,656,647 | 83 | 3,180,838 | 943 | 43,451,939 |
| 勝山市 | 61 | 2,545,129 | 41 | 867,742 | 52 | 3,383,975 | 42 | 2,321,084 | 47 | 2,482,621 | 41 | 1,971,989 | 58 | 2,391,490 | 48 | 2,184,519 | 57 | 2,245,350 | 60 | 2,442,336 | 52 | 2,371,973 | 55 | 2,094,694 | 614 | 27,302,902 |
| 鯖江市 | 244 | 18,151,388 | 272 | 18,127,374 | 260 | 17,427,971 | 250 | 20,426,387 | 254 | 18,550,254 | 269 | 23,041,152 | 247 | 19,939,829 | 263 | 20,522,270 | 265 | 20,785,836 | 271 | 19,213,708 | 261 | 17,646,039 | 260 | 18,303,640 | 3,116 | 232,135,848 |
| あわら市 | 99 | 7,445,262 | 89 | 6,516,989 | 88 | 5,569,251 | 89 | 7,137,135 | 89 | 6,944,074 | 89 | 8,369,100 | 110 | 7,489,800 | 106 | 7,954,171 | 93 | 7,309,132 | 100 | 6,956,666 | 100 | 5,869,746 | 101 | 7,460,056 | 1,153 | 85,021,382 |
| 越前市 | 226 | 12,027,271 | 220 | 13,826,661 | 230 | 13,146,825 | 233 | 15,130,898 | 254 | 15,626,719 | 249 | 17,564,248 | 258 | 15,748,077 | 255 | 16,438,753 | 271 | 15,524,488 | 270 | 15,312,668 | 227 | 11,438,949 | 316 | 17,976,848 | 3,009 | 179,762,405 |
| 坂井市 | 476 | 26,320,735 | 546 | 32,443,502 | 478 | 27,715,210 | 516 | 32,545,481 | 509 | 31,008,348 | 472 | 32,525,977 | 590 | 33,281,812 | 521 | 34,479,571 | 516 | 33,564,361 | 562 | 31,919,650 | 510 | 29,733,050 | 514 | 30,708,766 | 6,210 | 376,246,463 |
| 永平寺町 | 94 | 4,277,424 | 90 | 4,550,978 | 91 | 3,708,875 | 103 | 4,683,398 | 89 | 4,503,598 | 93 | 4,666,430 | 106 | 4,729,843 | 81 | 4,881,966 | 116 | 5,453,128 | 118 | 5,307,578 | 99 | 4,750,132 | 111 | 4,680,950 | 1,191 | 56,194,300 |
| 池田町 | 2 | 221,717 | 3 | 175,264 | 3 | 232,381 | 2 | 194,908 | 2 | 124,005 | 6 | 289,554 | 3 | 157,859 | 3 | 53,364 | 2 | 40,539 | 1 | 18,324 | 1 | 6,111 | 2 | 33,285 | 30 | 1,547,311 |
| 南越前町 | 20 | 1,270,169 | 30 | 1,548,941 | 21 | 1,324,272 | 25 | 1,713,055 | 21 | 1,302,661 | 29 | 1,570,081 | 24 | 1,526,979 | 25 | 1,449,014 | 21 | 1,337,254 | 20 | 1,265,192 | 27 | 1,264,325 | 27 | 1,367,524 | 290 | 16,939,467 |
| 越前町 | 79 | 6,928,805 | 79 | 7,412,442 | 68 | 6,283,270 | 76 | 7,422,066 | 76 | 6,606,290 | 67 | 6,716,096 | 85 | 7,207,111 | 67 | 6,814,247 | 81 | 7,058,219 | 84 | 6,845,534 | 83 | 7,359,724 | 73 | 7,098,738 | 918 | 83,752,542 |
| 美浜町 | 44 | 1,522,385 | 22 | 534,067 | 70 | 2,842,654 | 42 | 1,748,144 | 59 | 2,279,920 | 50 | 1,690,056 | 50 | 1,785,446 | 51 | 1,870,364 | 49 | 1,651,498 | 51 | 1,719,633 | 46 | 1,119,142 | 55 | 1,995,378 | 589 | 20,758,687 |
| 高浜町 | 46 | 2,877,316 | 52 | 3,081,351 | 56 | 3,110,727 | 61 | 3,627,311 | 45 | 3,079,050 | 48 | 3,097,328 | 54 | 3,112,759 | 52 | 2,951,942 | 69 | 3,757,956 | 70 | 4,013,982 | 69 | 2,642,074 | 61 | 3,156,746 | 683 | 38,508,542 |
| おおい町 | 34 | 942,344 | 27 | 925,066 | 26 | 868,073 | 34 | 1,293,465 | 31 | 1,192,245 | 30 | 1,218,667 | 29 | 1,122,429 | 31 | 1,158,878 | 29 | 1,184,761 | 31 | 1,192,433 | 29 | 1,043,790 | 30 | 974,077 | 361 | 13,116,228 |
| 若狭町 | 44 | 1,699,814 | 40 | 1,606,167 | 41 | 1,689,423 | 43 | 1,816,164 | 48 | 1,509,994 | 52 | 1,806,052 | 46 | 1,843,527 | 55 | 1,812,826 | 49 | 1,760,115 | 56 | 1,549,616 | 49 | 1,696,453 | 47 | 1,773,379 | 570 | 20,563,530 |
| 福井県 | 25 | 7,957,256 | 27 | 8,250,217 | 27 | 9,347,549 | 29 | 9,071,565 | 27 | 8,895,165 | 28 | 8,467,574 | 25 | 8,151,621 | 26 | 8,826,640 | 24 | 7,895,624 | 23 | 8,184,256 | 22 | 8,353,224 | 23 | 7,720,839 | 306 | 101,121,530 |
| 合計 | 3,592 | 205,080,724 | 3,609 | 214,257,078 | 3,529 | 207,675,460 | 3,713 | 238,905,749 | 3,670 | 221,892,973 | 3,597 | 235,432,168 | 3,848 | 229,678,396 | 3,736 | 233,732,194 | 3,817 | 230,883,507 | 3,919 | 225,027,535 | 3,694 | 207,835,014 | 3,796 | 218,519,868 | 44,520 | 2,668,920,666 |

VI-1-(4) 特定健康診査・特定保健指導実施状況

| 保険者名 | 特定健診 | | | | | | | | | | 特定保健指導 | | | | | | | | | |
|-------|-------|-------|-------|-------|---------|---------|--------|--------|--------|--------|--------|-------|-------|--------|-------|-------|-------|-------|-------|-------|
| | 受診率 | | | | 対象者数 | | | 受診者数 | | | 終了率 | | | | 対象者数 | | | 終了者数 | | |
| | 令和2年度 | 令和3年度 | 令和4年度 | 前年度比 | 令和2年度 | 令和3年度 | 令和4年度 | 令和2年度 | 令和3年度 | 令和4年度 | 令和2年度 | 令和3年度 | 令和4年度 | 前年度比 | 令和2年度 | 令和3年度 | 令和4年度 | 令和2年度 | 令和3年度 | 令和4年度 |
| 福井市 | 26.8 | 30.3 | 30.7 | 0.4 | 31,976 | 31,197 | 28,873 | 8,559 | 9,448 | 8,853 | 10.5 | 11.1 | 11.6 | 0.5 | 1,006 | 1,092 | 982 | 106 | 121 | 114 |
| 敦賀市 | 24.3 | 31.4 | 33.5 | 2.1 | 9,172 | 8,970 | 8,299 | 2,228 | 2,818 | 2,779 | 36.8 | 33.6 | 45.4 | 11.8 | 209 | 298 | 282 | 77 | 100 | 128 |
| 小浜市 | 36.0 | 37.1 | 41.5 | 4.4 | 4,404 | 4,255 | 4,005 | 1,585 | 1,578 | 1,664 | 49.2 | 51.8 | 40.2 | ▲ 11.6 | 187 | 191 | 179 | 92 | 99 | 72 |
| 大野市 | 33.7 | 37.6 | 37.5 | ▲ 0.1 | 5,154 | 5,013 | 4,769 | 1,735 | 1,884 | 1,789 | 14.4 | 14.6 | 25.7 | 11.1 | 194 | 205 | 187 | 28 | 30 | 48 |
| 勝山市 | 33.2 | 38.5 | 41.0 | 2.5 | 3,719 | 3,603 | 3,366 | 1,236 | 1,386 | 1,379 | 13.2 | 7.0 | 3.1 | ▲ 3.9 | 182 | 143 | 130 | 24 | 10 | 4 |
| 鯖江市 | 21.8 | 26.9 | 29.0 | 2.1 | 9,017 | 8,828 | 8,266 | 1,969 | 2,373 | 2,396 | 21.3 | 23.1 | 29.1 | 6.0 | 225 | 268 | 261 | 48 | 62 | 76 |
| あわら市 | 24.7 | 32.2 | 33.8 | 1.6 | 4,217 | 4,106 | 3,837 | 1,042 | 1,323 | 1,295 | 61.4 | 56.0 | 59.1 | 3.1 | 101 | 134 | 154 | 62 | 75 | 91 |
| 越前市 | 26.6 | 29.8 | 32.7 | 2.9 | 11,212 | 10,885 | 10,202 | 2,985 | 3,248 | 3,331 | 28.5 | 31.9 | 28.1 | ▲ 3.8 | 316 | 339 | 345 | 90 | 108 | 97 |
| 坂井市 | 14.4 | 31.5 | 30.3 | ▲ 1.2 | 11,397 | 10,428 | 10,761 | 1,646 | 3,282 | 3,263 | 13.6 | 23.0 | 24.5 | 1.5 | 221 | 395 | 371 | 30 | 91 | 91 |
| 池田町 | 40.0 | 45.9 | 54.8 | 8.9 | 402 | 403 | 354 | 161 | 185 | 194 | 39.3 | 62.5 | 69.7 | 7.2 | 28 | 32 | 33 | 11 | 20 | 23 |
| 美浜町 | 38.8 | 46.1 | 45.1 | ▲ 1.0 | 1,551 | 1,505 | 1,440 | 602 | 694 | 649 | 61.6 | 73.9 | 78.7 | 4.8 | 86 | 111 | 94 | 53 | 82 | 74 |
| 高浜町 | 42.7 | 47.3 | 47.6 | 0.3 | 1,678 | 1,642 | 1,519 | 716 | 776 | 723 | 89.4 | 85.1 | 85.3 | 0.2 | 104 | 134 | 109 | 93 | 114 | 93 |
| 南越前町 | 32.5 | 36.1 | 35.0 | ▲ 1.1 | 1,646 | 1,649 | 1,545 | 535 | 596 | 541 | 29.7 | 15.5 | 34.7 | 19.2 | 64 | 71 | 72 | 19 | 11 | 25 |
| 越前町 | 31.3 | 34.1 | 36.5 | 2.4 | 3,303 | 3,201 | 3,008 | 1,033 | 1,090 | 1,099 | 41.4 | 55.8 | 69.1 | 13.3 | 152 | 156 | 139 | 63 | 87 | 96 |
| 若狭町 | 39.4 | 43.8 | 46.0 | 2.2 | 2,366 | 2,334 | 2,169 | 932 | 1,022 | 997 | 76.4 | 72.7 | 57.4 | ▲ 15.3 | 127 | 128 | 115 | 97 | 93 | 66 |
| 永平寺町 | 35.1 | 31.6 | 36.8 | 5.2 | 2,386 | 2,359 | 2,204 | 838 | 745 | 811 | 10.6 | 23.5 | 12.1 | ▲ 11.4 | 94 | 85 | 99 | 10 | 20 | 12 |
| おおい町 | 34.5 | 37.2 | 39.9 | 2.7 | 1,232 | 1,238 | 1,147 | 425 | 460 | 458 | 27.3 | 31.7 | 43.1 | 11.4 | 44 | 60 | 51 | 12 | 19 | 22 |
| 食品国保 | 31.5 | 30.6 | 32.9 | 2.3 | 1,518 | 1,529 | 1,460 | 478 | 468 | 480 | 4.2 | 3.7 | 7.4 | 3.7 | 72 | 81 | 81 | 3 | 3 | 6 |
| 医師国保 | 33.6 | 33.4 | 33.8 | 0.4 | 979 | 987 | 970 | 329 | 330 | 328 | 0.0 | 0.0 | 0.0 | 0.0 | 39 | 37 | 36 | 0 | 0 | 0 |
| 薬剤師国保 | 42.3 | 46.5 | 47.0 | 0.5 | 281 | 275 | 268 | 119 | 128 | 126 | 0.0 | 0.0 | 7.1 | 7.1 | 14 | 19 | 14 | 0 | 0 | 1 |
| 県 計 | 27.1 | 32.4 | 33.7 | 1.3 | 107,610 | 104,407 | 98,462 | 29,153 | 33,834 | 33,155 | 26.5 | 28.8 | 30.5 | 1.7 | 3,465 | 3,979 | 3,734 | 918 | 1,145 | 1,139 |

福井県国民健康保険団体連合会
発行 令和6年2月